


MARQUETTE

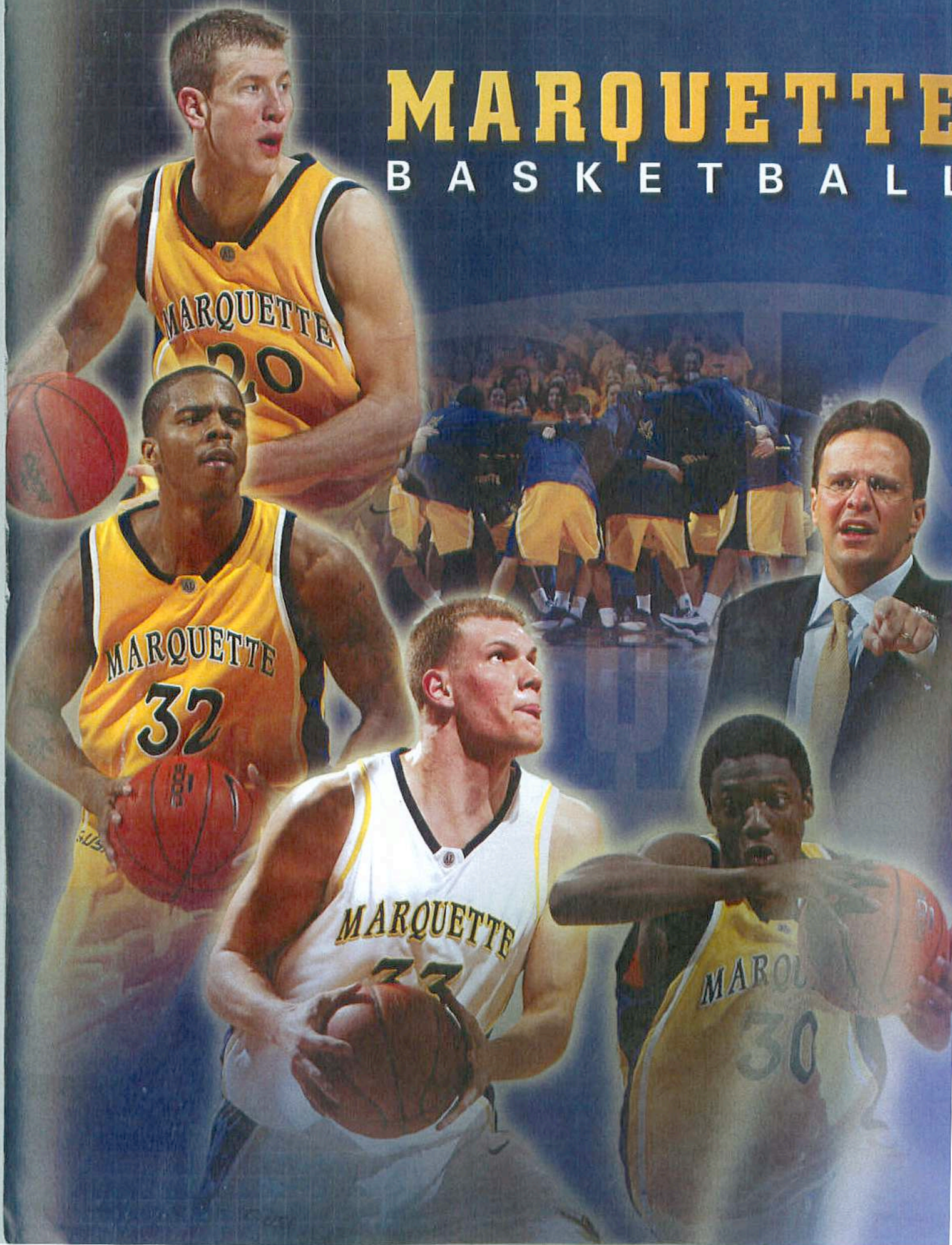
BASKETBALL



Every *moment* counts.

MARQUETTE

BASKETBALL



2004-05 MARQUETTE BASKETBALL

Marquette Basketball	2-31
Golden Past and Bright Future	2-3
Al McGuire Center	4-5
Big EAST Conference	6-7
Individual Instruction	8-9
Strength and Conditioning	10-11
Academic Support	12-13
National Media Exposure	14-15
Game Day at Marquette	16-17
Off the Court	18-19
Marquette and the NBA	20-21
Doc Rivers and Dwyane Wade	22-23
After Marquette	24-25
Quality Education	26-27
Milwaukee	28-29
A Family Affair	30-31
Why Marquette	32

2004-05 Season Outlook and Roster	33
2004-05 Outlook	34-35
Roster	36

2004-05 Marquette Players	37-62
Travis Diener	38-39
Marcus Jackson	40-41
Todd Townsend	42-43
Joe Chapman	44-45
Chris Grimm	46-47
Steve Novak	48-49
Brandon Bell	50-51
Dan Fitzgerald	52-53
Dameon Mason	54-55
Ryan Amadio	56
Quimane Barros	57
Niv Berkowitz	58
Rob Hanley	59
Mike Kinsella	60
Chris Telf	61
Jon Wilkum	62

Coaching and Basketball Support Staff	63-88
Tom Crean	64-77
Jeff Strohm	78
Bo Ellis	79
Jason Rabedeaux	80
Brian Wardle	81
Trey Schwab	82
Basketball Support Staff	83-88

2003-04 Season	89
Season in Review	90-91
Statistics and Results	92
Game Box Scores	93-100
Conference USA Results and Honors	101
Conference USA Statistics	102-104

2004-05 Opponents	105
Opponents	105-115
Series Record vs. 2004-05 Opponents	116-117
All-Time Series Records	118

Marquette University	119-136
University	120-126
Athletics	127-133
Conference USA	134-136

Marquette Basketball History	137-168
All-time Letterwinners	137-138
Year-by-Year Results	139-149
All-time vs. Ranked Opponents	150-152
Year-by-Year Records	154
Year-by-Year Team Statistics	155
All-time Coaching Records	156
Coaching Honors	157
All-time Postseason Results	158
Marquette in the Polls	159-160
Retired Numbers	161
Championship History	162-168

Marquette Basketball Records and Awards	169-202
NCAA Tournament Records	169-170

NIT Records	171-172
Pepsi Blue and Gold Classic	173-175
Season-by-Season Captains and Leaders	176-177
All-Americans	178
"M" Club	179-180
National Awards	181
All-time Leaders	182-189
Single Game Records	190-191
Season Records	192-195
Conference Honors and Records	196
Conference USA Records	197-200
Bradley Center Records	201-202

Media Information	203-206
Media Information	203
Marquette Radio Network	204
Bradley Center	205-206

Tom Crean Summer Camp	208
Blue and Gold Fund	209
Notes Pages	210
TV/Radio Roster	211

Marquette men's basketball information

GENERAL

School	Marquette University
City / Zip Code	Milwaukee, WI 53233
Founded	1881
Enrollment	11,000
Nickname	Golden Eagles
School Colors	Blue & Gold
Arena	Bradley Center (18,850)
Affiliation	NCAA Division I
Conference	Conference USA
President	Robert A. Wild, S.J.
Director of Athletics	Bill Cords
Athletic Department Phone	(414) 288-6303
Ticket Office Phone	(414) 288-GOMU (4666)
Press Row Phone	(414) 224-0540
University Website	www.marquette.edu

TEAM INFORMATION

2003-04 Overall Record	19-12
Home	15-3
Away	3-8
Neutral	1-1
Conference Record / Finish	8-8 / 8th place

HISTORY

First Year of Basketball	1916-17
All-Time Record	1309-826 (613)
NCAA Tournament Appearances / Last	23 / 2003
NIT Appearances / Last	14 / 2004
Last Postseason Appearance	NIT, 2004
Result	NIT Quarterfinals, Lost to Iowa State, 77-69

BASKETBALL STAFF

Head Coach	Tom Crean (C. Michigan, 1989)
Record at Marquette	102-53 (.658) / Five seasons
Career Record	102-53 (.658) / Five seasons
Basketball Office Phone	(414) 288-7130

Assistant Coaches:

Jeff Strohm (Eastern Illinois, 1988)
Bo Ellis (Marquette, 1977)
Jason Rabedeaux (California-Davis, 1988)

Director of Operations-Men's Basketball/Head Manager:
Brian Wardle (Marquette, 2001)

Special Assistant: Trey Schwab (Tulsa, 1988)

Head Athletic Trainer: Jayd Grossman

Head Strength & Conditioning Coach: Scott Holsopple

Coordinator of Basketball Operations: Barb Kellaher

Executive Assistant: Molly Cary

A STORIED PAST A BRIGHT FUTURE


1977
NCAA
CHAMPION

FINAL FOUR
2003

2003 marks the 88th year of play for Marquette basketball, a tradition that has become a cornerstone of the University. Whether played at Marquette Gym, The Breda Center or the new Breda Center, Marquette basketball has been a model of tradition, dedication and a commitment to excellence. Marquette basketball has always and always will be a source of pride for the University, its fans and alumni. From its first All-American selection in 1934, Marquette basketball has produced a myriad of great teams and players.

Key Numbers:

- 37 postseason appearances; ninth most among all Division I programs
- Three trips to the Final Four
- 1977 National Championship
- 1970 NIT Championship
- Over 1,300 victories all time
- One of just 17 schools to have won both NCAA and NIT Championship
- 21 first team All-Americans
- 17 different players have earned 28 berths on all-conference teams in 15-years of conference affiliation
- 48 National Basketball Association (NBA) draft picks
- Five National Coach of the Year honorees



AL MCGUIRE CENTER

Marquette University provides its student-athletes the opportunity to train in one of the nation's elite practice facilities - The Al McGuire Center. Opened in October 2003, the facility is named after the legendary basketball coach Al McGuire who led the program to an NCAA championship, an NIT title and 295 victories in 13 seasons.

Through the generosity of alumni and friends, Marquette Basketball has been provided a facility that is unparalleled as it moves towards entry into the BIG EAST Conference. The \$31 million practice and play facility features a 4,000 seat arena and full-size practice gym; strength and conditioning area, sports medicine and athletic training areas, coaches' offices, team locker room and lounge, and academic center.

The Al McGuire Center provides the best possible environment for the development of Marquette's student-athletes - academically, athletically and personally.

Practice Gym

Marquette Basketball's private full-size practice gym is located on the lower level of the McGuire Center. The practice court is an exact replica of the team's court at the Bradley Center.

Academic Center

The McGuire Academic Center offers comfort, space and the latest in computing technologies to support Marquette basketball players in achieving academic success. The facility features a completely wireless environment in which student-athletes can work at one of 20 computer stations, four individual tutoring rooms and an adjacent conference room.

Strength & Conditioning/ Sports Medicine Facilities

Marquette's state-of-the art 4,000 square-foot strength and conditioning facility, plus sports medicine suite that includes a three-pool hydrotherapy room, were designed to assist student athletes in reaching peak performance.

Video/Film Editing & Screening Rooms

Utilizing the latest in video technology, Marquette basketball coaches and players gather to analyze film in the team's screening room. The room features a 140" screen, DVD, VHS and computer software capabilities, surround sound and theatre-style seating.

Men's Basketball Offices, Player Lounge and Locker Room

The staff's offices, locker room and player lounge are all conveniently located within steps of the practice gym.

The names inscribed here represent people who, through their close association with Coach McGuire during his coaching years at Marquette, were inspired by Coach's integrity, his leadership and his ability to connect with people. Included are: All players, assistant coaches, athletic director, sports information director, student manager, student body, team chaplains and the team doctors - each played a key role in the team's basketball program between 1964 and 1977.

Don Anderson	John Bryant	Rocke A. Calvetti
Jim Bailey	Randy Buchmann	Rick Campbell
Robert J. Black	Jack Burke	Paul Carbine
John Block	Jim Burke	John Cary
Jim Boyle	David J. Burton	Jim Cherniak
Gary Breit	Craig "Stretch" Butrym	Jim Chones
Barry Brennan	Roger Burton	Ric Cobb
Gene Brunsstead	Robert A. Byrd, Jr.	Jim Cook
Patricia Brunsstead	Kevin Byrne	Mike Corran

BASKETBALL FACILITIES - AL MCGUIRE CENTER



MARQUETTE AND THE BIG EAST

Beginning in 2005-06, Marquette basketball will play in the best college basketball conference ever assembled... the BIG EAST Conference.

The Golden-Eagles move to the BIG EAST Conference will allow them to attract the interest of college basketball fans in the nation's largest media markets including New York, Chicago, Philadelphia, Boston and Washington, D.C. When the new schools are added in 2005-06, the BIG EAST markets will contain nearly 25% of all television households in the U.S.

The conference has long been considered a leader in innovative concepts in promotion and publicity, particularly regarding television. Those efforts have resulted in unparalleled visibility for BIG EAST student-athletes. The conference has long range television contracts with CBS, ESPN, Inc. and ABC.

Many of the BIG EAST Conference's best students are also some of its best athletes. More than 300 student-athletes have earned Academic All-America honors.

In producing the nation's last two national champions, BIG EAST basketball's achievements include:

- 12 Final Four appearances
- Five national championships
- Two consensus National Players of the Year
- 19 consensus First Team All-Americans
- Men's basketball participants in the last six Olympic games
- 166 NBA Draft selections






MARQUETTE

20 BIG EAST CONFERENCE 05


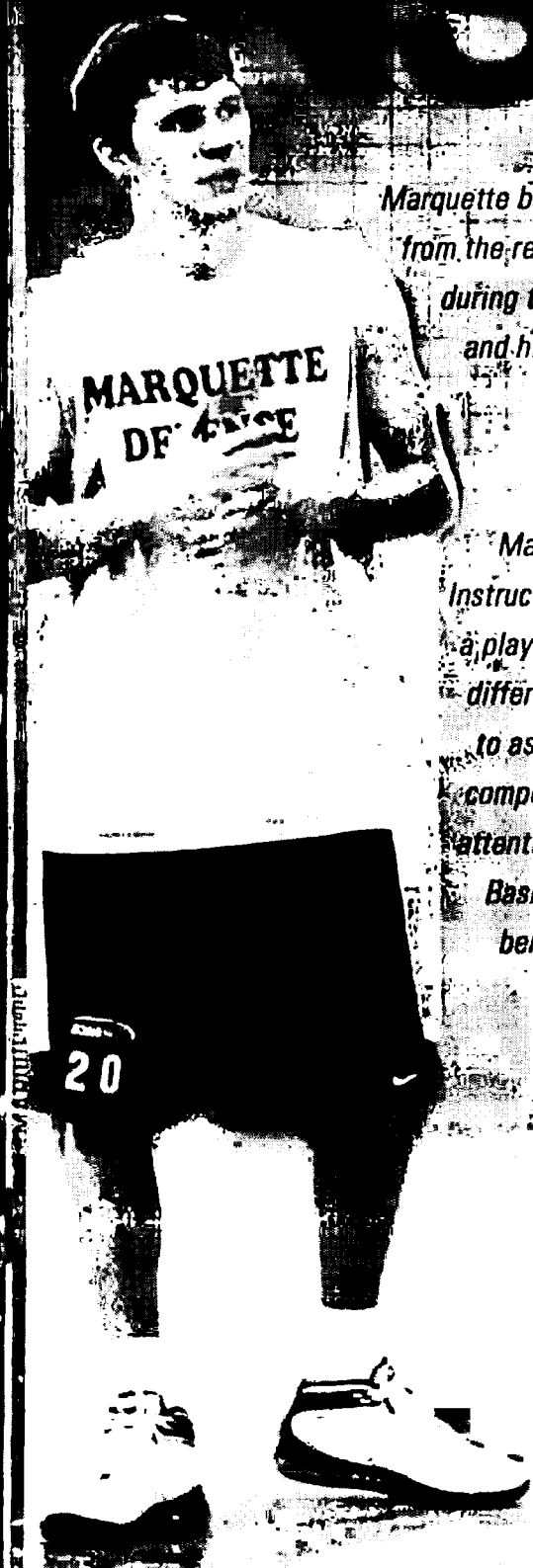
The East just got bigger.



INDIVIDUAL STRUCT

Marquette basketball student-athletes separate themselves from the rest through personal individual instruction. It's during these sessions with head coach Tom Crean and his staff that players have the opportunity to maximize their potential and achieve excellence.

Marquette Basketball's Individual Instruction Program is designed to help a player show constant improvement in different areas of his game while helping to assure that he is staying ahead of the competition. Through hard work, commitment, attention to detail, and competition, Marquette Basketball's Individual Instruction Program benefits the player as well as the team.





PLAYERS WHO HAVE WON INDIVIDUAL AWARDS DURING THE TOM CREAN ERA

Dwyane Wade

All-American, Conference USA Player of the Year,
Two-time All-Conference USA selection,
Conference USA Defensive Player of the Year

Travis Diener

Two-time All-Conference USA selection

Dameon Mason

Conference USA All-Freshman team

Steve Novak

Conference USA Sixth Man of the Year,
Conference USA All-Freshman team

Robert Jackson

All-Conference USA selection

Cordell Henry

Two-time All-Conference USA selection

Brian Wardle

Two-time All-Conference USA selection



Last season, Travis Diener became Marquette's third consecutive All-Conference USA first team selection and Dameon Mason earned All-Freshman Team recognition.

In 2003, Dwyane Wade became Marquette's first Associated Press First Team All-America selection since 1978, while also capturing Conference USA Player of the Year honors. The year prior, Wade was a Conference USA first team selection and an honorable mention AP All-American.

Along with Wade in 2003, Travis Diener and Robert Jackson were selected to Conference USA's second team, and Steve Novak was picked to the Conference's All-Freshman Team as well as being chosen the league's Sixth Man of the Year.

Other beneficiaries of MU's Individual Instruction Program include Cordell Henry, a second team all-league honoree in 2001-02 and third-team member in 2000-01, and Brian Wardle, a two-time all-conference selection who became the first Marquette player to earn Conference USA first team honors (2000-01).

Overall, Tom Crean has developed 13 All-Conference selections in his five years at Marquette.

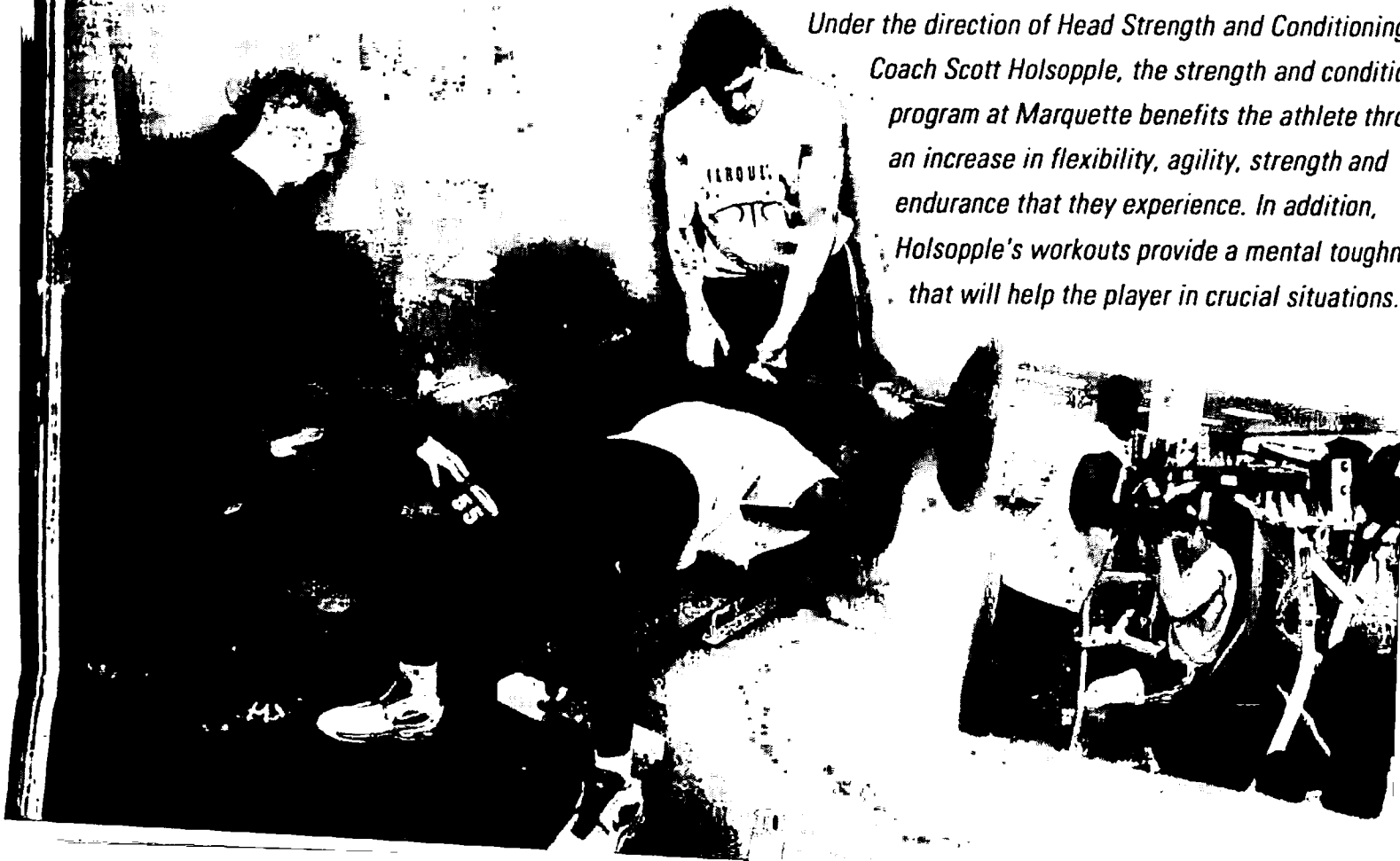
STRENGTH AND CONDITIONING

Being a successful Division I basketball player takes a commitment in a number of areas, one of which is a desire to improve one's strength and conditioning.


The goals of the Marquette Basketball Strength and Conditioning program are injury prevention, strengthening of muscles, joints, and connective tissue, and becoming a tougher basketball player. This is done through a year-round comprehensive, total body strength and conditioning program. This systematic program aggressively challenges the athlete from every angle and helps them overcome adverse situations both physically and mentally.

The Golden Eagles conduct their strength training in the Al McGuire Center weight room, a state-of-the-art, 4,000-square foot facility that features 25 pieces of Hammer Strength equipment. In addition, it contains two Vertimax jumping training stations, a specially designed speed and quickness area and over 15 pieces of cardio equipment by Life Fitness.

Under the direction of Head Strength and Conditioning Coach Scott Holsopple, the strength and conditioning program at Marquette benefits the athlete through an increase in flexibility, agility, strength and endurance that they experience. In addition, Holsopple's workouts provide a mental toughness that will help the player in crucial situations.



THE



"My strength has improved so much and the workouts have helped me improve as a power player. Scott Holsopple's intensity and commitment to see us get better plays a big role in making the program successful."

Chris Grimm -- Junior

"The workouts have made me stronger and quicker which has helped me improve in every aspect of the game. I know that after every workout is completed, I've become a better player."

Travis Diener -- Senior




ACADEMIC SUPPORT

Attending Marquette University not only provides a student-athlete an opportunity to play college basketball at a major level, but also allows him an opportunity to take advantage of a wealth of academic opportunities that are available.

Marquette University is committed to seeing that its student-athletes are afforded every opportunity to be successful off the court. Numerous resources are available to student-athletes to allow them to achieve their academic goals while preparing them for success in the post-college life. The Marquette basketball program knows that a college degree is vital to achieving success in whatever field a person chooses.

Receiving a diploma from Marquette opens many doors to a successful career once college is over. Whatever your professional aspirations are, it's important to select a school that places a high priority on academics and which allows you to take advantage of the educational opportunities available to you.



TOM CREAN'S GRADUATES

DID YOU KNOW?

- That 44 of 46 Marquette players have graduated over the past 14 years

- The Marquette Basketball program has won the C-USA Sport Academic Award (Highest GPA in the conference) three of the last six years

- Former Marquette player Bart Miller received the 1999-2000 C-USA Basketball Student-Athlete of the Year Award

- Since 1984-85, Marquette University has graduated 93% of all student athletes

"The academic support staff at Marquette is dedicated to helping us succeed. They are always willing to provide assistance and go the extra mile in making sure that we are on track with our classes."

Joe Chapman - Junior

"The academic support program at Marquette helps us focus on school and manage our time efficiently. If we are struggling with a subject, then we can ask people for help and it's a major advantage. I feel that the program and support is top of the line."

Travis Diener - Senior

ACADEMIC SUPPORT



NATIONAL MEDIA EXPOSURE

The Marquette basketball program plays before national and regional television audiences while being reported upon by some of the largest newspapers in the country.

Marquette basketball is recognized on a state, regional, and national basis by both the print and electronic media. Media exposure is an integral part of building and maintaining a program and Marquette basketball has significant appeal around the country.

Marquette has made over 40 national television appearances since 2002 and will have no fewer than 14 games broadcast in 2004-05.

2004-05 Television Schedule (As of November 1, 2004)

November	27	at Oakland	Comcast
December	18	vs. Arizona	ESPN2
December	21	vs. Nebraska	Fox Sports Midwest
January	13	at Memphis	ESPN2
January	20	at DePaul	ESPN2
January	22	vs. Charlotte	ESPN-Plus
January	26	at Louisville	ESPN
February	5	vs. Southern Miss	ESPN-Plus
February	17	vs. Louisville	ESPN
February	20	vs. DePaul	ABC
February	24	at Cincinnati	ESPN2
March	5	vs. Saint Louis	ESPN-Plus
March	9-12	C-USA Tournament	ESPN/ESPN2/ESPN-Plus





Sports basketball
previews
Making the point

Basketball
Bulgarian Basketball
Marquette's Golden Age
The Best of Mike Dalton

Street & Smith's College Basketball
College National Preview
Diener Club
Three-point bomber
Travis Diener
Makes Marquette a
CUSA contender

INSIDE
Marquette's 30
Biggest basketball
players in the
country
As a senior
Diener's College
Preview
March 5: Look for
Marquette to lead
the nation's best

Athlon Sports College Basketball
THE PREMIER SPORTS
MAGAZINE
**Can Eagles Backseat
Bogus Meeting**
Bragging Rights
The Nation's Top 5
Guards

FAMED

AT MARQUETTE



Marquette is 195-62 all-time in 16 seasons at the Bradley Center, including an unbelievable 45-4 record since 2001. The Golden Eagles have drawn over 1.1 million fans since Tom Crean's arrival in 1999 and were the only non-football school to rank among the top 15 nationally in attendance over the last two seasons.

Since 2002, Marquette's average attendance ranks 11th in Division I and the team has drawn more fans than all but two of the 15 schools they'll join in the BIG EAST Conference.

Tom Crean has re-energized Marquette basketball fans and made the Bradley Center one of college basketball's toughest places to play. In five seasons under Crean's direction, Marquette has played in front of its top seven crowds of all-time.

Marquette's Top 10 Crowds at the Bradley Center

1. Louisville	February 15, 2003	18,850
2. Cincinnati	March 1, 2003	18,790
3. DePaul	March 1, 2002	18,788
4. Louisville	February 16, 2002	18,753
5. Cincinnati	February 2, 2002	18,698
6. Wisconsin	December 14, 2002	18,677
7. DePaul	January 24, 2004	18,645
8. Cincinnati	February 25, 1993	18,563
9. Wisconsin	December 23, 1998	18,545
10. Wisconsin	January 2, 1993	18,543






OFF THE COURT

FIRST CLASS LIVING ACCOMMODATIONS

At the University of Illinois, the basketball players enjoy first class living accommodations. All players live in Humphrey Hall, which has the largest rooms of any housing facility on campus. Two players reside in each two-bedroom apartment. The following is a list of just some of the Humphrey Hall amenities:


- Almost 1,000 square feet of living space
- On-line computer access
- Kitchen with stove and refrigerator
- Central air conditioning
- Laundry facilities on each floor
- Walk-in closet in each bedroom
- Cable television
- Nine Windows
- Private bath
- Fully carpeted
- Two Large Bedrooms





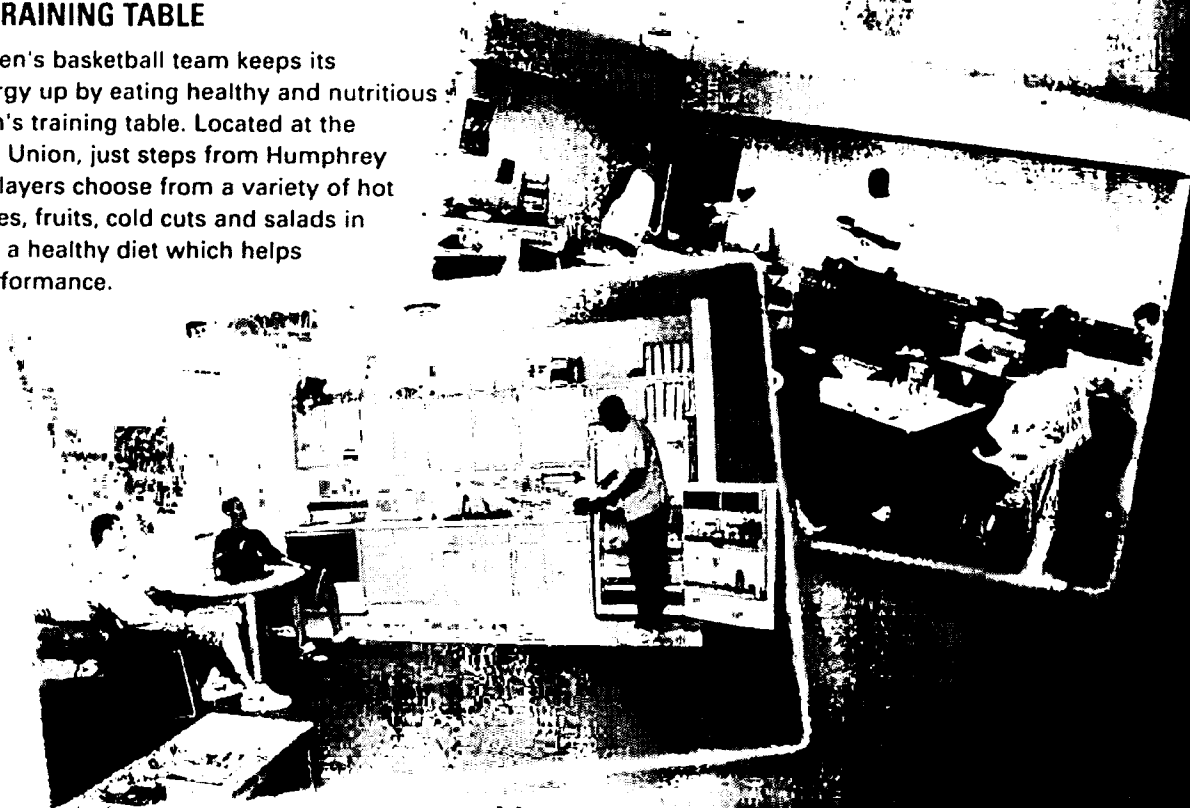
TRAVELING FIRST CLASS

To ensure that players are home to attend class the day after a road game, Marquette charts a Midwest Airlines airplane. The 60-seat carrier has all first-class seats and, more importantly, gets the team home the same night following a game and enables players to get to all their classes the next day.



BASKETBALL TRAINING TABLE

The Marquette men's basketball team keeps its strength and energy up by eating healthy and nutritious meals at the team's training table. Located at the Alumni Memorial Union, just steps from Humphrey Hall, Marquette players choose from a variety of hot entrees, vegetables, fruits, cold cuts and salads in order to maintain a healthy diet which helps enhance their performance.



MARQUETTE AND THE NBA

Marquette has had 48 players selected in the NBA Draft and 12 in the ABA Draft beginning with its first, Gene Berce in 1948.

In 2003, Dwyane Wade became the fourth Marquette basketball player to be selected in the first round when the Miami Heat made him the fifth overall selection.

MARQUETTE'S NBA & ABA PLAYERS

Glenn Adams
1938-40 Sheboygan (NL)

Ralph Amsden
1940-41 Sheboygan (NL)

Gene Berce
1948-49 Oshkosh (NL)
1949-50 Tri-Cities

Brian Brunkhorst
1968-69 Los Angeles (ABA)

George Thompson

Jim Chones
1972-73 New York (ABA)
1973-74 Carolina (ABA)
1974-79 Cleveland
1979-80 Los Angeles
1981-82 Washington

Tom Copa
1991-92 San Antonio
1992 Houston

Chris Crawford
1997-present Atlanta

William Downey
1947-48 Providence (BAA)

Bo Ellis
1977-80 Denver

Ed Erban
1941-42 Toledo (NL)
1943-46 Oshkosh (NL)
1946-47 Syracuse (NL)

Erwin Graf
1938-39; 42-43 Sheboygan (NL)

George Hesik
1938-39 Akron (NL)
1939-42 Sheboygan (NL)

Don Kojis
1963-64 Baltimore
1964-66 Detroit
1966-67 Chicago
1967-70 San Diego
1970-72 Seattle
1972-74 Kansas City; Omaha
1974-75 Kansas City

William Komenich
1941-43; 44-45 Oshkosh (NL)

Bob Lackey
1972-74 New York (ABA)

Butch Lee
1978-79 Atlanta; Cleveland
1979-80 Cleveland
1980-81 Los Angeles

Maurice Lucas
1974-76 St. Louis (ABA)
1976-80 Portland
1980-81 New Jersey
1981-82 New York
1982-85 Phoenix
1985-86 Los Angeles Clippers
1986-88 Seattle

Walt Mangham
1961-63 Pittsburgh (ABL)

James McCoy
1961-63 Pittsburgh (ABL)

Amal McCaskill
1996-97 Orlando
1998-99 Miami
2001-02 San Antonio
2003-04 Philadelphia

William McDonald
1940-44 Sheboygan (NL)
1944-45; 46-47 Chicago (NL)

Allie McGuire
1973-74 New York

Jim McIlvaine
1994-96 Washington
1996-98 Seattle
1998-2003 New Jersey

Larry McNeill
1973-76 Kansas City
1976-77 New York Nets,
Golden State
1977-78 Golden State;
Buffalo
1978-79 Detroit

Dean Meminger
1971-74 New York
1974-76 Atlanta
1976-77 New York

Ray Morstadt
1937-40 Akron (NL)

Ed Mullen
1937-40 Oshkosh (NL)

Dave Quabius
1938-41 Sheboygan (NL)
1942-43 Oshkosh (NL)

Glenn "Doc" Rivers
1983-91 Atlanta
1991-92 Los Angeles Clippers
1992-94 New York
1994-96 San Antonio

Shannon Smith
1999-2000 Indiana

Tony Smith
1990-94 Los Angeles Lakers
1994-95 Phoenix
1995-96 Phoenix, Miami
1996-97 Charlotte
1997-98 Milwaukee

Paul Sokody
1938-42 Sheboygan (NL)
1942-43 Chicago (NL)

Earl Tatum
1976-77 Los Angeles,
1977-78 Los Angeles;
Indiana
1978-79 Boston;
Detroit
1979-80 Cleveland

Joe Thomas
1970-71 Phoenix

George Thompson
1969-72 Pittsburgh (ABA)
1972-74 Memphis (ABA)
1974-75 Milwaukee

Bernard Toone
1979-80 Philadelphia

Dwyane Wade
2003-present Miami

Lloyd Walton
1976-80 Milwaukee
1980-81 Kansas City

Jerome Whitehead
1978-84 San Diego
1984-88 Golden State

Michael Wilson
1983 Washington
1985 New Jersey
Cleveland

Sam Worthen
1980-81 Chicago

Dean Meminger


Dwyane Wade

MARQUETTE ALL-TIME DRAFT PICKS

Year	Player	Team	Round	Overall Pick
1948	Gene Berce	New York	NA	NA
1956	Terry Rand	Minneapolis	NA	NA
1960	Walt Mangham	New York	10	72
1961	Don Kojis	Chicago	2	21
1963	Dave Erickson	Detroit	4	31
1967	Bob Wolf	Chicago	7	70
1968	Brian Brunkhorst	New York	6	72
	Brad Luchini	Milwaukee	11	146
1969	George Thompson	Boston	5	66
1970	Joe Thomas	Phoenix	6	95
	Jeff Sewell	San Francisco	8	121
	Ric Cobb	Phoenix	12	190
1971	Dean Meminger	New York	1	16
	Gary Brell	Milwaukee	3	51
1972	Bob Lackey	Atlanta	5	71
1973	Larry McNeill	Kansas City-Omaha	2	25
	Jim Chones	Los Angeles	2	31
	Allie McGuire	New York	3	49
1974	Maurice Lucas	Chicago	2	14
	Marcus Washington	Houston	10	166
1975	Jerry Homan	New York	8	134
1976	Earl Tatum	Los Angeles	2	21
	Lloyd Walton	Milwaukee	3	40
1977	Bo Ellis	Washington	1	17
1978	Butch Lee	Atlanta	1	10
	Jerome Whitehead	Buffalo	2	41
	Jim Boylan	Buffalo	4	68
	Ulice Payne	Detroit	9	174
	Gary Rosenberger	Milwaukee	9	182
1979	Bernard Toone	Philadelphia	2	37
	Odell Ball	Denver	6	122
1980	Sam Worthen	Chicago	2	26
	Robert Byrd	Chicago	7	142
1981	Oliver Lee	Chicago	4	84
	Artie Green	Milwaukee	10	225
1982	Michael Wilson	Cleveland	3	47
	Dean Marquardt	Detroit	6	147
	Brian Nyenhuis	Detroit	7	170
1983	Glenn "Doc" Rivers	Atlanta	2	31
	Terrell Schlundt	Dallas	7	148
1984	Marc Marotta	New York	9	201
1985	Walter Downing	LA Lakers	6	138
1987	David Boone	Denver	4	77
1990	Tony Smith	LA Lakers	2	51
1994	Jim McIlvaine	Washington	2	32
1996	Amal McCaskill	Orlando	2	49
1997	Chris Crawford	Atlanta	2	51
2003	Dwyane Wade	Miami	1	5

AMERICAN BASKETBALL ASSOCIATION (ABA) DRAFT SELECTIONS

Year	Player	Team	Round
1967	Bob Wolf	New York	5
1968	Brian Brunkhorst	Los Angeles	12
1969	George Thompson	Minnesota	2
1970	Jeff Sewell	Indiana	15
1971	Dean Meminger	Indiana	7
	Gary Brell	Denver	12
1972	Jim Chones	New York	1
	Bob Lackey	New York	3
1972*	George Thompson	Memphis	1
1973	Maurice Lucas	Carolina	1
	Allie McGuire	Virginia	2
1974	Marcus Washington	Carolina	9



DOC AND DW

Glenn "Doc" Rivers and Dwyane Wade, both former Mar

GLENN "DOC" RIVERS

An All-American at Marquette in 1982, Doc closed out his career with 1,234 points and still ranks prominently among the school's all-time leaders in points, assists and steal

Following his college days, Rivers enjoyed a 13-year career in the NBA playing for the Atlanta Hawks, Los Angeles Clippers, New York Knicks and San Antonio Spurs. During the course of his career, he averaged 10.9 points, 5.7 assists and 3.0 rebounds. Rivers was selected to play in the 1988 NBA All-Star Game and was honored by the Pro Basketball Writers with the 1990 J. Walter Kennedy Citizenship Award.

Following his retirement in 1996, Rivers joined TNT as a basketball analyst and served in that capacity until June 1999, when he was named the head coach of the Orlando Magic. In four-plus seasons at the helm of the Magic, he directed the club to three playoff appearances and in 2000 was awarded the Red Auerbach Trophy as the NBA's Coach of the Year.

This past season Rivers re-entered the announcing booth by teaming with Al Michaels on ABC Sports' number one broadcast team for the NBA. Rivers returned to the sideline this summer when the NBA's most storied franchise, the Boston Celtics, named him their head coach

"I came to Marquette University wanting to be a basketball player, and I got that and a lot more. The years I spent MU were some of my best years...in basketball, the classroom, on campus, ...everywhere. You cannot be the Marquette experience

—Doc Rivers

WYANE

Basketball standouts, are two of the NBA's most respected figures.

DWYANE WADE

One of the most decorated players in Marquette Basketball history, Dwyane Wade had a profound and successful impact during his three-year affiliation with the Golden Eagles' program. Wade helped lead Marquette to 53 victories, two NCAA appearances, the 2003 Final Four and the sixth best winning percentage in Division I in his two seasons of play.

Wade's unbelievable final season of play in 2002-03 resulted in a myriad of national recognition. He was named a first team Associated Press All-American, the school's first such selection since 1978, one of five finalists for the Wooden Award, and also garnered Conference USA's Player of the Year and Defensive Player of the Year awards.

Wade holds the school seasonal scoring record with 710 points and finished his career ranked among Marquette's all-time leaders in points, blocks and steals.

Selected with the fifth pick in the first round of the 2003 NBA Draft by the Miami Heat, Wade led the Heat to the second round of the 2004 NBA Playoffs. One of the NBA's brightest young stars, Wade's first year in the NBA was culminated by a selection to the 2004 United States Olympic Team.



AFTER MARQUETTE

Former Marquette basketball players have gone on to successful careers in medicine, insurance, banking, sales, and government, just to name a few, as a result of their Marquette education.


Some of those include:



Craig Butrym
Vice President Network Services Group Genady



Ric Cobb
Executive
City Street



Willie Hines, Jr.
City of Milwaukee
Common Council Alderman



Bronson Haase
President/CEO, Wisconsin Gas



Bob Chmielewski
Special Agent
Northwestern
Mutual Life



Dr. Jim Langenkamp
Orthopedic Surgeon



Gerry Hopfensperger
Retired School Principal




Marc Marotta
*Secretary of Administration,
State of Wisconsin*




Allie McGuire

Finance



Maurice Lucas
*Executive Vice President,
National Gypsum Screen*



Ulice Rayne

*Chairman, Bradley Center
President and CEO, Madison, Wisconsin*



Bart Miller

*Structural Engineer
Walter P. Moore & Associates*

Joe Thomas
*Assistant Legal Counsel,
Wisconsin Department of Commerce*



Jim Smith

*Athletic Director,
St. John's University (Minnesota)*

George Thompson

*Vice President Corporate
Communications
Briggs & Stratton*



QUALITY EDUCATION

Marquette is preparing students for their first job or putting graduate and professional students on the road to professional success and achievement. Marquette's academic programs have what it takes. They're supported by faculty scholars at the tops of their fields and respected for funded research in areas ranging from the humanities to the sciences.

Consider these Marquette measures of academic excellence:

- U.S. News & World Report ranked Marquette No. 91 among national universities granting doctoral degrees for 2004.
- Graduate school rankings from U.S. News & World Report have given Marquette top scores. The Law School ranked in the top 100 for 2004 and 2005 and the dispute resolution program was 13th (2005); the College of Nursing's graduate programs scored 53rd (placing the college in the top 20 percent of programs around the country) and nursing-midwifery was 13th (2004); the part-time master's in business administration was ranked 11th (2004); the physical therapy program was ranked 18th (2005); the biomedical engineering program was 31st (2005); the physician assistant program was ranked 33rd (2004); the School of Education was ranked 68th (2005); speech-language pathology was ranked 72nd; and, clinical psychology (doctorate) was ranked 113th (2005).
- Marquette was ranked in the top 100 of Entrepreneur magazine's list of the top entrepreneurial university and college programs in the nation for 2003 and 2004.

- The Princeton Review named Marquette one of the best universities in the Midwest and among the top 20 schools "where students never stop studying."
- The American Psychological Association of Graduate Students named Marquette's Department of Counseling and Educational Psychology the department of the year in 2002 for its outstanding commitment to graduate students and faculty/student relations.
- The College of Nursing offers one of only five Ph.D. programs with a teacher/scholar focus.
- Our medical school-acceptance rate surpasses the national average.
- Alumni serve in senior leadership positions at major U.S. companies including Kimberly-Clark Corp., CDW Computer, Manpower Inc., the American Cancer Society, Fox Sports Network, the San Francisco Giants, Teen People magazine, Ebony magazine and the e-magazine Salon.com (that's just a few).
- Multiple alumni have won the venerated Pulitzer Prize for journalism.

Visit www.marquette.edu to find out more about the college or school that interests you and learn about its academic strengths — and how our faculty will help you reach the professional stature you prize.



ON

A message from **Robert Blust**

Dean of Admissions



Marquette University is...

Catholic and Jesuit

Where much is expected of those who are given much. Where you will be asked questions without easy answers. Where men and women share their talents and compassion through service to others. Where God is part of the conversation. Where you will learn to appreciate life's rich gifts.

Diverse

Where you will live and learn with 11,000 students from all over the world. Where you will meet students who look, think and act very much like you, and more who don't. Where common ground is established by understanding and embracing differences.

A University

Where a rigorous core curriculum will make you a sharper thinker, writer and speaker. Where you'll have instant and constant access to world-class faculty. Where passions for great teaching and great research intersect in great professors. Where six colleges and dozens of majors offer infinite possibilities.

In the city

Where your classroom goes beyond your campus. Where countless internships and opportunities for fun are within minutes of campus. Where what you learn will be connected with what you can do with it.

Transformational

Where you will learn to be a leader in your profession and a leader in your community. Where competence is nothing without compassion. Where you will realize you can make the world a better place. Where your moral compass will become a trusted instrument. Where you'll become the person you always wanted to be.



Location: Milwaukee, Wisconsin

Affiliation: Catholic, Jesuit

Founded: 1881

Named for: Father Jacques Marquette, S.J.

President: Rev. Robert A. Wild, S.J.

Campus: approximately 80 acres 13-acre outdoor athletic complex

Students: 7,600 undergraduates 11,000 total students (including dental, graduate and law schools) All states and more than 80 countries represented in student population

Student-to-faculty ratio: 15 to 1

Academic units:

College of Arts and Sciences
College of Business Administration
College of Communication
College of Engineering
College of Health Sciences
College of Nursing
College of Professional Studies
Graduate School
School of Dentistry
School of Education
School of Law

Student Organizations: More than 160 student organizations

Community Service: The university community performs more than 100,000 hours each year.

Haggerty Museum of Art: The museum features more than 8,000 works from Old Masters to contemporary.

WELCOME TO

MILWAUKEE

Welcome to Southeastern Wisconsin, the home of beautiful scenery and friendly people. Milwaukee has been nicknamed "A Great Place on a Great Lake," a name that really applies to the entire region, from Ozaukee County south to the Illinois state line and from Lake Michigan west to the glacial hills of Waukesha and Washington counties.

Nestled on the western shores of Lake Michigan, this region is the hidden jewel of the Upper Midwest. It blends small town ambiance and big city excitement into a way of living that quickly captures the hearts of newcomers, many of whom never want to move away. Southeastern Wisconsin offers a wealth of business and social opportunities. Its diversified economy is built on a firm foundation of industrial, high-tech and service jobs. The area's rich ethnic heritage has spawned a variety of colorful events and award-winning restaurants. But this is no news to people who live here. Southeastern Wisconsin has been a great home town since Native Americans arrived hundreds of years ago.



For festivals and fun, Milwaukee can't be beat. From May through September the city vibrates with a dizzying array of activities, including parades, music festivals, ethnic celebrations and church socials, bicycle races, sailing regattas, block parties and art fairs.

Besides Marquette basketball, Milwaukee offers sports fans professional basketball, baseball, football, soccer and hockey.

There are more than 15,000 acres of parkland in Milwaukee County alone, or about one acre for every 60 residents. This includes several miles of public lakefront along the eastern edge of the downtown.

And for those who are itching to drive, there are many nearby attractions, both man-made and natural. Chicago and Madison are less than 90 minutes away, while Wisconsin's North Woods, Michigan's Upper Peninsula and beautiful Door County can be reached in just a few hours.

The city of Milwaukee is located on the western shore of Lake Michigan, about 90 miles north of Chicago. With a population of 612,740, it is the largest city in Wisconsin and the 17th-largest city in the nation.

EE



A FAMILY AFFAIR

Led by head coach Tom Crean, the Marquette basketball family is a large, close-knit, selfless, team-oriented group that is committed to creating the best possible environment for the student-athlete. From the Crean Family, to members of the athletic department staff, each will play a role in shaping the student-athletes' experience at Marquette University.



Crean Family



Strohm Family



Ellis Family




Trey Schwab



Molly Cary



Wardle Family



Kellahe Family



Maccoux Family



Advancement Group
(Carm, Zach, Katie, Sara)



MARQUETTE

Every 7 counts.



Cords Family



Broeker Family



Harbaugh Family



Langenkamp Family



Grossman Family

Media Relations Group
(Mike, Blam, John)



Robert Family



Daniels and Meredith

Marketing Group
(Craig, Julie, Christopher)



Peters Family



Scott Family



Ford Family



MARQUETTE FAMILY

WHY MARQUETTE

Steve Novak - Junior

"I chose Marquette because there was no program I was interested in that was going to work as hard or win a national championship as quickly."

Travis Diener - Senior


"Marquette has a great basketball tradition and to be a part of that is something that both myself and my teammates value a great deal. It's close to my home and I like the fact that my family has been able to see me play."

Terry Sanders - Class of 2004

"Looking back, I can honestly say that going to Marquette was the best thing that could have happened to me as a player, student and person. I have been part of an outstanding basketball program and have attended a great academic institution."

Dameon Mason - Sophomore

"I chose Marquette because I wanted to be part of a special program with hard working coaches and athletes. The school has great spirit and a lot of special people who work there."




2004-05

OUTLOOK



MARQUETTE
B A S K E T B A L L



2004-05 OUTLOOK

IT'S GOING TO BE HARD TO SAY GOODBYE.

Sure, it will be sad to leave Conference USA for the Big East, since Marquette is the only C-USA school to go to the Final Four as a member. But that will be easy compared to letting go of this year's seniors: Travis Diener, Todd Townsend and Marcus Jackson.

"When you look at two guys in Travis and Todd that have 72 wins in their first three years - that's the most around here since 1978 - that's incredible," said Coach Tom Crean. "They provide a lot of stability and they've been through a lot. They've gone to the Final Four and they've seen it all. We need them to be great teachers and leaders."

Crean can't believe this is the last year he gets to coach his star point guard.

"There's days when it seems like he just got here," Crean said. "But then there's days when it seems there should be a statue out there for him. He's been such a part of things around here. When he came here, we won 11 more games his freshman year than the year before. Certainly Mr. Wade had something to do with that, but so did Mr. Diener. To me that's a huge, huge stat and one that we're excited about. Now we want his senior year to be the best."

"It's gone by so quick," agreed Diener. "I know I've got just one year left to try to make an even more special mark on this program. I want to go out with a bang and I think it's going to be a great year for us. To make it to the Final Four was unbelievable. I could never have imagined that. But now we've been there and we're kind of getting greedy and we want to go back. I want the fans to remember this team for a long, long time."

Despite being just 6-1 and 175 pounds, Diener led MU in scoring, assists, 3-pointers, 3-point percentage, steals, free

throws made and minutes last season. He suffered a severe ankle injury in the final game, which served as motivation all summer. Since it's completely healed, he knows he will be the point of every opponent's scouting report - something that doesn't faze him in the least.

"I don't let other people or other teams put pressure on me," said Diener. "I just do whatever Coach Crean and the team needs me to do to win. We've got enough good players on this team that I don't have to score the amount of points I did last year for us to win. I don't mind just running the team, passing the ball."

Diener is such a fierce competitor that he never wants to come out of a game, but he knows the team will be in good hands.

"I don't have to play 40 minutes a game," he said. "I can play one minute and we win, that's all that matters."

Diener is honored to be mentioned as a press candidate for All-America and the John Wooden and Bob Cousy awards, but not for selfish reasons.

"It means a lot to me because I think it's a reflection of our team's success, my coaching staff and my teammates," he said. "They believe in me and helped me improve so much since I've been here. I could never have imagined that my name would be there with the best in the country."

While Diener is a local product from Fond du Lac, the other two seniors hail from Illinois.

Junior-college transfer Marcus Jackson is from Peoria. The aggressive defender will provide inside defense. He tutors the team's three big newcomers, and he played so well by last year's graduating class: Merritt and Terry Sanders.

Todd Townsend will forever be remembered for shooting three 3-pointers to beat Wisconsin and then four more against his hometown team DePaul, on the way to the Final Four two years ago.

"It seems it was just the other day I came here as a freshman learning from people like Jon Harris, Oluoma Nnamdi, Cordell Henry and David Diggs," he said. "My confidence is up and I think I'll be on the floor a lot this year, which is good because I'll be playing with the smartest point guard in America."

Steve Novak and Joe Chapman will have new additions this season, along with Chris Grimm, who will be a dominant force in the frontcourt.

Novak will move to the power forward spot, primarily being known as the best tall long-range shooter in the nation, which was showcased by a career-high 30 points (on 8 3's) at Louisville last season on ESPN.

"I've been working on a lot of ball-handling things and defense," Novak said. "My goal ever since I've come to college is to become a complete player and every year I've been able to add dimensions to my game. I have to be a leader because the younger guys look up to me. There's no question Travis is our leader, but no game will be won or lost by one guy."

Chapman is excited about his move from off-guard to power forward.

"I'm playing the '3' this year, which is where I played in high school, so I know all about it," he said. "I think the team will make the team a lot better."

Novak is a fan favorite with his all-out hustle and defensive style. He scored a career-high 8 points in last year's NIT first-round victory over Toledo. The way last year ended for him carried over to the off-season.

"When we rated our defenders this spring and this fall Chris Grimm was at or near the top," said Crean. "That's a big plus. When you have a player that's 6-10 — he doesn't have extremely long arms, but he has extremely good feet with a great intensity and tenacity about him, don't be surprised when you see him guarding perimeter people on the floor. We're anticipating Chris to be a lot better and continue to improve throughout the season."

Transfers Mike Kinsella and Dan Fitzgerald join Dameon Mason in the sophomore class.

After Novak's heroics at Louisville last season, then-

freshman Mason grew up before the eyes of a national TV audience against the Cardinals on Senior Day at the Bradley Center on a play he dreamed about as a child.

He hit a jumper with eight-tenths of a second on the clock to tie the game, despite getting clobbered by a defender. After being iced by a Louisville timeout, he calmly sank the game-winning free throw before the student section swarmed the court.

"I wanted to make a big play like you think about when you're younger," Mason said after the game. "You think, man, zero seconds left, going to the free throw line, you know, big shot. You think about it all the time." Mason will switch with Chapman this season, moving to the off-guard spot.

Kinsella is a 7-footer from Minneapolis Tech who will be eligible to play this season. Fitzgerald is also from Minnesota, but will have to sit out this season after leaving Tulane.

The other newcomers are freshmen Ryan Amoroso, another Minnesota product, and Ousmane Barro, who is from Senegal and was a foreign-exchange student in Chicago last year.

"The new guys are like European players," Chapman said. "They can bang down low, but then they can step outside and shoot."

"There are no issues this year," Crean said about the new players. "They understand their place in the chain of command. They're rookies, but they have a chance to be very, very productive players here for a long period of time."

Before taking one last journey through Conference USA, MU's great fans will be treated to some outstanding match-ups on Al McGuire Court.

"I love having such an unbelievable home schedule my senior year," Diener said. "There are some great teams in the BCA Classic (which includes 12 games over three days), and then to play Wisconsin, Arizona and Nebraska back-to-back-to-back is going to be tough, challenging and fun."

"We want to give ourselves a great challenge and I hope we have sellouts inside of that," Crean said. "We want to schedule games that get people excited and prepare us for our league this year as we look forward to our new league next year."

2004-05 ROSTER

The players are poised to build on the squad that won 19 games and advanced to the third round of the NIT a year ago.

"The most important thing you can do is create your own expectations as a team," Crean said. "Some teams win 20 or

21 games and they want to canonize them and bring the team back every year for a reunion. You get 19 wins and people are disappointed. I can live with that. The expectations of the program are high and we want them to be high. I thought last year there were times when we actually overachieved. We'll be the better for it."

2004-05 MARQUETTE NUMERICAL ROSTER

1	Todd Townsend	F	6-7	223	Sr.	Chicago, Ill./New Hampton (NH) Prep
5	Dan Fitzgerald*	F	6-9	205	So.	St. Paul, Minn./Tulane/St. Thomas
10	John Willkom*	G	6-0	160	So.	Marshfield, Wis./Minn.-Crookston/Marshfield
12	Rob Hanley	G	6-3	180	Fr.	Waukesha, Wis./Catholic Memorial
20	Steve Novak	F	6-10	220	Jr.	Brown Deer, Wis./Brown Deer
21	Brandon Bell	G	5-11	180	So.	Flint, Mich./Southwestern Academy
23	Chris Teff*	G	6-4	190	So.	Middleton, Wis./Minn.-Crookston/Middleton
30	Dameon Mason	G/F	6-5	190	So.	Kansas City, Missouri/West Aurora (Ill.)
32	Joe Chapman	G/F	6-4	210	Jr.	Chicago Heights, Ill./Bloom Trail
33	Chris Grimm	F/C	6-10	245	Jr.	Brighton, Mich./Brighton
34	Travis Diener	G	6-1	175	Sr.	Fond du Lac, Wis./Goodrich
35	Marcus Jackson	F	6-8	243	Sr.	Peoria, Ill./South Plains JC/Richwoods
40	Mike Kinsella	C	7-0	245	So.	Rochester, Minn./Minneapolis Tech/John Marshall
41	Ousmane Barro	F	6-10	235	Fr.	Dakar, Senegal/Chicago Julian
43	Ryan Amoroso	F	6-8	242	Fr.	Burnsville, Minn./Burnsville
45	Niv Berkowitz	G	6-3	182	Fr.	Ramat Hasharon, Israel/Maccabi Tel Aviv

* Will be eligible to play in 2005-06

STAFF


HEAD COACH: Tom Crean (C. Michigan, 1989)
ASSISTANT COACHES: Jeff Strohm (Eastern Illinois, 1988);
 Bo Ellis (Marquette, 1977); Jason Rabedaux (Cal-Davis, 1988)
Director of Operations: Brian Wardle (Marquette, 2001)
Special Assistant: Trey Schwab (Tulsa, 1988)

PRONUNCIATION GUIDE


Mike Amoroso - amo-roso
 Ousmane Barro - ooze-man bear-ro
 Niv Berkowitz - Neve
 Travis Diener - dee-ner
 Mike Kinsella - ken-cell-a
 Jason Rabadeaux - rab-a-do
 Jeff Strohm - strome

2004-05

PLAYERS



MARQUETTE
B A S K E T B A L L



34

2003-04 Season High

Points:	31 vs. TCU (3/10/04) 31 vs. DePaul (2/7/04)
Rebounds:	7 vs. Toledo (3/15/04) 7 vs. Tulane (2/21/04)
FG:	11, three times
FGA:	20 vs. DePaul (2/7/04)
3-pt FG:	7 vs. TCU (3/10/04) 7 vs. DePaul (2/7/04)
3-pt FGA:	11, twice
FT:	10 vs. East Carolina (3/3/04)
FTA:	11 vs. East Carolina (3/3/04)
Assists:	12 vs. Toledo (3/15/04) 12 vs. DePaul (1/24/04)
Steals:	6 vs. St. John's (11/13/03)
Blocks:	--
Minutes:	40, twice

Career Highs

Points:	31 vs. TCU (3/10/04) 31 vs. DePaul (2/7/04)
Rebounds:	10 vs. Charlotte (1/18/03)
FG:	11, twice
FGA:	20 vs. DePaul (2/7/04)
3-pt FG:	7 vs. TCU (3/10/04) 7 vs. DePaul (2/7/04)
3-pt FGA:	11, twice
FT:	10 vs. East Carolina (3/3/04)
FTA:	11 vs. East Carolina (3/3/04)
Assists:	12, three times
Steals:	6 vs. St. John's (11/13/03)
Blocks:	2 vs. Cincinnati (2/1/03)
Minutes:	43 vs. Dayton (1/4/03)

Career Totals

Year	GP	GS	Min	Avg	FG	FGA	Pct	3FG	3FGA	Pct	FT	FTA	Pct	Off	Def	Tot	Avg	PF	FO	Asst	TO	Blk	Stl	Pts	Avg
2001-02	33	3	781	23.7	77	179	.430	57	129	.442	51	67	.761	15	66	81	2.5	63	1	86	27	2	39	262	7.9
2002-03	33	33	1146	34.7	124	313	.396	69	190	.363	74	91	.813	13	92	105	3.2	66	1	184	71	5	47	391	11.8
2003-04	31	31	1060	34.2	179	424	.422	90	200	.450	136	154	.883	21	76	97	3.1	76	1	187	74	0	41	584	18.8
TOTAL	97	67	2987	30.8	380	916	.415	216	519	.416	261	312	.837	49	234	283	2.9	205	3	457	172	7	127	1237	12.8

TRAVIS DIENER

Senior • Marquette • Milwaukee, WI • Goodrich HS

Career Notes: 2004-05 Preseason All-American, John R. Wooden, Naismith and Bob Cousy Award candidate. Ranks second in free-throw percentage, third in three-point field goals made, fourth in three-point field goal percentage, fifth in assists, 11th in steals and 22nd in scoring all-time at MU. One of seven players in school history to record over 1,000 points and 400 assists. Has scored in double-digits 63 times and recorded double-digit assists six times. Six career double-doubles. Has 28 career zero-turnover games and a career assist-to-turnover ratio of 2.5 to 1. Has played in all 97 games, starting 67, through three seasons. Marquette is 72-25 (.743) during his three seasons.

2003-04 Notes: NABC District XI, USBWA District V and Conference USA First Team selection. Finalist for the Bob Cousy Collegiate Point Guard of the Year Award (presented by the Naismith Basketball Hall of Fame). Named to preseason, midseason and final ballot for the John R. Wooden National Player of the Year Award (presented by the Los Angeles Athletic Club). Conference USA Player of the Week (Week ending Nov. 23). First player in the history of Conference USA to lead the league in scoring average (18.8) and assists per game (6.0), one of only two players in Division I to lead his respective conference in those categories. One of only two players in Division I to average at least 18.0 points and 6.0 assists. Ranked second in free-throw percentage (88.3), three-point field goal percentage (45.0), three-point field goals made (2.9) and assist-to-turnover ratio (2.53) in C-USA. The only player in the conference to rank first or second in six individual statistical categories. Led the team in scoring, assists, three-point field goals, three-point field goal percentage, steals, free-throws made, free-throw percentage and minutes. Marquette's leading scorer in 21 of 31 games, including nine of the final 10. Set a new single season MU record for three-point field goals (90) and free-throw percentage (88.3). His 187 assists represented the seventh best single-season effort all-time and the third most by a junior at MU. 90 assists during conference play were the second-most all-time by a Marquette player in C-USA. Scored his 1,000th career point on February 7 vs. DePaul. Scored in double figures in every game but one - Jan. 20 @ Charlotte - where he left the game after suffering whiplash as the result of a collision with 13 minutes remaining in the second half. Scored 20 or more points 11 times. Scored 30 or more point three times, including a career-high 31 points twice. Recorded six or more assists 17 times. Pepsi Blue & Gold Classic MVP. Opened the season against St. John's by scoring 18 points and recording a career-high six steals. Had 26 points and nine assists in the Blue & Gold Championship game vs. Valparaiso. Scored 21 points, including five three-pointers, and had 10 assists vs. Arizona (Dec. 13). Had 22 points, five assists and five threes in C-USA opener at Houston (Jan. 7). Scored 18 points, including game-winner with 2.1 seconds remaining, in C-USA home-opener vs. St. Louis (Jan. 10). Returned three days later from a severe case of whiplash to score 15 points and dish out a career-high 12 assists in victory over DePaul (Jan. 24). Notched career-high 31 points and seven threes vs. DePaul (Feb. 7). Had 26 points and six rebounds vs. Saint Louis (Feb. 18) and followed that up with 28 points, seven rebounds and seven assists vs. Tulane (Feb. 21). Notched 30 points and seven assists vs. East Carolina (Mar. 3). Tied his career-highs with 31 points and seven threes against TCU in the First Round of the C-USA Tournament (Mar. 10). Had 21 points, seven rebounds and a career-high tying 12 assists in MU's NIT First Round victory over Toledo. Averaged 17.7 points and 7.3 assists in MU's three NIT games. Named C-USA 2003-04 Preseason Player of the Year by The Sporting News. Was chosen as a preseason Conference USA First-Team honoree by The Sporting News, Lindy's and Athlon Sports.

2002-03 Notes: Named Conference USA Second Team. No. 1 on the squad and No. 3 among C-USA players in assists (5.58 apg). His final total of 184 assists were seventh overall on the school's seasonal chart and third-highest ever among MU sophomores. Led the team with 69 three-point field goals, tying for fourth on MU's seasonal listings and was No. 9 in the league in threes per game (2.09 tpg). No. 8 among C-USA players in free throw percentage (.813, 74-of-91) and No. 4 in assist/turnover ratio (1.259). Ended the year tied for No. 3 in the conference in assists for league outings (5.50 apg). Stood No. 3 on the team in scoring (11.8 ppg). Totaled 21 contests of double-figure scoring including three performances of 20 or more points. Big effort in NCAA first and second rounds averaging 27.5 points and shooting 65.4 percent (17-of-26) from the floor. Sank a career-high nine-of-14 field goal attempts, including a career-high tying five three-point field goals en route to a career-high 29 points vs. Holy Cross (Mar. 20). Followed that performance by sinking eight-of-12 from the field, (5-of-8 from three-point range) in finishing with 26 points vs. Missouri (Mar. 2). Led the team with eight assists and had no turnovers in 36 minutes vs. Pittsburgh (Mar. 27) in the NCAA Midwest Regional semifinals. Recorded a team-high 19 points and knocked down a career-high tying five three-point field goals vs. UAB (Mar. 13). 14 points (four threes) and contributed 10 assists, tying his second highest career total, vs. UAB (Mar. 1). 16 points, tied for the team lead with eight boards and doled out four assists in 37 minutes vs. Louisville (Feb. 27). Sank four-of-six from the floor and finished with 12 points along with a team-high seven assists vs. Charlotte (Feb. 20). 13 points and a team-best eight assists vs. Louisville (Feb. 15). Outstanding game vs. Saint Louis (Feb. 5) that saw him post a then career-high 21 points, sinking eight-of-13 from the floor. Led or shared for the team lead in assists in 15 of the last 22 games and a total of 21 times during the year. Team-best five assists and pulled down a career-high 10 rebounds at Charlotte (Jan. 18). Recorded 16 points at Tulane (Jan. 14) and knocked down a career-high eight-of-eight free throws. Tied a Marquette record for


a C-USA game with a career-high 12 assists vs. South Florida (Jan. 11). Played a career-long 43 minutes and recorded 10 points, along with seven assists vs. Dayton (Jan. 4). Picked up 12 points and doled out nine assists against Grambling (Dec. 28). Team-high six assists and came up with a team-best three steals vs. Wisconsin (Dec. 14). Turned in a 10-point, then career-high 10 assists outing vs. Appalachian State (Dec. 7). Finished No. 2 on the team in steals with 47 and his 1.42 per-game mark in that category tied him for 10th among C-USA players. Came through with 13 games of two or more thefts. Notched 18 points vs. Notre Dame (Dec. 2) in a 39-minute stint. Season-best four steals vs. Eastern Illinois (Nov. 26). Along with teammate Terry Sanders, he toured with the People-to-People All-Star Team in the summer of 2002.

2001-02 Notes: Played in all 33 games, three as a starter. Ended the year No. 4 on the team in scoring average (7.9 ppg) and No. 3 in assists with 86 (2.6 apg). Earned a spot on the 2001-02 Conference USA All-Freshman Team. Hit five three pointers and totaled a then career-high 15 points, his 12th double-digit performance of the year, vs. Cincinnati (Mar. 9) in C-USA Tournament championship game. 11 points and five rebounds vs. Louisville (Mar. 8) in C-USA Tournament. 57 three-point field goals set a Marquette seasonal record for a freshman and paced the team. 262 total points ranked him ninth on the school's seasonal list for frosh. 86 assists placed him fifth on MU's seasonal list for freshmen. Had three-point field goals in a total of 31 games and 19 games of two or more threes. No. 1 among C-USA players in three-point field goal percentage (.442) in overall action and finished No. 7 in conference play (.410). Came up with a season-high five steals, tying him for the team lead in that category, at Tulane (Jan. 29). 19-game streak of recording a three-point field goal came to an end vs. SLU (Jan. 26). Eight points, five boards and four assists in 25 minutes vs. UAB (Jan. 15). 39 steals placed him fourth on MU's freshman seasonal ladder. Finished with 13 points vs. Louisville (Jan. 9) and also came up with a season-best seven boards in that contest. Recorded a season-high tying seven assists (team high) vs. Wake Forest in 22 minutes of action. Either led or shared for the team's lead in assists on seven occasions. Dished out a team-best six assists vs. Arkansas-Pine Bluff (Dec. 19) in his first career start. Big outing vs. Gonzaga (Nov. 24) in the championship of the Great Alaska Shootout with 14 points and seven assists and six rebounds. Hit four threes against Gonzaga. Six assists vs. Sam Houston State (Dec. 1).

High School: Named a Parade Magazine Fourth Team All-American following the 2000-01 season, the lone player from the state of Wisconsin to earn that honor. Averaged 21.2 points and 7.5 assists his senior season in helping his team to a 22-2 record that included a share of the Fox Valley Association championship. Unanimous first-team selection to the Wisconsin All-State Team as chosen by both the Associated Press and Milwaukee Journal Sentinel. Two-time conference Player of the Year. Was his conference's leading scorer for three straight campaigns. Selected to participate in the 2001 Wisconsin Basketball Coaches Division I All-Star Game. Ranked as the No. 37 senior in the country by BlueChipHoops.com. Recruiting analyst Bob Gibbons had him ranked as the No. 48 player in the nation. As a junior, he was a second-team all-state selection after averaging 19.0 points and 5.0 assists per game. During his last three years, he helped his prep team to a 70-9 overall record. Three-time letterwinner in baseball who led the FVA in wins, complete games, innings pitched and strikeouts. Also hurled a perfect game his senior year. All-Fox Valley Association First-Team selection in baseball. Selected Marquette over Wisconsin, Utah and Saint Louis.

Personal:

Born March 1, 1982. Son of Robert and Vicki Diener. Was coached in high school by his uncle, Dick Diener. Was an honor roll student in high school. Helped his Playground Warrior AAU team to three national tournament titles and was MVP of those tournaments. Sister, Brittney, is a sophomore guard at Lewis University (Illinois). Sister, Rachel, is a freshman guard at Saint Louis. Cousin, Drake, is a senior forward at DePaul. Major is Communication Studies.



35

2003-04 Season High

Points:	7 vs. Valparaiso (11/22/03)
Rebounds:	7 vs. Canisius (12/15/03)
FG:	3, two times
GA:	5 vs. Florida A&M (12/22/03)
3-pt FG	—
3-pt FGA	—
FT:	2, three times
FTA:	4 vs. Savannah St. (11/21/03)
Assists:	2 vs. TCU (3/10/04)
Steals	3 vs. Savannah St. (11/21/03)
Blocks:	1, twelve times
Minutes:	22 vs. Memphis (2/14/04)

Career Totals

Year	GP	GS	Min	Avg	FG	FGA	Pct	3FG	3FGA	Pct	FT	FTA	Pct	Off	Def	Tot	Avg	PF	FO	Ast	TO	Blk	Stl	Pts	Avg
2003-04	31	2	423	13.6	21	45	.467	0	0	.000	11	24	.458	33	44	77	2.5	52	2	4	13	14	9	53	1.7
TOTAL	31	2	423	13.6	21	45	.467	0	0	.000	11	24	.458	33	44	77	2.5	52	2	4	13	14	9	53	1.7

MARCUS JACKSON

Senior • 6-8 • 243 • Forward • Peoria, IL • South Plains JC • Richwoods HS


Career Notes: Did not play during the team's Fall 2003 trip to Costa Rica due to a left ankle injury... Aggressive defender who recorded three steals in the first four minutes of his home debut against Savannah State (Nov. 21).

2003-04 Notes: Appeared in all 31 games and made two starts... Played 10 or more minutes 24 times... Made one start and averaged 17.5 minutes and 3.25 rebounds over MU's final four games... Averaged 4.0 rebounds and 2.5 points in his two starts... Recorded three or more rebounds on 14 occasions... Third on the team with 14 blocks... Fifth in offensive rebounds with 33... Shot 46.7 percent from the field... Recorded a season-high three steals against Savannah State (Nov. 21)... Had seven points and two rebounds in the Pepsi Blue & Gold Championship game vs. Valparaiso (Nov. 22)... Had four points and five rebounds at Arizona (Dec. 13)... Recorded six points and seven rebounds against Canisius (Dec. 15)... Had five rebounds and two steals vs. Southern Miss (Jan. 16)... Contributed three points and six rebounds in MU's NIT first round victory over Toledo... Averaged 3.3 rebounds and 17.3 minutes in Marquette's three post season NIT games... Recipient of the team's year-end Floor Burn Award, given annually to the player who gives up his body for the good of the team.

At South Plains JC: Played two seasons at South Plains Junior College... Named a JUCO All-American in 2002-03... Started 34 of his team's 35 games in '02-03 and helped the squad to a 31-4 record that included a No. 6 national ranking among the nation's junior colleges... Helped his team to a berth in the NJCAA National Tournament... Averaged 7.8 points, 9.2 rebounds and 1.2 blocked shots per game... Recorded a team-best 55 blocked shots... Shot 62.1 percent from the floor and was named Region V MVP and tabbed as conference MVP... Played for Steve Green while at South Plains... Originally signed with Georgia but was released from his letter of intent from the school.

High School: Attended Richwoods High School in Peoria, Ill., and was named to the Illinois Basketball Coaches Association All-State Team in 2000-01... Helped the Knights earn an appearance in the state of Illinois 2000 Class AA semifinals... earned first-team honors to conference and area teams twice during his career... Played for Bob Darling.

Personal: Born March 23, 1982... Son of Malcolm Jackson and the late Janice Jackson... Major is Communication Studies.



Marcus Jackson
#35

players

MARCUS JACKSON

35

1

2003-04 Season High

Points:	8 vs. Charlotte (1/20/04)
Rebounds:	5 vs. Valparaiso (11/22/03)
FG:	2, four times
FGA:	5 vs. Cincinnati (1/14/04)
3-pt FG:	2, twice
3-pt FGA:	3 vs. Cincinnati (1/14/04)
FT:	2, three times
FTA:	4 vs. Canisius (12/15/03)
Assists:	5 vs. Grambling St. (12/5/03)
Steals:	1, seven times
Blocks:	2 vs. Wisconsin (12/20/03)
Minutes:	22 vs. Cincinnati (1/14/03)

Career Highs

Points:	16 vs. Grambling (12/28/02)
Rebounds:	6 vs. East Carolina (12/30/02)
FG:	6 vs. Grambling St. (12/28/02)
FGA:	10 vs. DePaul (2/12/03)
3-pt FG:	4 vs. DePaul (1/25/03)
3-pt FGA:	6, three times
FT:	4 vs. USF (1/11/03)
FTA:	4, five times
Assists:	5, three times
Steals:	2 vs. Indiana (11/23/01)
Blocks:	2, five times
Minutes:	36 vs. Dayton (1/4/03)

Career Totals

Year	GP	GS	Min	Avg	FG	FGA	Pct	3FG	3FGA	Pct	FT	FTA	Pct	Off	Def	Tot	Avg	PF	FO	Ast	TO	Blk	Stl	Pts	Avg
2001-02	19	4	149	7.8	14	32	.438	5	14	.357	6	10	.600	9	7	16	0.8	12	0	6	14	5	7	39	2.1
2002-03	33	33	840	25.5	64	142	.451	37	97	.381	27	41	.659	30	58	88	2.7	84	2	59	28	15	10	192	5.8
2003-04	31	1	332	10.7	18	52	.346	7	30	.233	12	24	.500	19	35	54	1.7	44	0	19	21	5	7	55	1.8
TOTAL	83	38	1321	15.9	96	226	.425	49	141	.348	45	75	.600	58	100	158	1.9	140	2	84	63	25	24	286	3.4

TODD TOWNSEND

Senior • 6-7 • 223 • Forward

Chicago, IL • New Hampton Prep

Career Notes: Through three seasons he has played in a total of 83 games, starting 38. Has recorded eight career double-digit scoring games... Marquette is 72-25 (.743) during his three seasons.


2003-04 Notes: Played in 31 games, making one start... Played a season-high 22 minutes vs. Cincinnati (Jan. 14)... Recorded a season-high eight points, connecting on two three-point field goals, and had four rebounds against Charlotte (Jan. 20)... Had season-best five rebounds in 16 minutes of action against Valparaiso (Nov. 22)... Tied his career-high with five assists against Grambling (Dec. 5)... Scored five points in eight minutes of play in MU's second round NIT victory over Boise State (Mar. 23)... Contributed six points and three rebounds to victory over Florida A&M (Dec. 22)... Played in all three of MU's NIT games, averaging 2.0 points, 1.7 rebounds and 5.7 minutes... 54.2 percent of his rebounds were offensive (19 of 35)... Logged 10 or more minutes in 18 games.

2002-03 Notes: Started all 33 MU games and averaged 25.5 minutes per outing ... Ranked 13th among C-USA players in three-point field goal shooting with a 38.1 percent mark (37-of-97) ... No. 3 on the squad in treys ... 38.5 percent effort from beyond the arc (20-of-52) in league outings ranked him 11th ... Had treys to his credit in 23 contests including eight performances of two or more ... Notched double-figure scoring on seven occasions ... Five-of-eight from the floor and finished with 13 points, then his third straight game in double digits, against Cincinnati (Feb. 1) ... Went five-of-nine from the floor, including 3-of-6 from beyond the arc, en route to 13 points vs. East Carolina (Jan. 29) ... Recorded career highs in both points (16) and assists (5) against Grambling (Dec. 28) ... Hit a career-best four three-point field goals en route to 12 points vs. DePaul (Jan. 25) ... Led the team in rebounding with five boards against Pittsburgh (Mar. 22) in NCAA Tournament second-round game ... Shot 50 percent or better from the floor in 19 games ... Enjoyed an exceptional six-game shooting stretch (Jan. 11-Feb. 1) where he connected on 60 percent of his field goal attempts (21-of-35) ... Played 33 minutes vs. Wisconsin (Dec. 14) and totaled nine points, all of which came on three three-point field goals ... Recorded a career-long 36 minute performance at Dayton (Dec. 30) and finished with 11 points, his third straight game of double figures, and five rebounds ... Tied his then career best with three treys at Dayton ... 14-point (second-highest career total), five-rebound performance at DePaul (Feb. 12) ... 29 minutes at Notre Dame (Dec. 2) and totaled seven points and four assists ... Played a then career-long 34 minutes at East Carolina (Dec. 30) and came through with 11 points (three treys) while posting a career-high six boards ... Eight points and five rebounds (5) vs. Villanova (Nov. 15) in season opener.

2001-02 Notes: Played in 19 MU contests ... Averaged 7.8 minutes per outing ... Saw a three-minute stint against Tulsa in the NCAA Tournament (Mar. 14) where he came up with one steal ... Turned in a productive nine-minute stint vs. DePaul (Jan. 19), recording a season-high two assists, two blocks and one steal ... 12-minute outing vs. Morris Brown (Jan. 2) where he scored three points ... Returned to the lineup against Wake Forest (Dec. 29) after missing the Arkansas-Pine Bluff (Dec. 19) and Wisconsin (Dec. 22) contests due to an ankle injury ... Had started the four previous games prior to the Pine Bluff contest ... Drew initial starting assignments in both games of the Blue & Gold Coca Cola Classic and was named to all-tournament team (10 ppg) ... First career start came vs. Texas Southern and he responded with a season-high 11 pts. ... Gave MU a boost off the bench vs. Tennessee with seven points and four rebounds ... Two steals in eight minutes vs. Indiana ... Six points and grabbed two rebounds in nine minutes vs. Chicago State.

Before Marquette: Came to the Marquette program after spending the 2000-01 season at New Hampton Prep School in New Hampshire ... Helped his team to a record of 21-7 by averaging 16.0 points, 8.0 rebounds and 3.0 blocks per contest ... Served as New Hampton's captain ... Was ranked as the No. 51 fifth-year player by HoopScoop ... Coached at New Hampton by Jamie Arsenault ... As a high school player, he played three years at Morgan Park before playing his senior campaign at New Trier where he helped the Trevians to the Class AA quarterfinals ... Averaged 13.0 points and 12.0 rebounds his senior year ... Earned Special Mention Honors on the 1999-2000 Chicago Tribune All-State Team ... Also claimed conference and area Player of the Year recognition ... Played in the 2000 Wendy's All-Star Game which pitted Chicago and New York players and scored a team-best 15 points in helping the Chicago squad to a 93-72 win ... Played for the outstanding Illinois Warriors AAU team ... Picked Marquette over Villanova, Providence, Tulane, and South Carolina.

Personal: Born Nov. 4, 1981 ... Son of Wilbert Gatheright and Denise Beloch ... Joe and Kathy Schwaba serve as his legal guardians ... Major is communication studies with a minor in education.



players

TODD TOWNSEND

1

32



2003-04 Season High

Points:	13 vs. Toledo (3/15/04)
	13 vs. Savannah St. (11/21/04)
Rebounds:	6 vs. Arizona (12/13/03)
FG:	4 vs. Toledo (3/15/04)
	4 vs. Arizona (12/13/03)
FGA:	9 vs. St. Johnis (11/13/03)
3-pt FG:	3 vs. Toledo (3/15/04)
3-pt FGA:	5 vs. St. Johnis (11/13/03)
FT:	7 vs. Savannah St. (11/21/03)
FTA:	8 vs. Savannah St. (11/21/03)
Assists:	3, three times
Steals:	3 vs. Louisville (3/6/04)
Blocks:	—
Minutes:	26 vs. Wisconsin (12/20/03)

Career Highs

Points:	13 vs. Toledo (3/15/04)
	13 vs. Savannah St. (11/21/03)
Rebounds:	6 vs. Arizona (12/13/03)
FG:	4 vs. Toledo (3/15/04)
	4 vs. Arizona (12/13/03)
FGA:	9 vs. St. Johnis (11/13/03)
3-pt FG:	3 vs. Toledo (3/15/04)
3-pt FGA:	5 vs. St. Johnis (11/13/03)
FT:	7 vs. Savannah St. (11/21/03)
FTA:	8 vs. Savannah St. (11/21/03)
Assists:	3, five times
Steals:	3 vs. Louisville (3/3/04)
Blocks:	1, twice
Minutes:	26 vs. Wisconsin (12/20/03)

Career Totals

Year	GP	GS	Min	Avg	FG	FGA	Pct	3FG	3FGA	Pct	FT	FTA	Pct	Off	Def	Tot	Avg	PF	FO	Ast	TO	Blk	Stl	Pts	Avg
2002-03	33	0	318	9.8	31	71	.437	14	31	.452	1	3	.333	16	27	43	1.3	31	1	20	21	0	10	77	2.3
2003-04	31	15	458	14.7	50	118	.424	18	59	.305	28	39	.718	16	36	52	1.7	54	0	20	31	2	18	146	4.7
TOTAL	64	15	774	12.1	81	189	.429	32	90	.358	29	42	.690	32	63	95	1.5	85	1	40	52	2	28	223	3.5

JOE CHAPMAN

Junior • 6-4 • 210 • Guard/Forward • Chicago Heights, IL • Bloom Trail HS

Career Notes: Has played in all 64 games and started 15 during his first two seasons... Career averages of 3.5 points and 1.5 rebounds... Has connected on 50.0 percent (9-of-18) three-point field goals and is averaging 5.0 points in eight postseason tournament games (5 NCAA; 3 NIT)... Marquette is 46-18 (.719) during his two seasons.


2003-04 Notes: Played in all 31 games, making 15 starts... A starter in MU's first 14 games... Played 10 or more minutes in 26 games... Recorded a career-high 13 points on three occasions (Nov. 21 vs. Valparaiso; Mar. 15 vs. Toledo; Mar. 23 vs. Boise State)... Had a career-high six rebounds vs. Arizona (Dec. 13)... Recorded five or more points 14 times... Third on the team with 18 three-point field goals... Fifth on the team with 18 steals... Averaged 5.7 points and 2.3 rebounds as a starter, 3.8 points and 1.1 rebound as a reserve... Recorded nine points and two rebounds vs. Valparaiso (Nov. 22), helping lead MU to its fifth consecutive Pepsi Blue & Gold Classic Championship... Had nine points, six rebounds and two assists vs. Arizona (Dec. 13)... Had seven points and four rebounds in a career-high 26 minutes vs. Wisconsin (Dec. 20)... Closed out December by recording seven points against Florida A&M (Dec. 22) and nine points against Sacred Heart (Dec. 29)... Averaged 7.0 points and 3.3 rebounds over a six-game stretch from Dec. 5-29... Tied his career-high with three assists on three occasions (Dec. 29 vs. Sacred Heart; Jan. 20 vs. Charlotte; Feb. 7 vs. DePaul)... Had three points and three steals in victory over Louisville (Mar. 6)... Recorded 13 points, three rebounds and two steals in NIT first round victory over Toledo... Connected on 5-of-13 three-point field goals during postseason NIT play... Averaged 9.3 points, 2.0 rebounds and 1.3 steals in MU's three postseason NIT games... Recipient of MU's year-end Super Sub and Hit the Deck Awards.

2002-03 Notes: Came off the bench in each of MU's 33 games and averaged 9.6 minutes per outing... Hit all four of his three-point field goal attempts, two in each game, in NCAA Tourney games vs. Holy Cross (Mar. 20) and Missouri (Mar. 22)... Finished with six points in each contest and tied his season high with five boards vs. Holy Cross... Recipient of the team's year-end Hit the Deck Award, awarded to the player that takes the most charges during practice and games... Hit both field goal attempts and finished with four points while coming up with a season-high two steals against UAB (Mar. 1)... Good defensive outing with four rebounds and one steal in 15 minutes (tying season long in a conference game) against Louisville (Feb. 27)... Good game off the

bench vs. Cincinnati (Feb. 1), hitting both field goal attempts en route to five points while grabbing three rebounds in 12 minutes... Registered five points, tied his season high with three assists and grabbed five rebounds vs. South Florida (Jan. 11)... Played a season-long 22 minutes at Dayton (Jan. 4) and registered five points and two rebounds... Hit a season-high tying three field goals and finished with six points, along with four boards vs. Grambling (Dec. 28)... Scored in 18 contests including a seven-point afternoon against Appalachian State (Dec. 7) that saw him hit three field goals in five attempts... Had rebounds to his credit in 21 appearances... Turned in an eight-point performance vs. Texas-San Antonio (Nov. 23) in the championship game of the Pepsi Blue and Gold Classic.

High School Notes: Comes to Marquette from Bloom High School where he averaged 20.0 points, 6.0 rebounds and 4.0 assists per game as a senior... Shot 50 percent from three-point range his final year... Was coached in high school by Gary Meyer, a member of the Illinois high school Basketball Hall of Fame... Daily Southtown All-Area honoree on two occasions... Co-MVP of the North Team in the Illinois Basketball Coaches Association AA All-Star Game... Earned three letters and was a two-time captain... Two time all-state selection... Named the co-MVP of his conference in 2001-02... Chosen to All-Tournament Teams at Bloom Township and the Big Dipper... As a junior, he averaged 22 points and 10.0 boards per contest... Regarded as a fierce competitor who played through injuries... Finished his prep career with more than 1,300 points and 500 rebounds... Played AAU ball for the Illinois Wolverines under Ron Newquist... At the 2001 AAU national tournament in Orlando, he was named second team All-American... Chose Marquette after considering Illinois, Bradley, Illinois State, Indiana, and Michigan State.

Personal: Born Aug. 22, 1984... Son of Stephanie Chapman and Joe Oden... Has one brother Antoine, and one sister, Ciarra... Majors in Communication Studies.



33

2003-04 Season Highs

Points: 8 vs. Toledo (3/15/04)
 Rebounds: 8 vs. Tulane (2/21/04)
 FG: 3 vs. Toledo (3/15/04)
 FGA: 5 vs. Toledo (3/15/04)
 3-pt FG: --
 3-pt FGA: --
 FT: 3 vs. South Florida (2/26/04)
 FTA: 4 vs. South Florida (2/26/04)
 Assists: 1 vs. Southern Miss (1/16/04)
 Steals: 1, twice
 Blocks: 1, twice
 Minutes: 24 vs. Tulane (2/21/04)

Career Highs

Points: 8 vs. Toledo (3/15/04)
 Rebounds: 8 vs. Tulane (2/21/04)
 FG: 3 vs. Toledo (3/15/04)
 FGA: 5 vs. Toledo (3/15/04)
 3-pt FG: --
 3-pt FGA: --
 FT: 3 vs. Appalachian St (12/7/02)
 FTA: 4 vs. Appalachian St (12/7/02)
 Assists: 1, three times
 Steals: 1, twice
 Blocks: 1, twice
 Minutes: 24 vs. Tulane (2/21/04)

Career Totals

Year	GP	GS	Min	Avg	FG	FGA	Pct	3FG	3FGA	Pct	FT	FTA	Pct	Off	Def	Tot	Avg	PF	FO	Ast	TO	Blk	Stl	Pts	Avg
2002-03	27	0	139	5.1	9	15	.600	0	0	.000	7	12	.583	10	6	16	0.6	23	0	2	4	1	0	25	0.9
2003-04	24	0	217	9.0	8	18	.444	0	0	.000	9	15	.600	22	13	35	1.5	25	0	1	11	2	2	25	1.0
TOTAL	51	0	356	7.0	17	33	.515	0	0	.000	16	27	.593	32	19	51	1.0	48	0	3	15	3	2	50	1.0

CHRIS GRIMM

Junior • 6-10 • 245 • Forward/Center • Brighton, MI • Brighton HS

Career Notes: Has appeared in 51 games through his first two seasons... Career averages of 1.0 points and 1.0 rebounds... Was a member of the NACEL All-Star Team that toured Italy in the summer of 2003... Averaged 9.2 points and 9.7 rebounds during the six game tour and recorded four double-digit rebounding games... Marquette is 46-18 (.719) during his two seasons

2003-04 Notes: Came off the bench to play in 24 games and averaged 9.0 minutes... Averaged 3.0 rebounds, 2.3 points, 16.3 minutes, shot 58.3 percent and was third on the team in offensive rebounds with 17 over the final nine games... Played 147 minutes in the team's final nine games; nearly 68.0 percent of his season total... 22 of his 35 rebounds were offensive (62.8 percent)... Posted back-to-back career-high eight-rebound games against Tulane (February 21) and South Florida (February 26)... Scored a career-high eight points in MU's NIT opening-round victory over Toledo on March 15... Had six points and a career-high eight rebounds in victory over Tulane on February 21... In the next game, on February 26 against South Florida, recorded three points and tied his career-high with eight rebounds... Averaged 3.3 points, 2.3 rebounds and 13.7 minutes in MU's three NIT games

2002-03 Notes: Played as a reserve in 27 Marquette games... Saw action in four of five NCAA Tournament contests... Logged his second-longest playing stint of the year with a 12-minute outing against DuPaul (Feb. 12)... Two points in three minutes vs. Saint Louis (Feb. 5)... Season-high 13 minutes came against Dayton (Jan. 4) and he finished with four points and two boards... Two points and two boards in nine minutes vs. South Florida (Jan. 11)... Hit both his field goal attempts and finished with a season-high five points vs. Grambling (Dec. 28)... Averaged 5.1 minutes per contest... Converted three-of-four from the foul line vs. Appalachian State (Dec. 7) en route to three points... Scored two points against Texas-San Antonio (Nov. 23)... Played 11 minutes vs. Coppin State (Nov. 22) and snagged a season-best three rebounds.

High School Notes: Averaged 19.1 points, 12.3 rebounds and 5.0 blocks per game as a senior at Brighton High School... Was coached by Dan Christner... Served as his team's captain as a junior and senior... Two-time Livingston County Player of the Year... Member of the 2002 Detroit News All-North Team... Third Team All-State as picked by the Detroit News... All-Kensington Valley Conference First-Team honoree on two occasions... Was chosen as the Class A Player of the Year by the Ann Arbor News... Concluded his prep career as the state of Michigan's fourth-leading all-time shot blocker... As a junior, he averaged 16.8 points and 11.4 rebounds en route to honorable mention all-state honors... Heading into his senior year, ESPN.com had him ranked among the top 20 centers in the nation... Chose Marquette after considering Boston College, Notre Dame, Ohio State, Stanford and Xavier... Was the first recruit from the state of Michigan during Tom Crean's tenure... Played AAU ball for the Michigan Mustangs... Attended the 2001 adidas ABCD Camp... Graduated high school with a GPA of 3.8.

Personal: Born June 23, 1984... Son of Keith and Kathy Grimm... Has three sisters, Krista, Lauren and Shawn... Major is History with a concentration in secondary education



players

CHRIS GRIMM

33

20



2003-04 Season Highs

Points:	30 vs. Louisville (1/31/04)
Rebounds:	8, twice
FG:	9 vs. Louisville (1/31/04)
FGA:	16 vs. Louisville (1/31/04)
3-pt FG:	8 vs. Louisville (1/31/04)
3-pt FGA:	13 vs. Louisville (1/31/04)
FT:	7 vs. South Florida (2/26/04)
FTA:	7, twice
Assists:	4 vs. N. Michigan (11/24/03)
Steals:	3, three times
Blocks:	2 vs. Boise State (3/23/04)
Minutes:	37 vs. Louisville (1/31/04)

Career Highs

Points:	30 vs. Louisville (1/31/04)
Rebounds:	8, twice
FG:	9 vs. Louisville (1/31/04)
FGA:	16 vs. Louisville (1/31/04)
3-pt FG:	8 vs. Louisville (1/31/04)
3-pt FGA:	13 vs. Louisville (1/31/04)
FT:	7 vs. South Florida (2/26/04)
FTA:	7, twice
Assists:	4 vs. N. Michigan (11/24/03)
Steals:	3, three times
Blocks:	2 vs. Boise State (3/23/04)
Minutes:	37 vs. Louisville (1/31/04)

Career Totals

Year	GP	GS	Min	Avg	FG	FGA	Pct	3FG	3FGA	Pct	FT	FTA	Pct	Off	Def	Tot	Avg	PF	FO	Ast	TO	B/k	Stl	Pts	Avg
2002-03	33	0	512	15.5	67	133	.504	55	109	.505	31	33	.939	18	53	71	2.2	54	0	17	18	0	7	220	6.7
2003-04	31	29	916	29.5	118	290	.407	89	207	.430	62	68	.912	34	109	143	4.6	60	2	39	44	3	23	387	12.5
TOTAL	64	29	1428	22.3	185	423	.437	144	316	.456	93	101	.921	52	162	214	3.3	114	2	56	62	3	30	607	9.5

STEVE NOVAK

Junior • 6-10 • 220 • Forward

Brown Deer, WI • Brown Deer HS

Career Notes: Has played in all 64 of Marquette's games through two seasons. School's career leader in three-point field goal percentage (45.6 percent). Second all-time in Conference USA in three-point field goal percentage. Ranks 10th all-time at MU in three-point field goals made (144). Holds Conference USA single-season records for free-throw percentage (91.2 percent in 2003-04) and three-point field goal percentage (50.5 percent in 2002-03). Has 27 career double-digit scoring games. Was one of 16 finalists who tried out for a spot on the USA Team that competed in the Pan American Games in the summer of 2003. Marquette is 46-18 (.719) during his two seasons.


2003-04 Notes: Played in all 31 games and started 29. Ranked 20th in Division I in three-point field goal percentage and 39th in three-point field goals made per game. Second on the team in scoring (12.5 ppg) and tied for second in rebounding (4.6 rpg). Led the team and Conference USA in free-throw percentage (91.2 percent). Second on the team and fourth in Conference USA in three-point field goal percentage overall (43.0 percent). Tied for first in Conference USA for three-point field goals made in conference games only (50). Third in Conference USA in three-point field goals per game for all games played (2.87). Ranked 28th in Conference USA in scoring average. Set Marquette sophomore single-season records with 89 three-point field goals made and 200 attempted. 89 three-pointers was the second highest single-season effort all-time. Along with teammate Travis Diener, broke the school season record for three-point field goals in conference play with 48. Set school season record for free-throw percentage in conference play (91.4 percent). Scored his 500th career point against Tulane on February 21. Second on the team with 109 defensive rebounds. Registered 19 double-figure scoring games. Had three or more three-point field goals in a game 14 times. Registered five or more rebounds in a game 17 times. Converted 28 of 29 free-throws to end the season. Recorded his first collegiate 20+ scoring game on December 1 vs. Notre Dame (21 points), also had five three-pointers. Had huge game vs. Louisville on January 31 establishing career-highs for scoring (30), three-point field goals (8), rebounds (8) and steals (3). The eight three-pointers vs. Louisville were the most ever by a Marquette player in a Conference USA game. Named Conference USA and ESPN.com Player of the Week for his efforts against Louisville (Week ending Feb. 1). Had 21 points and six three-pointers at Arizona on December 13. Had 19 points and five three-pointers vs. Sacred Heart (Dec. 29). Had 17 points, seven rebounds and five three-pointers vs. Cincinnati on January 14. 16 points, seven rebounds and four three-pointers vs. Tulane on February 21. Had 19 points and a career-high three steals vs. South Florida on February 26. Had 20 points and four three-pointers vs. Louisville on March 6. Scored 17 points and connected on five three-pointers in NIT First Round game vs. Toledo (Mar. 15). Averaged 11.7 points, 4.7 rebounds and 3.0 three-point field goals in Marquette's three NIT games. Member of Street & Smith's 2003-04 C-USA Preseason Team. Chosen by Street & Smith's as C-USA's Best Shooter. The Sporting News and Lindy's slotted him as a 2003-04 C-USA Preseason Second-Team member.

2002-03 Notes: Earned a berth on the Conference USA All-Freshman Team and was chosen as the league's Sixth Man of the Year. Saw action in all 33 games as a reserve, averaging 15.5 minutes and 6.7 points per outing. Topped the team and Conference USA in three-point field goal shooting in both overall (50.5%) and league (51.8%) action, establishing league seasonal records in both categories. His three-point percentage in overall play established a school seasonal record for frosh and ranked No. 2 overall at Marquette while his C-USA effort was good for the No. 1 position on MU's chart. His 55 three-point field goals ranked No. 2 all-time among MU freshmen. Earned a berth on the NCAA Midwest Regional All-Tournament Team. Played a season-long 27 minutes and hit a season-high tying five three-point field goals and finished with 16 points, second high on the team, vs. No. 1 Kentucky (Mar. 29). Recorded eight games of double-figure scoring. Shot 50 percent or better from the floor in seven of the last eight and in a total of 24 contests. Shot a blistering 56.0 percent (14-of-25) from three-point territory in MU's five NCAA Tournament outings. Sank all four of his three-point attempts, including three in overtime, en route to 14 points in sparking MU to a 101-92 win vs. Missouri (Mar. 22). Huge game with a career-high 17 points (14 in the second half) against DePaul (Feb. 12), sinking a personal-best six-of-eight from the floor including a then season-high five-of-six from three-point range. His five treys against the Blue Demons eventually tied for the high-water mark by a Golden Eagle during the year. Tallied 11 points and hit a season-high five free throws vs. UAB (Mar. 1). Finished the Louisville game (Feb. 27) with eight points and tied his season high with five boards. Posted three-point field goals in 13 of MU's last 15 and in a total of 25 games. Picked up nine points on the strength of three treys vs. TCU (Feb. 22). Scored all nine of his points via the trey during the first half of the

Charlotte game (Feb. 20) and recorded five boards in 22 minutes. Connected on five field goals, including three treys, vs. South Florida (Jan. 11) en route to 15 points. Fine effort at Saint Louis (Jan. 7), hitting both three-point field goal attempts along with four three throws en route to 10 points. Knocked down three treys en route to 11 points vs. Eastern Illinois (Nov. 26).

High School Notes: Earned a bevy of honors during his high school career. Regarded by many observers as the state of Wisconsin's most sought after player in over 15 years. 2001-02 Parade Magazine Fourth Team All-American, the lone player from the state of Wisconsin to earn that distinction. Averaged 20.6 points, 10.4 rebounds and 5.0 assists per game his senior year in helping his team to a 21-5 mark. Was coached as a prep by his father, Michael. Three-time Parkland Conference Player of the Year. Earned all-state acclaim as a junior and senior. Earned four varsity letters. Played for the West Team in the EA Sports Roundball Classic (formerly Dapper Dan Classic) and scored 13 points. Set a school single-game record during his senior year with a 42-point performance against Whitefish Bay Dominican. Recruiting analyst Dave Telep had him ranked as the nation's No. 62 prospect following his senior year. Recruiting analyst Bob Gibbons had him ranked as one of the nation's top 20 prospects. As a junior, he averaged 22.2 points, 12.0 rebounds, and 3.4 blocked shots per game. Named to the adidas ABCD Camp Senior All-Star Team in the summer of 2001. Chose Marquette after considering Illinois and Florida.

Personal: Born June 13, 1983. Son of Michael and Jeanne Novak. Sister, Andrea, played basketball at Michigan Tech University. Brother, Chris (senior) plays at Brown Deer High School. Majors in Communication Studies.



21



2003-04 Season High

Points: 9 vs. Iowa State (3/25/04)
 Rebounds: 1, five times
 FG: 3 vs. Iowa State (3/25/04)
 FGA: 8 vs. Iowa State (3/25/04)
 3-pt FG: 3 vs. Iowa State (3/25/04)
 3-pt FGA: 6 vs. Iowa State (3/25/04)
 FT: 4, twice
 FTA: 5 vs. Florida A&M (12/22/03)
 Assists: 2, twice
 Steals: 1, four times
 Minutes: 16 vs. Iowa State (3/25/04)

Career Totals

Year	GP	GS	Min	Avg	FG	FGA	Pct	3FG	3FGA	Pct	FT	FTA	Pct	Off	Def	Tot	Avg	PF	FO	Ast	TO	Blk	Stl	Pts	Avg
2003-04	21	0	103	4.9	7	25	.280	4	12	.333	14	18	.778	0	5	5	0.2	12	0	9	14	0	4	32	1.5
TOTAL	21	0	103	4.9	7	25	.280	4	12	.333	14	18	.778	0	5	5	0.2	12	0	9	14	0	4	32	1.5

BRANDON BELL

Sophomore • 5-11 • 180 • Guard

Flint, MI • Southwest Academy

Career Notes: Under a supervised medical leave of absence at time of publication... Showed consistent improvement throughout the season and became solid back-up point guard by year end... Recorded just six turnovers in 64 minutes played over the season's final 11 games.

2003-04 Notes: Played in 21 games during his freshman season... After averaging 3.9 minutes and playing in only 10 of the team's first 20 games, appeared in 11 consecutive games to end the season and averaged 5.8 minutes... Shot 40.0 percent from three (4-of-10) and 85.7 from the free throw line (6-of-7) during that time... Recorded four points in just seven minutes vs. Florida A&M (Dec. 22)... Played six minutes and recorded his first collegiate three-point field goal against Saint Louis (Feb. 18)... Had four points, on 4-of-4 shooting from the free-throw line, and two assists against Tulane (Feb. 21)... Closed out his freshman campaign by recording season-highs in points (9), minutes (16) and three-point field goals (3) against Iowa State (Mar. 25)... Averaged 3.0 points and 9.0 minutes in Marquette's three NIT games.

High School Notes: During the 2002-03 season he earned First Team Class B All-State recognition by the Detroit Free Press, Detroit News and The Flint Journal... Averaged 20.8 points, 8.8 assists and 4.4 rebounds his senior year at Flint Southwestern Academy where he was coached by Jeff Whiteley... Finished fourth in the voting for Michigan's Mr. Basketball Award... Helped his team to a district championship and a spot in the regional title contest... During his junior season, he averaged 19.0 points, 8.0 assists and 4.0 steals per outing in helping his team to a spot in the Class B Regional Finals in the state tournament... Captained his high school squad for three years... Earned first-team city and conference acclaim his junior and senior seasons... Finished his career with 1,402 points, eighth all-time among Flint-city scorers and his 585 career assists ranked him No. 3 all-time in the state of Michigan... Younger brother of former Michigan State basketball standout Charlie Bell... Selected Marquette over Pittsburgh, Arizona, West Virginia and Nebraska... Outstanding all-around prep athlete who earned three letters in football, baseball and cross country... Was an all-city selection twice in baseball and once in football... Was chosen as his conference's Student Athlete of the Year during the 2002-03 school year.

Personal: Born March 29, 1985... Is the son of Charlie and Belle Bell... His father lettered in basketball at South Carolina State in 1973 and 1974... Lists his brother, Charlie, as his biggest basketball influence... Major is Communication Studies.



5

2003-04 Season High (Tulane)

Points: 16 vs. Marquette (2/21/04)
 Rebounds: 5, twice
 FG: 6 vs. Marquette (2/21/04)
 GA: 14 vs. Marquette (2/21/04)
 3-pt FG: 4 vs. Marquette (2/21/04)
 3-pt FGA: 10 vs. Marquette (2/21/04)
 FT: 3, twice
 FTA: 5, twice
 Assists: 2, twice
 Steals: 2 vs. Arkansas-Pine Bluff (11/29/03)
 Blocks: 1, twelve times
 Minutes: 32 vs. Saint Louis (2/28/04)

Career Totals

Year	GP	GS	Min	Avg	FG	FGA	Pct	3FG	3FGA	Pct	FT	FTA	Pct	Off	Def	Tot	Avg	PF	FO	Ast	TO	Blk	Stl	Pts	Avg
2003-04	28	3	413	14.8	37	104	.356	23	79	.291	20	32	.625	17	34	51	18	44	1	27	22	4	15	117	4.2
TOTAL	28	3	413	14.8	37	104	.356	23	79	.291	20	32	.625	17	34	51	18	44	1	27	22	4	15	117	4.2

DAN FITZGERALD

Sophomore • 6-9 • 205 • Forward • St. Paul, MN • Tulane • St. Thomas #5

Career Notes: Transferred from Tulane University to Marquette University in June 2004... Will become eligible to play for Marquette in 2005-06.

2003-04 Notes (Tulane): Returned to the bench against Charlotte (3/6) after starting four straight games... Made his second straight start against Saint Louis (2/28), playing a career-high 32 minutes and scoring four points with four boards... Tallied 10 points and matched his career-high with five rebounds against UAB (2/25), hitting a pair of crucial free throws with 16.4 seconds to go... Exploded for a career-high 16 points, including four three-pointers, in the loss at Marquette (2/21)... Matched his career-best with 10 points against TCU (2/14), while assisting on the game-winning basket with a pass to Vytas Tatarunas for the victory... Came off the bench to score a career-high 10 points to go with four rebounds and three assists in 18 minutes against USF (2/7)... Scored a then-career-high eight points for the third time against UAB (1/28), while also matching his career-high in minutes with 21... Matched his career-high with eight points in 21 minutes against Savannah State (1/24)... Scored seven points in 14 minutes of action against Memphis (1/20)... Saw 19 minutes of action against #8 Louisville (1/17), snagging a pair of rebounds... Played a career-high 21 minutes against Nicholls State (12/31)... Tallied three points and two boards against Mississippi State (12/27)... Registered a career-best eight points with four rebounds and two assists against Northwestern (12/9)... Tallied four points with a career-high three assists against Rice (12/3)... Scored three points in 18 minutes of action against Southern (11/25) in his collegiate debut... Collected five rebounds in the win over UAPB (11/29)

High School: A three-year letterwinner in basketball and soccer... A Street & Smith's All-American and a McDonald's All-American nominee as well as an all-state selection as a senior by the St. Paul Pioneer Press... As a senior, averaged 16 points, nine rebounds, four assists, two steals and one block per game for the Cadets... A two-time all-conference selection who helped his team to two Classic Suburban Conference championships... Team advanced to state championship game as a sophomore and sectional championship as a junior and senior... Averaged 15 points and 10 rebounds per game as a junior, including a 35-point effort which included eight three-pointers... Honorable mention all-state player as a junior... Captained his basketball team as a senior and was a two-time team captain in soccer, in which he earned all-league honors as a senior.

Personal: Born August 12, 1984... Son of Angel and John Fitzgerald... The fourth of five children (two brothers, two sisters)... Comes from a family of athletes; Father and older brother (Kevin) played D-III basketball at the University of St. Thomas (Minneapolis), while his mother played D-III volleyball at the College of St. Catherine in St. Paul... Older twin sisters Shannon and Kelly were three-sport high school athletes... Major is Business Marketing.



players

DAN FITZGERALD

5

30

2003-04 Season High

Points: 21 vs. DePaul (1/24/04)
 Rebounds: 9, twice
 FG: 9 vs. DePaul (1/24/04)
 FGA: 13 vs. DePaul (1/24/04)
 3-pt FG: 2 vs. TCU (2/3/04)
 3-pt FGA: 3 vs. TCU (3/10/04)
 FT: 7 vs. Charlotte (1/20/04)
 FTA: 9 vs. Boise State (3/23/04)
 Assists: 4 vs. Toledo (3/15/04)
 Steals: 2, three times
 Blocks: 2 vs. Notre Dame (12/1/03)
 Minutes: 33 vs. Louisville (1/31/04)

Career Totals

Year	GP	GS	Min	Avg	FG	FGA	Pct	3FG	3FGA	Pct	FT	FTA	Pct	Off	Def	Tot	Avg	PF	FO	Ast	TO	Blk	Stl	Pts	Avg
2003-04	31	17	675	21.8	96	218	.440	11	21	.524	76	107	.710	46	92	138	4.5	58	2	33	60	4	19	279	9.0
TOTAL	31	17	675	21.8	96	218	.440	11	21	.524	76	107	.710	46	92	138	4.5	58	2	33	60	4	19	279	9.0

DAMEON MASON

Sophomore • 6-5 • 190 • Guard/Forward

Kansas City, MO • West Aurora HS (Ill.)

Career Notes: Recorded the second most free-throws made, fifth most rebounds and eighth most points by a freshman in MU history... Scored in double-digits 12 times during his freshman campaign.

Personal: Born March 1, 1985 ... Son of Brad and Pam Mason
Lists reading and listening to music as hobbies ... Major is undecided

2003-04 Notes: Played in all 31 games and started the final 17 ... Fourth on the team in scoring with 9.0 ppg and rebounding with 4.5 rpg ... Shot 52.4 percent from three-point range (11-of-24)... Third on the team with 46 offensive rebounds ... Fourth on the team in assists and steals with 33 and 19, respectively... Averaged 11.9 points and 4.9 rebounds as a starter... Averaged 10.7 points and 5.2 rebounds in conference play... Scored 17 points in his first collegiate start (Jan. 16 vs. Southern Miss)... Had 16 points and five rebounds vs. Charlotte (Jan. 20)... Scored a season-high 21 points vs. DePaul (Jan. 24)... Averaged 18.0 points and 3.0 rebounds over his first three collegiate starts... MU's third-leading scorer (11.5 points) and rebounder (3.7 rebounds) during the month of March (six games)... Had 18 points and eight rebounds vs. TCU (Feb. 3)... Had 13 points and nine rebounds vs. Memphis (Feb. 14)... Collected 10 points and seven rebounds vs. Tulane (Feb. 21)... Scored 14 points, including converting a game-winning three point play with less than a second remaining, against Louisville (Mar. 6)... Had five points and five rebounds in his first collegiate game (Nov. 13 vs. St. John's)... Scored in double-figures in all three of MU's postseason NIT games, averaging 12.3 points and 4.3 rebounds... Recorded five or more rebounds on 12 occasions... Team's leading scorer in four games... 47 free-throws made during C-USA play was the 10th best single season total all-time at Marquette... Recipient of MU's year-end Most Improved Player Award... Conference USA All-Freshman Team selection.

High School Notes: Highly regarded newcomer who brings impressive credentials with him to the Marquette program ... Played two seasons at West Aurora High School under the tutelage of Gordie Kerkman ... His senior campaign saw him averaged 20.9 points and connected on 60 percent of his field goal attempts, including 40 percent from three-point range ... Guided his team to a 25-3 record ... Was named by USA Today as national prep player of the week (Feb. 17) after averaging 29 points, 8.0 rebounds and 4.0 assists in helping his prep team to a pair of wins ... Finished second in the voting for the 2002-03 Mr. Basketball Award in the state of Illinois ... Ranked as the No. 40 player in the country by TheInsidersHoops.com ... Ranked as the No. 38 player nationally by ESPN.com ... Two-time Player of the Year in the DuPage Valley Conference ... Earned first-team all-state honors as a junior and senior ... Started for the West Team in the EA Roundball Classic played on Mar. 31 in Chicago ... His West Aurora prep team was ranked as among the top squads in the state for the majority of 2002-03 ... As a junior, he averaged 23.0 points and 9.0 boards per contest in helping his team to a 27-3 won-lost mark that included a berth in the round of 16 in the Illinois state tournament ... Played AAU ball for the Illinois Fire ... Considered North Carolina, Oklahoma, DePaul, Auburn, Missouri and Boston College before deciding upon Marquette.



players

DAMEON MASON

30

RYAN AMOROSO

Guard • 6-8 • 242 • Forward

Burnsville, MN • Burnsville HS

Crean on Amoroso

"Ryan is a player who is only scratching the surface of his potential, and as he gains strength there is no question that his ability to shoot from the perimeter and score around the rim will help us. We are looking to help Ryan become more of a complete player and be someone who can become a very good rebounder, passer and screen-on-the-ball player."

High School

A three-year starter at Burnsville High School... Graduate of the school's all-time leading scorer and rebounder... Averaged 24.1 points and 12.2 rebounds and led Burnsville to the Class 4AAAA state championship game in his senior year... Named first team All-State, All-Conference and All-Metro following his senior season... Averaged 23.1 points and 11.0 rebounds during his junior year, and 9.7 points and 7.1 rebounds as a sophomore... Established single-season records for points and rebounds during his junior and senior seasons... Also earned varsity letters in football and golf... Selected Marquette over Minnesota.

Personal

Born July 12, 1985... Son of Andy and Peggy Amoroso... Has one older brother, Aaron... Lists golfing and fishing as his hobbies... Major is undecided.

players

RYAN AMOROSO

43

43

Ryan Amoroso #43

OUSMANE BARRO

6-10 • 198 • Forward

Dakar, Senegal • Chicago Julian HS

Crean on Barro

"Ousmane's size and athleticism is very exciting to all of us, but his commitment, personality and work ethic are what we believe will eventually help him become an excellent player at Marquette. Ousmane understands the value of hard work and has made a commitment to getting better. What he lacks in game experience, he makes up for in his willingness and desire to learn and improve. Some of the skills that stand out for him basketball-wise are his incredible ability to run the floor, his 6-10 height and 7-2 wingspan, a desire and willingness to rebound and score inside, as well as continued improvement facing the basket."

High School

Did not play in games for Chicago Julian High School as a result of rules relating to foreign-exchange students ... Was able to practice daily under the guidance of Chicago Julian head coach Loren Jackson.

Personal

Born December 7, 1984... Son of Moussa Barro and Awa Gueye... Major is undecided.

MARQUETTE

41

[Signature]
#41

NIV BERKOWITZ

Freshman • 6-3 • 182 • Guard, Ramat Hasharon, Israel • Maccabi Tel Aviv

Crean on Berkowitz

"Niv is someone who absolutely loves the game, has a passion for it, and the bloodlines as well. He really understands how to pass, he's a very adept ball handler, and he can go right and left. His ability to shoot the ball, get into the lane, draw fouls and shoot free throws is what separates him offensively."

High School

High School/Youth League: Member of the Israel's FIBA U18 European Championship team... Helped Israel to a seventh place finish by averaging 14.4 points, 2.1 steals, 1.9 rebounds and 1.8 assists... Connected on 49.2-percent from the field, including 53.8-percent from three-point range, in eight games during the European Championships... Had his best games against Greece, recording 27 points and four steals, and Bulgaria, against who he had 22 points, five assists and five steals... Played in the National Youth League for Maccabi Tel Aviv... Earned team's MVP award by helping it win the national Israeli Cup... Averaged 27.5 points, 6.3 rebounds, 3.4 steals and 2.0 assists and was MVP of the Israeli High School League... Was the Israeli High School League's top scorer and all starting five selection.

Personal

Born April 25, 1986... Son of Mickey and Shelly Berkowitz... Father, Mickey, is the greatest Israeli basketball player of all time... Mickey played for UNLV before returning to Israel to play 17 seasons for Maccabi Tel Aviv, winning 17 Israeli Championships, 13 Israeli State Cups and two European Cup Championships... Has an older sister, Adi, and older brother, Roye... Major is undecided.

Niv Berkowitz
#15

ROB HANLEY

Freshman • 6-3 • 180 • Guard

Waukesha, WI • Catholic Memorial

Crean on Hanley

"Rob has played a very important role this fall. Because our depth is limited at the point guard position, Rob has been an invaluable commodity. He displays great toughness, and as his high school career shows, is a winner. Rob will be unbelievably valuable in providing back up minutes for Travis throughout our early season schedule."

High School

Four-year varsity player at Catholic Memorial... As a senior averaged 14.0 points, 6.0 assists, 5.0 rebounds and 2.0 steals in helping lead his team to the Division II State Championship... Following his senior season was selected first team all conference, all county and all area, as well as second team all state... As a junior averaged 13.0 points, 6.0 assists, 4.0 rebounds and 2.0 steals... As a sophomore averaged 11.0 points, 5.0 assists and 3.0 rebounds... As a freshman averaged 7.0 points, 3.0 assists and 2.0 rebounds... Team captain during his junior and senior seasons... Earned a varsity letter in football as a wide receiver in 2002.

Personal

Born October 9, 1985... Son of Tim and Monica Hanley... Has two younger sisters, Laura and Colleen, and a younger brother, Michael... Major is undecided.

12

Rob Hanley
#12

40

KINSELLA

• 7-0 • 245 • Center Rochester, MN • Minneapolis Tech

Crean on Kinsella

"Mike is someone that we recruited when he was in high school, and having a chance to get back involved last year we felt he would be an excellent fit for Marquette. Mike really wants to be successful, and coming from Jay Pivec's program at Minneapolis Tech we believe he'll have a chance to contribute for us right away."

Minneapolis Tech (2003-04)

Earned first team NJCAA All-American honors... Started all 28 games and averaged 17.6 points, 10.4 rebounds and 1.3 blocks... Led Minneapolis Tech to a 24-4 record... Led the team in scoring, rebounding and blocked shots... Was second on the team with 24 three-point field goals... Recorded 16 double-doubles... Selected Marquette over Iowa State and UNLV.

Rice (2002-03)

Was a medical redshirt his freshman year due to a stress fracture in his right foot... Didn't appear in a game for Rice... Transferred to Minneapolis Tech in May 2003.

High School

Three-year varsity player for John Marshall High School... As a senior averaged 21.2 points, 10.0 rebounds and 3.0 blocks in leading his team to the 2002 Big Nine Conference Championship... Following his senior season was selected first team All-State by the AP and Minnesota Basketball News... Was a state of Minnesota McDonald's All-American nominee during his senior season... Averaged 16.2 points, 8.7 rebounds and 2.2 blocks during his junior season.

Personal

Born June 7, 1984... Son of Tom and Mary Kinsella... Major is Communication Studies.

Mike Kinsella
40

TEFF

promore • 6-4 • 190 • Guard

Middleton, WI • Middleton/Minn.-Crookston

Crean on Teff

"A hard worker on and off the floor, Chris displays the character, toughness and spirit that has been the foundation of our program. Chris demonstrates the work ethic and enthusiasm which is so critical for our team's development and preparation for our opponents."

Minn.-Crookston (2003-04)

Did not play in a game for Minnesota-Crookston last season.

High School

Two-year letterwinner in basketball at Middleton... As a senior averaged 16.7 points, 4.7 rebounds and 2.1 steals... Following his senior season, was a first team first team All-Big Eight Conference selection... Also named to the all-area team... Served as team captain.

Personal

Born October 26, 1984... Son of Joseph and Marguerite Teff... Has an older brother, Mike, and younger sister, Vanessa, who rows at UCLA... Major is International Business.

MARQUETTE

23

 #23

players

CHRIS TEFF

23

WILLKOM

Sophomore • 6-0 • 160 • Guard

Marshfield, WI • Marshfield / Minn.-Crookston

Crean on Willkom

"We are delighted at the addition of Jon to our program. Jon has provided us with quality depth, hard work and his enthusiasm is contagious. He embodies the character, spirit and work ethic we demand in all of our student athletes."

High School

Three-year varsity player at Marshfield High School... A senior averaged 12.0 points and 8.0 assists in helping lead Marshfield to a regional title... Was a three-time all-conference and all area selection... Served as team captain during his junior and senior seasons... Averaged 9.0 points and 7.0 assists as a junior and 6.0 points 5.0 assists and 3.0 steals as a sophomore... Won a conference title and WISAA State Championship as a freshman at Marshfield Columbus High team in 1999 2000... Also earned a varsity letter in track (sprints/jumps) at Marshfield High.

Personal

Born May 26, 1984... Son of Monte and Patti Willkom... Has two younger brothers Bryan, a cross country runner at UW-Eau Claire, and Kyle, along with a younger sister Erin... Major is Marketing, with an emphasis in Sports Management.

players

JON WILLKOM

10




Jon Willkom
#10

2004-05

COACHES



MARQUETTE
B A S K E T B A L L



TOM

CRE



AN

Head Coach

In five seasons, Coach Crean has led Marquette to an average of 20 wins a year, including 10 in conference, and four postseason appearances. In 2003, he directed the Golden Eagles to the Final Four, the school's third appearance all-time but first since 1977, and the program's first Conference USA Regular Season Championship.

Entering his sixth season as the head men's basketball coach at Marquette University, Tom Crean has re-established the program as one of the elite in college basketball.



coaches

TOM CREAN

HEAD COACH

COACHES

TOM CREAN

HEAD COACH

200



Despite losing Dwyane Wade and Robert Jackson, who combined for 47.0 percent of Marquette's scoring and 38.0 percent of its rebounding in 2002-03, Crean guided the Golden Eagles to a 19-12 record and the quarterfinals of the National Invitation Tournament in 2003-04. The Golden Eagles' postseason appearance was their 37th all-time.

The 2003-04 season saw Crean lead Marquette to its 26th-consecutive non-conference home win, a fifth-straight Pepsi Blue & Gold Classic Championship, the program's 1,300th victory all-time (a 65-52 victory at Houston on January 7)

and, as a result of a 77-70 victory over Louisville on January 31, only its second victory ever on the road over a Top 5-ranked opponent. After opening the season ranked 23rd in the Associated Press and ESPN/USA Today polls, the Golden Eagles spent nine and ten weeks, respectively, ranked in both polls.




Purely magical is the best way to describe the 2002-03 campaign, as Crean lead Marquette to a place it had not been in over 25 years – the Final Four. Marquette's third appearance all-time in college basketball's ultimate destination came as a result of 27 wins (second-most in school history), including a program-best 14 victories in conference, and its first Conference USA Regular Season Championship. The Golden Eagles finished the regular season ranked No. 9 by the Associated Press, its highest

year-end AP ranking since 1978, and No. 6 in the ESPN USA Today Top 25 poll. MU was one of only 10 teams to be ranked in all 19 of the Associated Press 2002-03 Top 25 polls and its .818 winning percentage was the program's best since 1977-78.

In 2001-02, Crean coached Marquette to a 26-7 record and its 22nd NCAA Tournament appearance but first since 1997. The 26 victories were the third-most all-time and represented the program's first 20-win season since 1997. The Golden Eagles started the season by winning 10-consecutive games and claiming the 2001 Great Alaska Shootout championship. As a result of its best start in four years, Marquette appeared in the AP Top 25 at No. 23 on November 27, 2001, its first AP ranking since January 19, 1998.

In conference play, Crean's squad won a program-record 12-straight on the way to a school-record 13 conference wins and a number two seed in the C-USA Tournament, the program's highest to date. A 19-point victory over DePaul on March 1, wrapped up the Golden Eagles first undefeated home season – 16-0 – since 1995-96.

On February 19, MU achieved the school's highest national ranking since February 1979, when it reached No. 9 in the AP Top 25. The Golden Eagles spent a total of 12 weeks ranked nationally and concluded the year ranked No. 12 by the AP and No. 18 by ESPN/USA Today.



coaches

TOM CREAN

HEAD COACH

00-01

coaches

TOM CREAN

HEAD COACH

1999-

...ations had Marquette
...ference USA's
... season. As was
... Tom Crean and his
... recorded their second

In contention until the regular season's final day for a top seed at the conference tournament, MU defeated DePaul, Saint Louis and Cincinnati twice, on its way to a 9-7 finish in C-USA, its best since 1991. Marquette's two victories over Cincinnati represented the first time a league member had registered regular-season sweep of the Bearcats.

... as head coach, Tom Crean took a
... by many in the preseason as sixth in
... American Division, to its first
... appearance in two years.

old first-time head coach led his squad to 15 victories overall - including two over Top 25 teams DePaul (No. 21) and Louisville (No. 25) - and an 8-8 conference mark.

... schedule that featured 13 games with teams who
... in the 1998 NCAA Tournament, the 33-year

Crean's initial season as a head coach culminated with the school's 13th appearance all-time in the National Invitation Tournament (NIT).

Tom Crean's Year-by-Year Coaching Resume

School	Year	Record	Pct.	Notes
Michigan State	1990	28-6	.824	NCAA Tournament - Sweet 16 Big Ten Champions
Western Kentucky	1991	14-14	.500	--
Western Kentucky	1992	21-11	.656	NIT
Western Kentucky	1993	26-6	.813	NCAA Tournament - Sweet 16 Sun Belt Tournament Champions
Western Kentucky	1994	20-11	.645	NCAA Tournament
Pittsburgh	1995	10-18	.357	--
Michigan State	1996	18-16	.500	NIT
Michigan State	1997	17-12	.588	NIT
Michigan State	1998	22-8	.733	NCAA Tournament - Sweet 16 Big Ten Regular Season Champions
Michigan State	1999	33-5	.868	NCAA Tournament - Final Four Big Ten Regular Season Champions Big Ten Tournament Champions

Tom Crean as a Head Coach

School	Year	Record	Pct.	Notes
Marquette	2000	15-14	.517	NIT
Marquette	2001	15-14	.517	--
Marquette	2002	26-7	.788	NCAA Tournament
Marquette	2003	27-6	.818	NCAA Tournament - Final Four C-USA Regular Season Champions
Marquette	2004	19-12	.613	NIT

Tom Crean vs. All Opponents

Appalachian State	2-0	Hampton	1-0	Savannah State	1-0
Arkansas-Little Rock	1-0	Holy Cross	1-0	South Alabama	0-1
Arkansas-Pine Bluff	1-0	Houston	3-2	South Florida	4-0
Arizona	0-1	Indiana	1-0	Southern Miss	2-2
Baylor	0-1	Iowa State	0-1	Tennessee	1-0
Boise State	1-0	Kansas	0-1	TCU	2-2
Cal State Northridge	1-0	Kentucky	1-0	Texas-San Antonio	1-0
Canisius	1-0	Louisville	7-4	Texas Southern	1-0
Centenary	1-0	Loyola (IL)	1-0	Toledo	1-0
Charlotte	4-5	Massachusetts	1-0	Tulane	5-1
Chicago State	2-0	Memphis	1-3	Tulsa	0-1
Cincinnati	5-5	Minnesota	0-2	UAB	3-3
Coppin State	2-0	Missouri	1-0	Valparaiso	1-0
Dayton	1-3	Morris Brown	1-0	Villanova	1-0
DePaul	8-2	North Carolina	0-1	Wake Forest	1-1
East Carolina	3-2	Notre Dame	1-1	Western Carolina	1-0
Eastern Illinois	1-0	Northern Michigan	1-0	Western Michigan	1-0
Elon	1-0	Pittsburgh	1-0	Wisconsin	1-4
Florida A&M	1-0	Sacred Heart	1-0	Wofford	1-0
Fordham	1-0	St. John's	1-0	Xavier	1-2
Gonzaga	1-0	Saint Louis	8-2		
Grambling	2-0	Sam Houston State	1-0		

Marquette's return to prominence under Crean has not gone unnoticed by the national pollsters.

Crean's teams have spent 40 weeks in the national rankings, including consecutive year-end rankings in 2002 and 2003 for the first time since 1978 and 1979. On March 4, 2003, Marquette earned its highest ranking in nearly 25 years when it ascended to No. 8 in AP Top 25 Poll. Prior to debuting at No. 12 in AP Top 25 Poll on November 27, 2001, Marquette had spent a total of just 24 weeks ranked nationally since 1983.

Believing heavily in individual instruction and a commitment to improve, Crean has assured his players stay ahead of the competition. In his five seasons, Marquette players have earned 13 all conference selections and the program's first conference player of the year award, when Dwyane Wade earned Conference USA's top honor in 2003. Wade also went on to become the first Marquette player since 1978 to be named an Associated Press First Team All-American and finalist for the John R. Wooden Award. This past season marked the fourth consecutive year the Golden Eagles had a player selected to the conference's first and freshman teams, and the second straight season Marquette has been represented on balloting for the Wooden Award (Travis Diener - 2004; Dwyane Wade - 2003).


Crean's passion and commitment in leading Marquette basketball to elite status on the court has paid dividends off the court. For the second consecutive season, the program set a single-season total attendance record, and Marquette basketball has drawn over 1,000,000 fans and total attendance has risen nearly 73 percent since 1999. The program's top seven crowds all-time have occurred during his tenure as head coach. Returning to national prominence has resulted in increased national exposure as Marquette has had over 40 games televised nationally over the last two seasons.

Crean was named the 15th head coach in Marquette basketball history on March 30, 1999. Before arriving in Milwaukee, Crean served on the Michigan State basketball staff for four seasons, holding the position of associate head coach for the last two. During that time, the Spartans compiled an 88-41 record and made four consecutive postseason appearances, including a trip to the 1999 Final Four. Crean was instrumental in bringing two-time Big Ten

Player of the Year Mateen Cleaves and 2000 John R. Wooden Award finalist Morris Peterson to East Lansing as Michigan State's recruiting coordinator.

Prior to his position at Michigan State, Crean spent the 1994-95 season as an assistant coach at Pittsburgh and served as the associate head coach at Western Kentucky from 1990 to 1994. Crean got his start in coaching on the Division I level in 1989-90, serving on Jud Heathcote's staff at Michigan State.

A native of Mount Pleasant, Michigan, Crean earned his bachelor's degree in parks and recreation with a minor in psychology from Central Michigan in 1989. While pursuing his degree, Crean coached basketball at Alma College and Mount Pleasant High School.



Tom and his wife, Joani, are the parents of Megan, 9, and Riley, 5.

coaches

TOM CREAN

HEAD COACH

THE BUZZ ON TOM CREAN

News

...who combine the various aspects of his program as well as Tom's consulting, public relations. Marquette is lucky to have a coach who is smart enough to do this.

ESPN

...the college basketball world. No doubt that Tom is a winning fraternity. Crean is a brilliant

Pat Forde, ABC and ESPN

"I'm not sure I know a coach who pays more attention to detail than Tom Crean. Tom stays on top of everything in his program, and he is genuinely engaged in every aspect of his team's performance and development. That doesn't just happen; it takes an every day commitment both on and off the court. Tom is one of the nation's top basketball coaches and has built a program at Marquette that will last. Tom Crean is the genuine article."

Pat Weiss, New York Daily News

...ago, I had a chance to attend one of his press sessions the day before a home game at Louisville. It was the most physical, intense I have ever witnessed and goes a long way to explain why Marquette plays as hard as any team in the country. Tom is driven to succeed and he has the force of his personality and work ethic to transform Marquette into a true national power. No one works harder at his profession."

Rick Bozich, Louisville Courier Times/Basketball Times

"Success hasn't spoiled Tom Crean. If anything, it has filled him with even more enthusiasm, determination and energy to keep chasing great things at Marquette. He's working harder now than he worked as an assistant coach at Western Kentucky, Pitt or Michigan State."

Bill Raftery, CBS and ESPN

"Crean always rises to the top. When Marquette hired Tom to stir it up, no one thought he would achieve so much so quickly. His uncanny knack of getting players to give all they can as well as playing together was realized in 2003 by getting to the Final Four in New Orleans."

Pat Forde, ESPN.com

"Tom Crean has grown from hotshot young coach to Final Four phenom to veteran, long-term program builder. He hasn't just made Marquette competitive for a year or two, but for the foreseeable future. He can recruit against the best off the court, and as his record shows in a conference populated by big-name coaches, he can beat the best on the court, too. His service with the national team only increases his stature in the sport and underscores his commitment to basketball, and the way America plays it. He's good for the game."

Gregg Doyel, CBS Sportsline

"No one prepares like Tom Crean, who spent his down time this summer planning the team's practices deep into October, and then started scouting Big East rosters to get ready for Marquette's jump to that conference...in 2005-06. The man is meticulous, and that's why the Golden Eagles' Final Four appearance in 2003 was no fluke. Crean will get them there again."

Larry Brown, Detroit Pistons head coach

"Tom is as fine a young coach as we have in our sport. He was a tremendous assistant coach at Michigan State and he's a phenomenal head coach at Marquette. He has a willingness to learn, a wealth of knowledge, and I think his career is going to be fantastic. I consider him a really good friend."

Jeff Van Gundy, Houston Rockets head coach

"Tom Crean is one of the best basketball coaches in America. He has a proven track record in recruiting and a basketball knowledge that is second to none. He will continue the long line of great coaches at Marquette University."

Glenn "Doc" Rivers, Boston Celtics head coach and former Marquette All-American

"Tom Crean's name has become synonymous with Marquette University. His dedication, intensity and enthusiasm epitomize everything the University and the Golden Eagles emulate."



Dwyane Wade
Marquette, All-American
2003 NBA Draft first round pick

"Coach Crean was loyal to me during the whole recruiting process. Marquette was at the top of my list because the first call I got was from Coach Crean. All the other schools stopped calling me when they found out I wasn't going to have the test score to play my first year.

Coach Crean said he wanted me no matter what.

While I was at Marquette, Coach Crean played a huge role in helping me mature and improve, not only as a player but as a person and parent as well."

Mike Sherman,
Green Bay Packers
general manager and head coach

"Tom is very energetic and has done a great job of seeing the big picture as far as Marquette Basketball is concerned. He knows how important the students are to the program and has done a great job of getting them involved. My daughter, Sarah, attends Marquette and she tells me that the students feel a real connection to the program."



Tom Izzo, Michigan State head coach

"Watching the progress of the Marquette program the past few years just confirms what I have known all along about Tom Crean. That his tireless work ethic, whether it comes to recruiting, game preparation or individual instruction, is what sets him apart from many and is evident in how his team plays. He definitely has a plan for how to achieve success for the Marquette program and that promises to bring excitement to its fans for years to come."

Jeff Nix, New York Knicks, Assistant General Manager

"There is not a better coach in the country than Tom Crean in improving the skill level of his players. His commitment to player development has had an immediate impact on the Marquette basketball program and will prepare his players for the opportunity to play in our league. He has great NBA contacts to assist his players and their futures."

Morris Peterson, Sr.,
Father of Morris Peterson

"I love Coach Crean. He is one of the best things ever to have happened to Morris. Morris was a young kid when he first went to Michigan State and Coach Crean had the patience to work with him both on and off the floor. If Coach Crean hadn't taken the time with him, Morris wouldn't have become the player that he is today."



Morris Peterson
Michigan State,
All-Big Ten first team

"Coach Crean really worked with me and helped me grow both as a basketball player and a person. There isn't a harder worker that I know. He played a big role in my development and I owe a lot to him."

Frances Cleaves,
Mother of Mateen Cleaves

"Coach Crean is a wonderful coach and a great character builder. He helped recruit Mateen to Michigan State and became a good friend to both Mateen and our family. He can always be counted upon to do the right thing."


Mateen Cleaves
Michigan State, All-American
2000 NBA Draft first round pick

"Coach Crean is one of the hardest working and most caring coaches I've ever played for. He is a great motivator and helped me take my game to another level each year that I played for him."




CREAN'S NBA PLAYERS

During his career Tom Crean has coached seven players who have gone on to play in the National Basketball Association (NBA). The last four – Dwyane Wade, Mateen Cleaves, Morris Peterson and Vontee Cummings – were first round draft picks.



Matt Steigenga
Michigan State

Dwyane Wade
Marquette University
2003 NBA Draft first round pick



Jamie Feick
Michigan State,
1996 NBA Draft second round pick


Steve Smith
Michigan State
1991 NBA Draft first round pick

Mateen Cleaves,
Michigan State
2000 NBA Draft first round pick

Vonteego Cummings
Pittsburgh
1999 NBA Draft first round pick

Morris Peterson
Michigan State
2000 NBA Draft first round pick

FORMER MARQUETTE PLAYERS ON COACH CREAN



Cordell Henry
1999-2002

"Coach Crean really helped me in my development as a point guard. He knows what it takes to win and is dedicated to helping players achieve success both on and off the court. I owe him a great deal."

Robert Jackson
2003

"Coach Crean is a disciplined coach and a great teacher. I learned so much in my two years with him as a basketball player, student and person. A lot of the things he teaches carry over into your life off the court - things like being responsible and accountable. I know he helped me in a lot of ways."



Jon Harris
1999-2002

"Coach Crean is a high character guy. When he took over the job at Marquette, he came with the intent to work with what he had. He did not try to run off the current players nor did he recruit over us. He coached as if he had recruited us himself. I feel that says a tremendous amount about the type of person that he is. He also builds lasting relationships with his players and is devoted to helping them in anyway he can. I trust that he will always be one who I can turn to for advice."

Oluoma Nnamaka
1999-2002

"Not only did Coach Crean teach me a great work ethic, he also showed me that everything is possible when you work hard and believe in it, not only in basketball but life in general."

Brian Barone
2000-01

"Coach Crean has impacted my life in a positive way from the moment he began coaching at Marquette. There are many lessons he has taught me ranging from basketball to coaching and family. He has been a person I have turned to both on and off the court. What he has done at Marquette is something that I hope to emulate throughout my career."

David Diggs
1999-2002

"Coach Crean really worked with us and helped us maximize our ability. He is always trying to make his players and program better. There is no doubt the he helped my teammates and myself become better players and students of the game."

Colin Hill
1997-2000

"As challenging and competitive as the first year was both mentally and physically, I have no doubt that I became a better player then and am a better man today because of what I learned from Coach Crean that year."

Ben Miller
1997-2000

"What Coach Crean taught me relates to much more than basketball, and are universal truths. I would say that I became a better player and man that year. As a group, I think we all learned to put a premium on responsibility, honesty and self-reliance. Before, I think we had focused too much on self-pity and blame."

Ben Miller
1997-2000

"I was the type of player that was quiet and didn't do my own business during practices and individual workouts. When Coach Crean came, he encouraged me to become more vocal and take a leadership role. Before, I was the player who followed the lead of others but by the time I graduated, I had become the player who was leading others. This has helped me in my professional basketball career."

CREAN AND THE COMMU

Whether it's his family's association with Al's Memorial Run and Walk or his wife Joani's leadership of the Women in Support of Marquette Athletics (WISMA), Tom Crean and his family are deeply committed to the community. The work done off the court by the Crean Family, Marquette coaching staff and players is equally as important as their work on the court.

A few of the organizations Crean has supported include:

- Children's Hospital of Wisconsin
- National Multiple Sclerosis Foundation
- Hunger Task Force of Milwaukee
- WISMA Book and School Supply Drive
- Marquette University's Hunger Clean-Up

START

Tom Crean and Dameon Mason
spend time with a couple of
Children's Champions at Al's Run

NITY

coaches **TOM CREAN**



*Tom and Joani Crean
serve as grand marshals
for Al's Memorial Run and Walk
benefiting Children's Hospital*



*Tom Crean with National Multiple
Sclerosis Foundation leaders*



JEFF STROHM

Assistant Coach


coaches

JEFF STROM

ASSISTANT COACH



Jeff Strohm is entering his third year on the men's basketball coaching staff at Marquette University. He joined the Golden Eagles' after serving a five-year stint as a member of the University of Utah's men's basketball staff from 1997 to 2002.



Jeff brings organization, a solid work ethic and enthusiasm to teach and recruit," Crean said upon Strohm's appointment. "He has exceptional knowledge and expertise, especially with his five years at the University of Utah under Rick Majerus, where he was a part of an extremely successful run."

Success and Strohm are synonymous. Over the last seven seasons on the staffs at Marquette and Utah, Strohm has been an integral part of 167 victories, seven consecutive post season appearances (five NCAA and two NIT), two NCAA Final Fours and one National Championship game. During his tenure at Utah, the program compiled an overall record of 121-39 and won four conference championships.

Believing that a coach's primary function is to teach and develop not just better basketball players, but better men, Strohm has coached four Academic All-Americans; Drew Hanson, Hanno Mottola and Michael Doleac at Utah, and T.J. Lux at Northern Illinois; as well as three All-Americans; Michael Doleac and Andre Miller at Utah, and Dwyane Wade at Marquette.

Nationally recognized as one of the top recruiting assistant coaches in the country, Strohm has successfully recruited players from Australia, Finland, Israel and Uruguay. While serving as Utah's recruiting coordinator in 2001-02, he pieced together the best recruiting class in the history of the program by helping sign four Top 100 players. While at Northern Illinois, Strohm's recruiting class of 1992 was named best in the Midwest. In September 2003, ESPN.com's Andy Katz named him one of the nation's top assistant coaches, and this summer Rivals.com selected Strohm to its list of top 25 recruiters in college basketball.

The owner of 15-years of coaching experience at the collegiate level, Strohm was an assistant coach at Northern Illinois from 1991-97. While at NIU, the 1995-96 team advanced to the NCAA Tournament and its 20 victories represented the third-most in school history.

Prior to his time at Northern Illinois, Strohm was the recruiting coordinator for Lake Land College in Matteson, Ill., from 1989-91. He got his start in coaching at the pre ranks as an assistant at Casey Westfield High School (1987-88) and Sullivan High School (1988-89).

A native of Marshall, Illinois, Strohm attended Olney Central College for two seasons before finishing his education at Eastern Illinois University where he received a bachelor's degree in education in 1988 and a master's degree in education in 1990.



Jeff's family includes his wife, Jade, and daughter, Sydney.

BO

Assistant Coach



Bo Ellis is currently in his second stint as an assistant coach at Marquette University. Prior to his appointment in the summer of 2003, Ellis previously spent 10 years as an assistant coach for the Golden Eagles from 1988 to 1998. During that time Marquette won two conference championships (1994 Great Midwest & 1997 Conference USA); twice qualified for the NIT; and earned four NCAA Tournament selections. Following the 1997-98 season, Ellis was named head coach at Chicago State, a position he held for five seasons.

"In the 26 years since Bo Ellis played here, there is no doubt that his legacy here with his leadership is fully intact," said head coach Tom Crean upon Ellis' appointment. "Bo's legacy with Marquette is how much he loves this university and how much it means to him personally. He has great passion for what he does and the knowledge, experience and personality that he brings makes us better."

One of the all-time greats in Marquette basketball history, Ellis starred at Marquette from 1973 to 1977 and was captain of MU's 1977 National Championship team. He was a three-time All American while wearing the Blue and Gold and ranks fourth on the all-time scoring list with 1,633 points. On February 9, 1992, Ellis became just the fifth player in school history to have his jersey number (#31) retired.

A fierce rebounder during his playing days, Ellis led Marquette in rebounding during his sophomore, junior and senior seasons, and finished his career as the school's second leading rebounder all-time with 1,085. A starter in the 1974 and 1977 National Championship games, the only player in school history to do so, Ellis won 101 games during his four-year collegiate playing career. He was a two-time team MVP, in 1975 and 1977, and still holds the school's career record for field-goals made with 674. Ellis was selected by the Washington Bullets in the first round of the 1977 NBA Draft.

In 2002, Ellis' tremendous collegiate playing career was acknowledged by his selection to the NABC's 2002 Silver Anniversary All-American Team, as well as being named the recipient of the 2002 Silver Anniversary Award.

A native of Chicago, Ellis earned his Bachelor of Arts degree in speech from Marquette in 1977. Ellis' family includes his wife Cynthia, and daughters Christina and the late Nicole Ellis.



Bo with his wife, Cynthia, and daughter, Christina.

coaches

BO ELLIS

ASSISTANT COACH

JASON RABEDEAUX

Assistant Coach



Jason Rabedeaux is entering his first season as an assistant coach on the Marquette basketball staff.

"The opportunity to bring Jason into our program is a real home run for us," said Crean upon his appointment. "He brings tremendous experience in all facets of the game and the business, as well as an unbridled passion

for the teams he has coached. Anyone that has

been involved with Kelvin Sampson the way

Jason has can't help but be a great fit for us."

Rabedeaux brings 13 years of Division I coaching experience, including three as the head coach at UTEP from 1999-2002, to the Marquette men's basketball staff.

Rabedeaux's contagious enthusiasm and diligent work ethic helped revitalize the UTEP basketball program. In three years under his direction, the Miners posted 46 victories and in 2000-01, just his second season, earned the program's first post season appearance since 1995 with a berth in the NIT. For his efforts, Rabedeaux was named the WAC Coach of the Year by the Sporting News and Houston Chronicle.

Prior to being named the Miners' head coach in September 1999, Rabedeaux spent ten years on Kelvin Sampson's staffs at Washington State (1989-94) and Oklahoma (1994-99). As Sampson's top assistant and recruiting coordinator, he was an integral part of the program's five consecutive NCAA Tournament appearances from 1995 to 1999, and the recruitment of Sooner standouts Eduardo Najera, Aaron McGhee and Hollis Price. Although not a member of that year's staff, Rabedeaux played a big part in recruiting and developing Oklahoma's 2002 Final Four squad.

Before arriving at Washington State, Rabedeaux spent the 1988-89 season as an assistant coach at North Adams State.

As a player, Rabedeaux was a four-year basketball starter at the University of California-Davis from 1984-88 and twice earned All-Conference honors. He concluded his collegiate career as the seventh all-time leading scorer in school history and set records for most three-point field goals made in one season (80), most three-point field goals made in a game (6) and most free throws made in a game (14).

Rabedeaux earned a bachelor's degree in exercise physiology from California-Davis in 1988, and a master's degree in athletic administration from Washington State in 1991.

Jason's family includes his sons Beau (8) and Cole (6), and his daughter Riley (2).


coaches

JASON RABEDEAUX ASSISTANT COACH



BRIAN WARDLE

Director of Operations - Men's Basketball/Head Manager



Brian Wardle is entering his second season as Marquette's Director of Operations - Men's Basketball/Head Manager. Wardle was appointed to the position in August 2003.

"We are excited that Brian Wardle is back at his alma mater," remarked Tom Crean on Wardle's hiring. "It was an honor to coach Brian and is a pleasure to have him on the staff. He was an outstanding student, citizen and player at Marquette and he truly embodies the qualities that I want our players to be surrounded by."

Wardle enjoyed an outstanding four-year playing career at Marquette from 1997 to 2001 in which he finished as the school's third all-time leading scorer with 1,690 points. The team's leading scorer during his sophomore, junior and senior seasons, Wardle currently ranks sixth all-time at Marquette in three-point field goals (197), sixth in free-throw percentage (81.8 percent) and eighth in field goals (571).

A three-time recipient of Conference USA's Player of the Week award, Wardle earned All-Freshman Team and Sixth Man of the Year honors in 1998, second team All-Conference USA in 2000, and in 2001 he was the first Marquette player to earn a selection to Conference USA's first team.

Following his collegiate playing career, Wardle played for the Fayetteville Patriots of the NBA's developmental league (NBDL) and with the Rockford Lightning of the CBA.

A native of Clarendon Hills, Illinois, Wardle graduated from Marquette in 2001 with a bachelor's degree in communication studies.

Brian and his wife Lecia, a former soccer standout at Marquette, reside in Milwaukee.

BRIAN WARDLE

basketball support staff

DIRECTOR OF OPERATIONS

TREY SCHWAB

Special Assistant

TREY SCHWAB

basketball support staff

SPECIAL ASSISTANT



Trey Schwab is in his fourth season with the Marquette Basketball program as Special Assistant to the Head Coach. Schwab is primarily responsible for the coordination of Marquette's video efforts, team travel and on-campus recruiting.

Since arriving at Marquette, Schwab has been recognized for his work and commitment to organ donor awareness throughout the United States. Diagnosed with idiopathic pulmonary fibrosis, an incurable lung disease, in the fall of 2001, Schwab underwent life-saving double-lung transplant surgery on February 17, 2004.

Schwab served as a national spokesperson for National Donor Day in 2003, has coordinated numerous donor awareness projects both locally and nationally, and in June 2003 was a co-recipient of the Dr. James S. Wolf Courage Award.

Prior to his appointment at Marquette, Schwab spent six seasons working as an advance and college scout for the Minnesota Timberwolves of the National Basketball Association (NBA) where he was responsible for all advance scouting and the preparation of final scouting reports for every opponent.

Prior to his time in Minnesota, Schwab served as the Director of Basketball Operations and Assistant Coach with the Continental Basketball Association's (CBA) Sioux Falls Skyforce from 1992 to 1995. Schwab studied under two future NBA head coaches during his CBA tenure, Eric Musselman and Flip Saunders.

Schwab got his start in coaching at Tulsa from 1985 to 1988, where he served as a student assistant coach under J.D. Barnett. He earned his bachelor's degree in marketing from Tulsa in 1988.

Trey serves as a national spokesperson for donor awareness.

GROSSMAN

Head Athletic Trainer

Jayd Grossman is entering his second season as Marquette's Head Athletic Trainer. In his capacity, Grossman oversees the efforts of the athletic training staff and care for Marquette's student-athletes while serving as the trainer for the men's basketball program.

Grossman came to Marquette after serving as the men's basketball trainer at the University of Cincinnati from 1993 to 2003. In addition to providing therapeutic medical care for the program, Grossman's additional responsibilities included coordination of the team's preseason conditioning program, developing and implementing basketball-specific diet and supplementation guidelines, as well as serving as the team's travel coordinator.

In addition to his duties with the basketball program, Grossman participated in the health care of the school's 18 varsity athletic programs and supervised the Graduate Athletic Trainer/Intern program. An instructor in Cincinnati's College of Education, Grossman coordinated the Disordered Eating Response Team that addressed disordered eating nutritional pathologies in the athletics program.

Grossman earned national recognition when he was selected to work at the USA Basketball National Team Trials in 2000, and then in again in 2001 when he was named as athletic trainer for the gold-medal winning USA 21-and-under World Championship team.

Prior to his time at Cincinnati, he was a graduate assistant athletic trainer at the University of Virginia from August 1992 to June 1993.

A native of Evansville, Wisconsin, Grossman earned a bachelor's of science degree in athletic training from Wisconsin-LaCrosse in 1992 and a master's in education from Virginia in 1993.

Jayd's family includes wife Juli and their one-year old daughter, Mardi.

HOLSOPPLE

Head Strength & Conditioning Coach

Scott Holsopple is entering his fifth season at Marquette and fourth in the capacity of Head Strength and Conditioning Coach.

Holsopple is responsible for the total development of sport-specific strength and conditioning programs for Marquette's 14 Division I athletic programs. He first joined the school in the fall of 2000, when his primary responsibility was working with the men's basketball program.

Before arriving at Marquette, Holsopple served as strength and conditioning assistant under John Thomas and Chip Harrison at Penn State University. During his time at Penn State, he helped develop and implement a comprehensive, year-round strength, conditioning and agility program for the school's 28 athletic teams.

Holsopple has studied under some of the best in the field, having done an internship at Notre Dame University with legendary strength coach Mickey Marotti, as well as serving as strength and conditioning coordinator at Ken Chertow's Olympian Wrestling Camp.

A native of Happy Valley, Pennsylvania, Holsopple earned All-American recognition as a boxer at Penn State. He earned a bachelor's degree in kinesiology from the school in 2000.

JAYD GROSSMAN

basketball support staff

SCOTT HOLSOPPLE

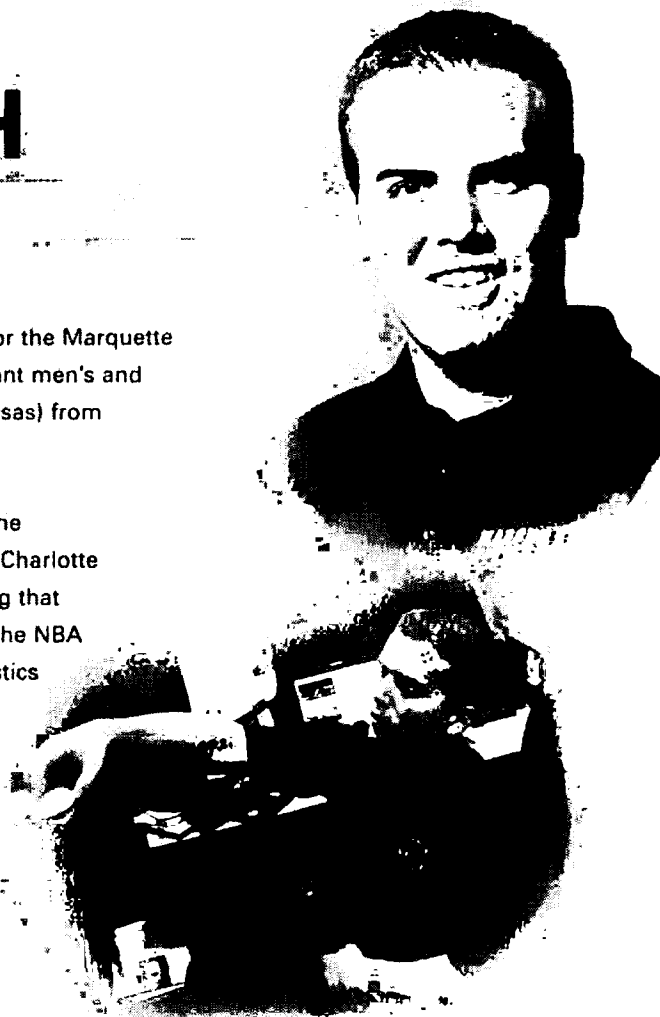
LUKE BENISH

Video Coordinator

Luke Benish is entering his second season as Video Coordinator for the Marquette basketball program. Benish joined the staff after serving as assistant men's and head junior varsity basketball coach at Southwestern College (Kansas) from 2002 to 2003.

Prior to his time at Southwestern College, Benish worked during the 2001-02 season with the NBA's Charlotte Hornets and the WNBA's Charlotte Sting as video coordinator and basketball operations intern. During that season he provided video support for the team as it prepared for the NBA Draft, prepared scouting tapes and charted tendencies and statistics used in preparation for and during the NBA Playoffs.

Benish earned a bachelor's of science degree in exercise and sport science from Wisconsin-LaCrosse in 2001. During his time as an undergraduate, he spent three seasons as a scout and coaching intern with the LaCrosse Bobcats of the Continental Basketball Association (CBA).



BARB KELLAHER

Coordinator of Basketball Operations

Barb Kellaheer is in her third season as Coordinator of Basketball Operations for the Marquette basketball program. She joined the Marquette basketball staff after a successful three-year entrepreneurial endeavor as owner and manager of her own residential cleaning company.

Kellaheer's primary responsibilities include the daily operations of the men's basketball office and supervision of the office staff, as well as personally assisting head coach Tom Crean with his travel, daily scheduling, correspondence and arrangement of speaking engagements and special events. Kellaheer's experience with British Airways helped hone her "service beyond the call of duty" attitude and enabled her to visit Europe, Australia, Mexico and most of North America, including Hawaii.



Barb's family includes her husband of 17 years, Rich, and their three daughters Allison, 16, Brooke, 14, and Lauren, 12.



MC

CARY

Executive Assistant

Molly Cary is entering her second season as Executive Assistant on the Marquette basketball staff. Cary works with the program's assistant coaches in regards to their daily schedules, correspondence, activities and events, as well as assisting with the overall operation of the office and its staff.

Prior to joining the Marquette basketball staff, Cary worked three years in the sports department at the Milwaukee Journal Sentinel and served as an associate producer of "Pack Attack", a weekly magazine show broadcast statewide covering the Green Bay Packers.

Cary is no stranger to Marquette University or its basketball program, having attended the school from 2000 to 2003, and whose parents, John and Mary, also are Marquette graduates. John Cary is the director of the Midwest Athletes Against Childhood Cancer (MAACC) Fund and served as a student manager for Al McGuire during his four years on campus.

Cary has three brothers, Andy, Dan and John, as well as two sisters, Colleen and Megan.

BASKETBALL

MANAGERS



Back Row (L-to R)

Marcus Higgins,
Alex Idaszak,
Andy Klister

Front Row (L to R)

Jimmy McGuire,
Matt Willis

MOLLY CARY

basketball support staff

BASKETBALL MANAGERS

MIKE BROEKER

Assistant AD / Media Relations

Broeker is in his second year as Assistant Athletics Director for Media Relations. He oversees the media and public relations for Marquette's 14 Division I teams as well as serving as the day-to-day contact for the men's basketball program.

Broeker joined the Marquette Athletics staff in November 2003, after nearly four years as a member of the basketball communications group at the National Basketball Association (NBA). While at the NBA, he helped to generate awareness and publicity for the league, its executive staff, events and initiatives and served as the primary contact for local and national electronic media outlets. Broeker was the point person for electronic media at four NBA Drafts, three NBA All-Star games and three NBA Finals.

Prior to working with the NBA, Broeker spent two years working in the communications group for the Women's Tennis Association (WTA Tour), the largest professional tennis circuit for women in the world. He served as a primary on-site media contact for high-profile events including Wimbledon, the Australian Open, the U.S. Open, and the French Open.

A graduate of Siena College, Broeker earned a bachelor of arts in English in 1997 and worked as a Marketing/Sports Information Assistant in Siena's Athletic Department until 1998.



Mike and his wife, Anne, currently reside in Milwaukee.

ADRIENNE TRICE

Academic Advisor for Men's Basketball


Adrienne Trice is in her first year as Coordinator of Academics for Men's Basketball. Trice works closely with the team in planning academic schedules, monitoring the progress and status of student-athletes, coordinating the NCAA Clearinghouse Program, assists with the admissions process by evaluating high school and junior college transcripts, assists with new student orientation and personal academic counseling.

Trice spent two years with the Milwaukee Public Schools as a Speech-Language Pathologist where she provided language and articulation treatment and evaluation to culturally diverse elementary school students.

Trice ran track for four years at Howard University in Washington, D.C. and received her bachelor's of science in Speech-Language Pathology in 2001. Her minor was Sports Administration. In 2003, Trice earned her master's degree in Speech-Language Pathology while working as a Graduate Assistant to the Athletics Director in the Howard Athletics office. As an undergrad, Trice was an active member of the Alpha Kappa Alpha Sorority.

A native of Milwaukee, Trice attended Nicolet High School in Glendale and currently resides in Milwaukee.





DR. JAMES LANGENKAMP

Team Physician

Dr. James Langenkamp is entering his 19th season as a team physician for the Marquette basketball program. Langenkamp, who lettered in basketball at Marquette from 1966 to 1968 under legendary coach Al McGuire, earned a bachelor's of science degree in pre-med from Marquette in 1969. He went on to earn his M.D. degree from the University of Wisconsin in 1973.

Following graduation from medical school in 1973, Langenkamp entered the Navy where he would eventually rise to the rank of Lieutenant Commander. He interned at the naval hospital in San Diego, California and served as the general medical officer aboard the USS Dixon.

Upon completion of his residency with the United States Navy, Langenkamp returned to Milwaukee in 1980 as an orthopedic surgeon and assistant to Dr. Charles Eichenberger, then the Marquette basketball program's team physician. Following Dr. Eichenberger's retirement, Langenkamp assumed the responsibilities of team physician.

In addition to his work with the Marquette basketball program, Langenkamp holds staff appointments at five Milwaukee area hospitals. A member of numerous medical organizations, he has taught at the Medical College of Wisconsin, Milwaukee Children's Hospital and Columbia-St. Mary's Hospital.

Langenkamp was the recipient of the 2002 Hy Popuch Award, presented annually by Marquette University's "M" Club to an individual who has demonstrated dedicated and loyal service to the university's athletics program over a long period of time.



His family includes wife, Vida, and their three children Amy, Brian and Christopher.

DR. DARRIN MACCOUX

Team Physician

Dr. Darin A. Maccoux begins his sixth year as the medical team physician for the Marquette men's basketball team. A native of Green Bay, Wisconsin, Maccoux attended Dartmouth College where he was a four-year starter in basketball (1985-89).

After graduating from Dartmouth in 1989, he attended the University of Wisconsin-Madison Medical School and earned his M.D. Degree in 1993. He completed a Family Practice Residency at St. Luke's Hospital in Milwaukee, Wisconsin in 1996. Maccoux received a Fellowship in Sports Medicine from the Toledo Hospital, Ohio in 1997. He is Board Certified in Family Medicine and Sports Medicine.

Maccoux has a private practice in Muskego, Wisconsin with Lakeshore Medical Clinic. His hospital privileges include St. Luke's in Milwaukee, West Allis Memorial, and St. Francis' Hospital. He also serves as the team physician for Muskego High School and Waukesha Memorial High School.

Maccoux resides in Big Bend, Wisconsin with his wife Carrie, and their four children, Kyleen, Preston, Lydia, and Anelise.



His family includes wife, Carrie, and their children Kyleen, Preston, Lydia and Anelise.

DR. JAMES LANGENKAMP

basketball support staff

DR. DARRIN MACCOUX

FATHER WILLIAM KELLY, S.J.


Team Chaplain

Father William Kelly, S.J. is entering his 21st season as team chaplain for the Marquette basketball program.

Born and raised in Chicago, Father Kelly earned his bachelor's degree from Saint Louis University in 1948. Following a three-year teaching stint at Saint Louis University from 1948 to 1951, he went on to earn a master's degree in theology from St. Mary's College in Kansas.

Ordained in 1954, Father Kelly attended Catholic University in Paris from 1958 to 1961 and subsequently obtained his doctorate of theology from there in 1963.

Father Kelly taught at Marquette from 1961 until his retirement in 2000.



STUDENT SUPPORT STAFF

Back Row (L-to R)

Jackie Forstner,
Rachel Weiler,
Kristin Flaig,
Ebony Middleton

Second Row (L-to R)

Ester Bedard,
Laura Vraney,
Sarah Schneider,
Lynn Debilzen

Front Row (L to R)

Jessica Ratcliff,
Emily Clauser,
Katharine Hackbarth,
Kathleen Falk



FATHER KELLY

basketball support staff

STUDENT SUPPORT STAFF

2003-04

SEASON



MARQUETTE

B A S K E T B A L L





2003-04 SEASON IN REVIEW

The Golden Eagles won 19 games, including eight in Conference USA, and advanced to the quarterfinals of the NIT. MU's longest winning-streak was six games, and its longest losing-streak was four. The post season appearance was MU's third consecutive and 37th overall.

Fans Attend in Record Numbers

Marquette established a new total attendance record in 2003-04 as 275,241 fans gathered to watch the Golden Eagles' 18 home contests. MU's average attendance of 15,291 was 12th best in the nation. Six times in 2003-04 MU drew over 17,000 fans at the Bradley Center. Marquette has averaged 15,414 over the 2002-03 and 2003-04 seasons, the 11th-best average in college basketball in that two-year period.

Non-Conference Dominance

Marquette's nine non-conference victories in 2003 improved its mark to 29-6 against out of league foes since 2001. The Golden Eagles will enter the 2004-05 campaign riding a 24-game non-conference home winning streak.

Victory No. 1,300

Marquette's 65-52 victory at Houston on January 7 was the 1,300th in the program's 87-year history. MU is 1,309-826 (.613) since beginning play in 1916.



Historical Road Victory

MU's 77-70 victory at No. 4 Louisville on January 31 was just the program's second win all-time over a top-five ranked opponent on the road. On January 7, 1997, the Golden Eagles defeated No. 4 Iowa State, 67-64, in Ames for their first-ever road win over a top-five ranked opponent.

Bradley Center Advantage

Marquette has won 44 of its last 48 games, and is 66-12 (.892) overall during Tom Crean's five seasons, at the Bradley Center. MU first began playing at the Bradley Center in 1988-89, and since that time is 193-63 (.757).

Numbers Tell the Story

In 19 victories, MU held opponents to 41.6-percent shooting and 62.1 points. In 12 losses, opponents shot 47.6-percent and scored 78.7 points.

Crean Picks-Up Victory No. 100

Marquette's thrilling last-second 81-80 victory over Louisville on March 6 was Tom Crean's 100th at Marquette. Crean became just the fifth coach in the program's history to reach the 100-win milestone. Crean's 102 victories rank him fourth all-time behind Al McGuire (295), Bill Chandler (193) and Hank Raymonds (126).

2003-04 National Rankings

Marquette opened the season at No. 23 in both the Associated Press and ESPN/USA Today polls. The Golden Eagles spent nine and 10 weeks, respectively, ranked in the AP and ESPN/USA Today polls. MU didn't appear in either poll after January 12.

Marquette's 03-04 Ranking History

Week	AP	ESPN/ USA Today
Preseason	23	23
11/17	23	23
11/24	23	23
12/1	24	23
12/8	22	21
12/15	23	23
12/22	NR	24
12/29	25	23
1/5	23	22
1/12	21	21

2003-04 Individual Honors

Travis Diener

John R. Wooden Award - Final Ballot
Bob Cousy Award - Finalist
All Conference USA - First Team
NABC District XI - First Team
USBWA District V - First Team
Conference USA Player of the Week (Nov. 23)

Dameon Mason

All Conference USA - Freshman Team

Steve Novak

Conference USA Player of the Week (Feb. 2)

2003-04 SEASON IN REVIEW



Marquette vs. Ranked Opponents

The Golden Eagles were 3-3 against ranked opponents in 2003-04... Marquette defeated Notre Dame (No. 23) and Louisville twice (No. 4 and No. 25)... MU lost at No. 9 Arizona and at No. 22 Wisconsin, and also was defeated at home by No. 10 Cincinnati.

Defense Leads to Victories

Marquette continued its winning trend when holding opponents below certain point totals... In 2003-04, MU was 12-3 when holding opponents to 65 points or fewer... And 8-1 when holding opponents to 60 or fewer... During Tom Crean's tenure Marquette is 46-6 when holding teams to 60 points or less.

Consecutive from Three

Conference USA's leading three-point shooting team in 2003-04, Marquette will enter the upcoming season having made at least one three-point field goal in 116 straight games... In Tom Crean's five seasons, the Golden Eagles have made at least one three in 153-of-154 games... MU's only game without a three-pointer in Tom Crean's five seasons was against Wisconsin on December 23, 2000.

Deep Threats

Travis Diener and Steve Novak accounted for 77.5% of Marquette's three-point field goals in 2003-04... With 90 three-point field goals, Diener set a new single-season school record... Novak's 89 three-point field goals were the most by a sophomore in school history.

Al McGuire Center

The 2003-04 season witnessed the opening of one of the nation's premiere practice and play facilities... Marquette's \$31 million Al McGuire Center officially became home to Marquette basketball in October 2003... The 120,000 square-foot facility houses the program's locker room, practice court, strength & conditioning area, as well as the basketball staffs' offices.



Marquette's Record in 2003-04 When...

	03-04	TC
Leading at half	13-2	75-12
Trailing at half	5-9	24-40
Tied at half	1-1	3-1
Scoring 70 or more points	14-6	66-15
Allowing 80 or more points	1-8	3-16
Holding opp. under 60 pts.	8-1	46-6
Shooting 50 pct. or better	3-1	37-5
Opponent shoots 50 pct. or better	3-5	8-16
Opponent shoots under 40 pct.	6-3	46-11
High FG% than opponent	10-3	80-14
Lower FG% than opponent	9-9	22-39
MU shoots 40% or better from 3pt	10-7	55-15
Opponent shoots 40% or better from 3pt.	7-7	23-18
Shoot more FT than opponent	14-3	69-7
Shoot fewer FT than opponent	4-9	27-45
Shoot same amount FT as opponent	1-0	6-1
Outrebounded opponent	17-4	82-18
Outrebounded by opponent	2-7	16-30
Rebounds tied	0-1	4-5
Same or fewer turnovers than opponent	14-4	62-15
More turnovers than opponent	5-8	40-38
Overtime games	0-0	2-3
In games decided by 5 points or less	6-3	25-21
In games decided by 6-10 points	4-5	25-13
In games decided by 11-15 points	6-1	25-9
In games decided by 16 points or more	3-3	27-10

TC=record under Tom Crean

2003-04 STATISTICS/RESULTS

	GP	GS	Min	Avg	FG	FGA	Pct	3FG	3FGA	Pct	FT	FTA	Pct	Off	Def	Total	Avg	PF	FO	A	TO	Bk	Stl	Pts	Avg
Yorlva Chibwe	31	31	1860	34.3	179	424	.422	90	200	.450	136	154	.883	21	76	97	3.1	76	1	187	74	0	41	584	18.8
C-USA	18	18	964	34.6	88	224	.393	48	109	.440	88	99	.889	10	36	46	2.9	48	1	90	43	0	18	312	19.5
NIT	3	3	89	29.7	17	39	.438	7	18	.389	12	14	.857	1	11	12	4.0	10	0	23	9	0	4	53	17.7
Merritt Sanders	31	29	918	29.5	118	290	.407	89	207	.430	62	68	.912	34	109	143	4.6	60	2	39	44	3	23	387	12.5
C-USA	16	15	475	29.7	52	149	.416	48	111	.432	32	35	.914	16	54	70	4.4	31	2	14	21	0	9	204	12.8
NIT	3	3	80	30.0	12	28	.429	0	20	.450	2	2	1.000	2	12	14	4.7	7	0	3	4	2	3	35	11.7
Scott Merritt	31	30	869	28.0	122	271	.450	2	6	.333	102	144	.708	68	132	220	7.1	76	3	31	92	22	25	348	11.2
C-USA	16	16	482	28.9	70	180	.467	0	0	.000	59	82	.720	47	65	112	7.0	41	1	16	46	11	15	199	12.4
NIT	3	2	69	29.0	7	14	.500	0	0	.000	5	6	.833	8	15	23	7.7	7	0	5	7	4	5	19	6.3
Danese Mason	31	17	870	21.8	96	216	.440	11	21	.524	76	107	.710	48	92	138	4.5	58	2	33	60	4	19	279	9.0
C-USA	16	13	497	25.4	56	127	.457	6	13	.615	47	66	.712	25	58	83	5.2	35	2	21	37	2	11	171	10.7
NIT	3	3	78	26.0	12	31	.387	2	4	.500	11	15	.733	4	9	13	4.3	7	0	6	7	0	1	37	12.3
Tony Sanders	31	30	702	22.6	79	140	.564	1	2	.500	39	54	.722	55	87	142	4.6	78	3	34	38	21	11	198	6.4
C-USA	16	15	369	23.1	46	79	.570	1	1	1.000	17	26	.654	32	43	75	4.7	41	2	18	15	9	5	108	6.8
NIT	3	3	68	22.7	8	12	.667	0	0	.000	4	5	.800	6	10	16	5.3	8	0	6	3	3	1	20	6.7
Joe Chapman	31	16	466	14.7	50	116	.424	18	59	.305	28	39	.718	16	36	52	1.7	54	0	20	31	2	18	146	4.7
C-USA	16	4	173	10.8	13	41	.317	5	25	.200	10	13	.769	7	9	16	1.0	18	0	10	13	1	5	41	2.6
NIT	3	0	58	18.3	10	21	.476	5	13	.385	3	5	.600	3	3	6	2.0	7	0	2	3	0	4	28	9.3
Karon Bradley	26	0	240	9.2	25	74	.338	9	30	.300	16	24	.667	10	14	24	0.9	35	0	8	18	0	10	75	2.9
C-USA	13	0	106	8.2	10	31	.323	4	12	.333	4	7	.571	4	4	8	0.6	18	0	3	7	0	5	28	2.2
NIT	3	0	5	1.7	1	2	.500	0	0	.000	0	0	.000	2	0	2	0.7	2	0	0	2	0	0	2	0.7
Todd Townsend	31	1	333	10.7	18	52	.346	7	30	.233	12	24	.500	19	35	54	1.7	44	0	19	21	5	7	55	1.8
C-USA	16	0	165	10.3	7	25	.280	4	17	.235	5	6	.625	7	15	22	1.4	26	0	8	7	1	3	23	1.4
NIT	3	0	17	5.7	2	3	.667	1	2	.500	1	2	.500	2	2	4	1.3	4	0	0	0	0	0	6	2.0
Marcus Jackson	31	2	423	13.6	21	45	.467	0	0	.000	11	24	.458	33	44	77	2.5	52	2	4	13	14	9	53	1.7
C-USA	16	1	193	12.1	5	12	.417	0	0	.000	3	7	.429	11	17	28	1.8	34	1	2	6	4	3	13	0.8
NIT	3	1	52	17.3	1	5	.200	0	0	.000	1	4	.250	5	5	10	3.3	2	0	1	2	1	3	1.0	
Blanton Hall	21	0	103	4.9	7	25	.280	4	12	.333	14	18	.778	0	5	5	0.2	12	0	9	14	0	4	32	1.5
C-USA	9	0	37	4.1	3	6	.500	1	3	.333	6	7	.857	0	0	0	0.0	5	0	6	3	0	2	13	1.4
NIT	3	0	27	8.8	3	10	.300	3	6	.500	0	0	.000	0	2	2	0.7	3	0	2	4	0	1	9	3.0
Carlton Christian	22	0	170	7.7	9	32	.281	0	6	.000	5	10	.500	12	15	27	1.2	30	1	12	15	3	6	23	1.0
C-USA	13	0	123	9.5	7	24	.292	0	3	.000	5	10	.500	8	9	17	1.3	22	1	9	9	2	6	19	1.5
NIT	2	0	3	1.5	0	0	.000	0	0	.000	0	0	.000	0	1	1	0.5	0	0	0	0	0	0	0	0.0
Chris Grimm	24	0	217	9.0	8	18	.444	0	0	.000	9	15	.600	22	13	35	1.5	25	0	1	11	2	2	25	1.0
C-USA	14	0	135	9.8	3	8	.375	0	0	.000	6	11	.545	15	11	26	1.9	16	0	1	7	2	2	12	0.9
NIT	3	0	41	13.7	4	7	.571	0	0	.000	2	2	1.000	5	2	7	2.3	5	0	0	3	0	0	10	3.3
Tony Gries	7	0	16	2.3	1	3	.333	0	0	.000	0	2	.000	0	0	0	0.0	2	0	0	1	0	2	2	0.3
NIT	1	0	2	2.0	0	1	.000	0	0	.000	0	0	.000	0	0	0	0.0	0	0	0	0	0	0	0	0.0
Jared Schilling	5	0	8	1.8	0	2	.000	0	1	.000	0	0	.000	0	0	0	0.0	0	0	0	1	0	0	0	0.0
NIT	1	0	2	2.0	0	0	.000	0	0	.000	0	0	.000	0	0	0	0.0	0	0	0	1	0	0	0	0.0
Aidy Freund	6	0	12	2.0	0	2	.000	0	0	.000	0	0	.000	0	1	1	0.2	0	0	0	0	0	1	0	0.0
C-USA	1	0	1	1.0	0	0	.000	0	0	.000	0	0	.000	0	0	0	0.0	0	0	0	0	0	1	0	0.0
NIT	1	0	2	2.0	0	0	.000	0	0	.000	0	0	.000	0	1	1	1.0	0	0	0	0	0	0	0	0.0
Marquette	31	-	-	-	733	1714	.428	231	574	.402	510	683	.747	397	713	1110	35.8	603	14	397	448	76	178	2207	71.2
C-USA	16	-	-	-	371	876	.424	119	294	.405	282	371	.760	200	349	549	34.3	328	10	198	223	32	85	1143	71.4
NIT	3	-	-	-	77	173	.445	27	63	.429	41	55	.745	41	75	116	38.7	62	0	47	47	11	20	222	74.0
Opponents	31	-	-	-	752	1711	.440	221	632	.350	399	618	.646	338	647	985	31.8	626	-	447	433	85	216	2124	68.5
C-USA	16	-	-	-	415	891	.466	119	327	.364	234	346	.676	169	340	509	31.6	324	-	241	198	53	108	1183	73.9
NIT	3	-	-	-	78	173	.434	13	47	.277	39	67	.582	40	60	100	33.3	51	-	40	40	7	19	202	67.3

Date	Opponent	Outcome	Attend.
Nov. 13	vs St. John's	W, 52-45	6,222
Nov. 21	Savannah St.	W, 79-41	15,659
Nov. 22	Valparaiso*	W, 73-70	16,581
Nov. 23	St. Michigan	W, 70-58	13,348
Dec. 1	Notre Dame	W, 71-58	17,192
Dec. 5	Grambling St.	W, 71-55	14,255
Dec. 13	at #9 Arizona	L, 75-85	14,588
Dec. 15	Cincinnati	W, 65-65	12,266
Dec. 20	at #18 Wisconsin	L, 59-63	17,142
Dec. 22	Florida A&M	W, 83-63	15,185
Dec. 29	Sacred Heart	W, 77-72	17,342
Jan. 7	at Houston*	W, 65-52	3,157
Jan. 10	Baylor*	W, 61-59	18,484
Jan. 14	#7 Cincinnati*	L, 73-65	18,317
Jan. 16	at Southern Miss*	L, 61-83	8,181
Jan. 20	at Charlotte*	L, 76-84	7,135
Jan. 24	DePaul*	W, 70-62	18,645
Jan. 31	at #4 Louisville*	W, 77-70	19,664
Feb. 3	TCU*	L, 79-85	15,424
Feb. 7	at DePaul*	L, 78-84	16,693
Feb. 14	Memphis*	L, 71-89	18,120
Feb. 18	at Saint Louis*	L, 54-58	10,572
Feb. 21	Tulane*	W, 81-69	16,417
Feb. 26	at USF*	W, 70-63	4,712
Feb. 28	at UAB*	L, 69-87	7,132
Mar. 3	East Carolina*	W, 77-71	13,278
Mar. 6	#25 Louisville*	W, 81-80	17,508
Mar. 10	vs TCU*	L, 62-64	11,876
Mar. 15	Toloso*	W, 87-72	5,634
Mar. 23	Boise St.*	W, 66-51	11,386
Mar. 25	at Iowa State*	L, 69-77	14,092

Top Scorer	Top Rebounder
Diener - 18	Merritt, Sanders - 7
Merritt - 17	Diener, Merritt - 6
Diener - 26	Merritt - 10
Diener - 15	Merritt - 11
Novak - 21	Merritt - 12
Diener, Sanders - 13	Novak - 6
Diener, Novak - 21	Chapman - 6
Diener - 14	Jackson, Novak, Sanders - 7
Diener - 19	Merritt - 8
Novak - 19	Chapman, Merritt, Novak - 5
Diener - 22	Sanders - 8
Diener - 22	Merritt - 10
Diener - 18	Mason - 8
Diener - 19	Novak - 7
Mason - 17	Jackson - 5
Mason, Novak - 16	Merritt, Sanders - 6
Mason - 21	Merritt - 9
Novak - 30	Mason, Merritt, Novak - 8
Mason - 18	Sanders - 11
Diener - 31	Mason - 9
Novak - 16	Merritt - 10
Diener - 26	Grimm - 8
Diener - 28	Merritt - 15
Diener - 20	Sanders - 9
Diener - 30	Merritt - 9
Novak - 20	Merritt, Sanders - 6
Diener - 31	Merritt - 10
Diener - 21	Merritt - 10
Diener - 15	Merritt - 15
Diener - 17	Sanders -

* - Pepsi Blue & Gold Classic (Milwaukee, Wis.)
 * - Conference USA game
 * - Conference USA Tournament (Cincinnati, Ohio)
 * - National Invitation Tournament (NIT)



GAME #1
#23/23 Marquette 52, St. John's 45
Thursday, November 13, 2003 - New York
Madison Square Garden - 6,222

Marquette 1-0

# Player Name	TOT-FG	3-PT	FT-FTA	REBOUNDS	TOT	PF	TP	A	TO	BLK	S	MIN
20 NOVAK, Steve	2-8	2-2	2-2	0	4	2	6	2	5	0	2	40
40 SANDERS, Terry	1-5	0-0	2-2	2	5	7	1	4	2	1	0	24
05 MERRITT, Scott	3-4	0-0	0-0	1	6	7	5	6	1	4	0	26
32 CHAPMAN, Joe	2-9	1-5	0-0	0	1	4	5	0	4	0	0	19
34 DIENER, Travis	5-11	3-6	9-10	1	1	2	1	18	4	0	0	40
01 TOWNSEND, Todd	1-4	0-1	0-0	0	5	5	1	2	0	2	0	13
10 BRADLEY, Kevin	1-4	0-1	0-0	0	0	0	1	2	1	2	0	11
21 BELL, Brandon	0-1	0-0	0-0	0	0	0	0	1	0	0	0	4
50 MASON, Dameron	2-7	0-0	1-2	5	2	5	2	5	0	2	0	19
55 JACKSON, Marcus	1-1	0-0	0-0	2	1	1	1	2	0	0	1	14
TEAM				3	8	11						
Totals	16-54	6-19	14-16	2	51	45	18	52	11	19	2	200

TOTAL FG% 1st Half: 7-28 25.0% 2nd Half: 16-54 29.6% Game: 29.6% DEADB
3-PT FG% 1st Half: 3-11 27.3% 2nd Half: 6-19 31.6% Game: 31.6% REB%
F Throw % 1st Half: 4-6 66.7% 2nd Half: 14-16 87.5% Game: 87.5% 3

St. John's 0-1

# Player Name	TOT-FG	3-PT	FT-FTA	REBOUNDS	TOT	PF	TP	A	TO	BLK	S	MIN
25 GIBB, Kyle	5-11	1-1	3-5	5	6	1	1	0	5	1	1	33
33 REYNOLDS, Grant	4-15	0-3	1-7	2	2	1	1	11	0	0	1	34
52 JOHNSON, Corey	0-1	0-0	0-0	1	0	1	0	0	0	2	0	6
03 BELL, Darryl	3-6	1-1	0-2	0	5	3	2	7	1	3	0	36
12 INGRAM, Elijah	3-11	0-4	0-0	0	5	5	0	6	0	3	0	36
04 KITA, Ake	0-1	0-0	0-0	1	0	1	5	0	2	0	1	11
11 JONES, Tyler	0-0	0-0	0-0	0	1	1	0	0	0	0	0	1
14 STANLEY, Andre	0-1	0-0	0-0	0	0	1	0	0	0	0	0	2
25 SHOK, Willie	1-1	0-0	1-2	0	2	2	5	3	1	0	2	21
34 HAMILTON, Lamont	2-6	0-0	4-6	2	4	6	1	8	0	5	3	28
TEAM				2	5	7						
Totals	16-51	2-12	11-22	11	25	36	17	45				

TOTAL FG% 1st Half: 7-21 33.3% 2nd Half: 16-31 51.6% Game: 51.6% DEADB
3-PT FG% 1st Half: 1-5 20.0% 2nd Half: 2-12 16.7% Game: 16.7% REB%
F Throw % 1st Half: 5-6 83.3% 2nd Half: 11-21 52.4% Game: 50.0% 4

Score by Periods

	1st	2nd	Total
Marquette	21	31	52
St. John's	20	25	45

GAME #2
#23/23 Marquette 79, Savannah State 41
Friday, November 21, 2003 - Milwaukee
Al McGuire Court at the Bradley Center - 15,659

Savannah State 0-1

# Player Name	TOT-FG	3-PT	FT-FTA	REBOUNDS	TOT	PF	TP	A	TO	BLK	S	MIN
42 GASKIN, Donald	3-13	1-5	0-0	4	5	9	5	7	0	1	1	24
54 REEDICK, Sherard	0-4	0-0	0-2	4	1	5	0	1	3	1	0	15
55 SIMPSON, Thomas	1-2	0-0	3-4	2	2	4	2	5	0	1	0	12
15 DANIELS, Jamal	5-11	1-5	4-4	1	0	1	4	11	1	2	0	31
24 DANIEL, Chris	1-4	0-2	0-0	0	2	2	2	1	4	0	2	19
01 BARBER, Josh	0-0	0-0	0-0	2	2	1	0	0	2	0	0	8
05 LUNDT, John	2-3	0-1	0-0	5	1	6	4	0	0	1	0	15
05 TAYLOR, Dameron	0-1	0-1	0-0	0	0	0	0	0	0	0	0	0
10 SMALLS, Carlos	1-2	0-0	0-0	0	0	0	2	0	0	0	0	13
12 GORDON, William	1-4	0-1	0-0	0	1	1	0	2	0	5	0	11
13 MARTINEZ, Weston	1-1	0-0	0-1	0	1	1	1	2	0	3	0	10
14 HENDERSON, PL	1-5	0-0	0-3	0	1	1	4	2	0	0	1	16
22 BENX, Kirk	1-5	0-2	2-2	5	2	5	5	4	1	5	1	16
34 MITCHELL, Mike	0-3	0-1	0-1	0	1	1	0	1	1	0	0	10
TEAM				3	6	9						
Totals	15-60	2-18	9-17	20	25	45	52	41	5	26	4	200

TOTAL FG% 1st Half: 5-32 15.6% 2nd Half: 10-28 35.7% Game: 25.0% DEADB
3-PT FG% 1st Half: 1-11 9.1% 2nd Half: 1-7 14.3% Game: 11.1% REB%
F Throw % 1st Half: 4-5 80.0% 2nd Half: 5-12 41.7% Game: 52.0% 5.1

Marquette 2-0

# Player Name	TOT-FG	3-PT	FT-FTA	REBOUNDS	TOT	PF	TP	A	TO	BLK	S	MIN
01 TOWNSEND, Todd	0-0	0-0	0-2	1	5	4	1	0	3	5	0	14
05 MERRITT, Scott	1-6	0-0	9-11	2	4	6	2	17	2	5	2	23
40 SANDERS, Terry	4-2	0-0	2-2	0	2	2	4	1	0	1	0	21
32 CHAPMAN, Joe	2-4	2-2	7-8	1	1	2	1	15	0	1	0	18
34 DIENER, Travis	5-11	2-3	2-2	0	6	6	1	14	3	0	0	27
02 CHRISTIAN, Carlson	0-1	0-1	0-0	5	2	3	2	1	1	0	0	10
10 BRADLEY, Kevin	2-3	0-0	5-7	0	4	4	4	9	1	5	0	14
12 SCHITTUSO, Jared	0-1	0-0	0-0	0	0	0	0	0	0	0	0	4
20 NOVAK, Steve	2-5	2-3	2-3	3	1	4	1	8	1	0	0	20
21 BELL, Brandon	0-5	0-1	2-2	0	1	1	2	0	2	0	1	11
23 GRIS, Troy	0-1	0-0	0-2	0	0	0	0	0	0	0	0	3
50 MASON, Dameron	2-5	0-0	1-5	3	4	1	8	0	0	0	0	18
35 JACKSON, Marcus	0-2	0-0	2-4	1	2	5	0	2	0	1	0	12
42 FREUND, Andy	0-1	0-0	0-0	0	0	0	0	0	0	0	0	5
TEAM				1	1	1						
Totals	19-50	6-10	35-50	13	29	42	1					

TOTAL FG% 1st Half: 10-22 45.5% 2nd Half: 9-28 32.1% Game: 38.0% DEADB
3-PT FG% 1st Half: 2-4 50.0% 2nd Half: 4-6 66.7% Game: 60.0% REB%
F Throw % 1st Half: 15-22 68.2% 2nd Half: 20-28 71.4% Game: 70.0% 7.1

Score by Periods

	1st	2nd	Total
Savannah State	15	26	41
Marquette	57	42	99

GAME #3
#23/23 Marquette 75, Valparaiso 70
Saturday, November 22, 2003 - Milwaukee
Al McGuire Court at the Bradley Center - 16,581

Valparaiso 1-1

# Player Name	TOT-FG	3-PT	FT-FTA	REBOUNDS	TOT	PF	TP	A	TO	BLK	S	MIN
30 HERRARD, Ron	2-4	1-1	1-2	0	0	0	1	6	0	3	0	18
33 ALI BERRIDI, Miguel	5-9	2-5	0-4	1	1	2	1	12	10	2	0	56
42 OPPLAND, Dan	4-11	0-0	3-3	4	5	9	5	11	1	2	0	35
10 GAMES, Jonathan	5-11	1-5	0-0	1	4	5	4	11	0	0	2	29
20 NILES, Roberts	6-11	4-7	1-1	0	4	4	1	17	5	3	0	34
05 NILES, James	3-4	2-3	0-0	0	0	0	5	8	0	0	0	12
21 MEATE, Warren	0-0	0-0	0-0	0	0	0	0	1	0	0	0	5
22 GILGILAS, Rob	1-5	1-2	0-0	0	2	2	1	5	5	0	0	19
45 OPPLAND, Mike	0-0	0-0	0-0	0	0	0	0	0	0	0	0	1
50 HARRIS, Kenny	1-3	0-0	0-0	1	0	1	2	2	0	0	0	11
TEAM				1	1	1						
Totals	27-56	11-21	5-12	7	17	24	20	70	18	10	0	200

TOTAL FG% 1st Half: 15-27 55.6% 2nd Half: 12-29 41.4% Game: 48.2% DEADB
3-PT FG% 1st Half: 7-11 63.6% 2nd Half: 4-10 40.0% Game: 52.4% REB%
F Throw % 1st Half: 1-3 33.3% 2nd Half: 4-9 44.4% Game: 41.7% 5.2

Marquette 3-0

# Player Name	TOT-FG	3-PT	FT-FTA	REBOUNDS	TOT	PF	TP	A	TO	BLK	S	MIN
05 MERRITT, Scott	6-11	0-0	4-6	3	7	10	2	16	0	1	0	32
20 NOVAK, Steve	3-8	0-4	5-4	1	6	7	2	5	1	2	1	30
40 SANDERS, Terry	3-4	0-0	0-0	1	1	2	3	6	1	2	1	10
32 CHAPMAN, Joe	2-6	2-3	3-4	2	0	2	4	9	1	0	1	23
34 DIENER, Travis	11-17	3-7	1-3	1	3	4	3	26	9	2	0	38
01 TOWNSEND, Todd	2-4	0-1	0-0	2	3	5	1	8	1	0	0	16
10 BRADLEY, Kevin	0-2	0-2	0-0	0	0	0	0	0	0	0	0	7
21 BELL, Brandon	0-0	0-0	0-0	0	0	0	0	0	0	0	0	2
50 MASON, Dameron	1-1	0-0	0-0	0	1	1	2	2	0	0	1	12
55 JACKSON, Marcus	3-4	0-0	1-3	1	1	2	0	7	0	1	0	21
TEAM				2	4	4						
Totals	29-57	5-17	12-20	13	24	37	17	75	14	7	3	200

TOTAL FG% 1st Half: 19-26 73.1% 2nd Half: 19-51 61.3% Game: 50.9% DEADB
3-PT FG% 1st Half: 3-12 25.0% 2nd Half: 2-5 40.0% Game: 29.4% REB%
F Throw % 1st Half: 7-11 63.6% 2nd Half: 5-9 55.6% Game: 60.0% 4

Score by Periods

	1st	2nd	Total
Valparaiso	34	36	70
Marquette	30	45	75

GAME #4
#23/23 Marquette 71, Northern Michigan 45
Monday, November 24, 2003 - Milwaukee
Al McGuire Court at the Bradley Center - 13,348

Northern Michigan 2-1

# Player Name	TOT-FG	3-PT	FT-FTA	REBOUNDS	TOT	PF	TP	A	TO	BLK	S	MIN
00 KUNIC, Milan	0-0	0-0	0-0	0	1	1	4	0	0	1	0	6
05 NOEL, David	2-5	0-1	2-2	0	0	5	6	4	1	0	4	17
10 HOLT, Marcus	0-2	0-0	1-4	0	0	0	4	1	5	5	1	26
23 VOLCI, Antonio	4-9	4-7	0-1	0	2	2	1	12	5	4	1	24
42 BELL, Billy	3-9	1-5	0-0	1	2	3	2	7	1	0	3	31
01 HOPKINS, Kiefer	0-1	0-1	0-0	0	0	0	0	0	0	1	0	7
05 WITTS, Steve	2-4	2-4	0-0	1	1	1	6	5	4	0	2	17
20 KIRBY, Justin	2-5	1-2	0-0	0	2	2	5	1	1	0	0	19
22 LEBLANC, Matt	2-4	1-5	2-2	1	1	2	1	7	0	1	0	13
34 JACKSON, Wendell	0-0	0-0	0-0	1	1	0	0	0	1	0	0	1
32 VOLCI, Ricky	6-13	2-4	0-1	2	5	7	4	14	5	2	1	33
44 KATZ, Lash	0-2	0-0	0-0	0	1	1	1	0	1	2	0	6
TEAM				1	1	2						
Totals	21-50	11-27	5-10	5	16	21	25	58	20	24	5	14

TOTAL FG% 1st Half: 8-25 32.0% 2nd Half: 13-25 52.0% Game: 42.0% DEADB
3-PT FG% 1st Half: 4-14 28.6% 2nd Half: 7-13 53.8% Game: 49.7% REB%



2003-04 BOX SCORES

GAME #5 #24/23 Marquette 71, #23/20 Notre Dame 58 Monday, December 1, 2003 - Milwaukee Al McGuire Court at the Bradley Center - 17,392

Notre Dame 2-1														
# Player Name	TOT-FG	3-PT	FT-FTA	OF	DE	TOT	PF	TP	A	TO	BLK	S	MIN	
01 THOMAS, Chris...	4-21	3-14	0-0	0	4	4	3	11	6	5	1	1	40	
02 QUINN, Chris...	2-19	1-7	0-0	1	0	1	1	5	2	0	0	1	38	
12 CORNETTE, Jordan...	1-6	0-4	0-0	0	4	10	5	2	0	2	1	0	30	
20 JONES, Brian...	5-8	1-2	3-4	3	1	4	1	14	3	4	0	1	33	
34 FRASCO, Brian...	6-14	0-1	11-13	3	6	9	4	23	0	1	1	2	40	
11 CORNETTE, Rick...	1-1	0-0	1-2	1	0	3	1	5	0	0	0	0	5	
15 ELLIS, Chris...	0-1	0-1	0-0	1	1	2	1	0	0	1	0	0	10	
43 CARTER, Russell...	0-0	0-0	0-0	0	0	0	0	0	0	0	0	0	0	
50 TIMMERMAN, Tom...	0-0	0-0	0-0	0	0	0	1	0	0	1	0	0	1	
TEAM				2	2	1								
Totals	19-61	5-29	15-20	19	16	35	20	58	11	14	3	5	200	

TOTAL FG%	1st Half: 7-29 24.1%	2nd Half: 12-32 37.5%	Game: 19.2%	DEAD
3-PT FG%	1st Half: 2-16 12.5%	2nd Half: 3-13 23.1%	Game: 17.2%	REBS
F Throw %	1st Half: 10-14 71.4%	2nd Half: 5-6 83.3%	Game: 75.0%	4.1

Marquette 5-0														
# Player Name	TOT-FG	3-PT	FT-FTA	OF	DE	TOT	PF	TP	A	TO	BLK	S	MIN	
05 MERRITT, Scott...	7-16	0-4	4-6	0	5	12	2	18	1	2	3	0	36	
20 NOKA, Steve...	6-9	5-7	4-5	0	5	5	3	21	1	0	0	5	30	
32 CHAPMAN, Joe...	0-1	0-0	0-1	0	5	5	2	0	0	1	0	2	21	
54 DENNER, Travis...	5-10	2-3	4-4	1	1	2	2	12	7	6	0	0	40	
40 SANDERS, Terry...	0-2	0-0	0-0	0	1	1	1	0	1	1	0	0	14	
01 TOWNSEND, Todd...	1-2	0-1	1-2	1	1	2	2	5	0	0	0	0	9	
10 BRADLEY, Aaron...	2-5	1-1	0-0	0	1	1	1	5	0	0	0	0	9	
30 MASON, Damien...	1-5	0-0	0-2	1	3	4	1	8	1	1	2	1	21	
35 JACKSON, Marcus...	2-5	0-0	0-0	1	2	3	5	4	0	1	0	1	20	
TEAM				2	1	4								
Totals	25-51	8-13	15-20	15	25	36	22	71	11	15	6	7	200	

TOTAL FG%	1st Half: 16-30 53.3%	2nd Half: 9-21 42.9%	Game: 49.0%	DEAD
3-PT FG%	1st Half: 5-10 50.0%	2nd Half: 3-7 42.9%	Game: 61.5%	REBS
F Throw %	1st Half: 6-8 75.0%	2nd Half: 7-12 58.3%	Game: 65.0%	5.1

Score by Periods	1st	2nd	Total
Notre Dame	26	32	58
Marquette	41	30	71

GAME #6 #24/23 Marquette 71, Grambling 55 Friday, December 5 2003 - Milwaukee Al McGuire Court at the Bradley Center - 14,255

Grambling State 1-4														
# Player Name	TOT-FG	3-PT	FT-FTA	OF	DE	TOT	PF	TP	A	TO	BLK	S	MIN	
03 HODGES, Paul...	5-16	2-6	1-2	1	5	6	4	13	1	4	2	1	35	
20 WILLIAMS, Anthony...	1-5	0-0	0-0	0	1	1	1	2	1	0	0	2	23	
25 HUGGINS, Larry...	1-5	0-0	0-0	1	2	3	4	11	0	3	1	0	29	
41 SEABRIGHT, Maurice...	1-4	0-1	0-2	3	5	8	4	2	8	5	0	5	38	
23 BROWN, Devon...	7-15	0-13	4-4	0	2	2	2	24	1	7	1	2	37	
22 LEWIS, James...	0-2	0-1	1-3	0	1	1	4	1	2	0	1	2	18	
32 ELLIS, Ron...	0-1	0-1	0-0	0	0	0	1	0	0	2	0	0	4	
52 HILL, Terry...	0-2	0-0	2-2	3	4	7	4	2	0	3	0	0	16	
TEAM														
Totals	18-49	11-26	8-15	8	18	26	20	55	13	18	5	10	200	

TOTAL FG%	1st Half: 8-25 32.0%	2nd Half: 10-24 41.7%	Game: 36.7%	DEAD
3-PT FG%	1st Half: 5-13 38.5%	2nd Half: 6-13 46.2%	Game: 42.3%	REBS
F Throw %	1st Half: 3-6 50.0%	2nd Half: 5-7 71.4%	Game: 61.5%	2

Marquette 6-0														
# Player Name	TOT-FG	3-PT	FT-FTA	OF	DE	TOT	PF	TP	A	TO	BLK	S	MIN	
05 MERRITT, Scott...	4-6	1-4	5-4	2	3	5	2	12	3	2	0	1	29	
20 NOKA, Steve...	2-7	1-5	2-2	0	6	6	1	7	5	1	0	1	26	
40 SANDERS, Terry...	5-6	0-0	3-3	0	3	3	1	13	0	2	2	1	21	
32 CHAPMAN, Joe...	3-4	1-2	1-2	0	1	1	2	8	0	1	0	0	17	
54 DENNER, Travis...	5-10	3-5	0-0	2	3	5	3	13	7	0	0	3	30	
01 TOWNSEND, Todd...	1-5	0-2	0-0	2	1	3	1	2	5	3	0	0	18	
02 CHRISTIAN, Carlton...	0-0	0-0	0-0	0	1	1	2	0	2	1	0	0	7	
10 BRADLEY, Aaron...	5-8	2-4	2-2	1	1	2	1	10	0	0	0	0	16	
12 SICKTENS, Jure...	0-1	0-0	0-0	0	0	0	0	0	0	0	0	0	1	
21 DELL, Brandon...	0-0	0-0	0-0	0	1	1	0	0	0	2	0	0	5	
25 GILES, Tony...	0-0	0-0	0-0	0	0	0	1	0	0	0	0	0	2	
30 MASON, Damien...	1-4	0-0	2-4	2	2	4	0	4	1	2	0	1	11	
33 GRIMM, Chris...	0-0	0-0	0-0	1	0	1	0	0	0	1	0	0	5	
55 JACKSON, Marcus...	1-2	0-0	0-0	0	1	1	1	2	0	0	1	1	15	
42 FREUND, Andy...	0-0	0-0	0-0	0	0	0	0	0	0	0	0	0	1	
TEAM				1	1	2								
Totals	25-51	8-20	13-19	11	24	35	15	71	21	15	5	9	200	

TOTAL FG%	1st Half: 15-29 51.7%	2nd Half: 10-22 45.5%	Game: 49.0%	DEAD
3-PT FG%	1st Half: 4-13 30.8%	2nd Half: 4-7 57.1%	Game: 30.0%	REBS
F Throw %	1st Half: 8-13 61.5%	2nd Half: 5-6 83.3%	Game: 66.4%	5.2

Score by Periods	1st	2nd	Total
Grambling State	24	31	55
Marquette	42	29	71

GAME #7 #9/9 Arizona 85, #22/21 Marquette 75 Saturday, December 13 2003 - Tucson, Arizona McKale Center - 14,588

Marquette 6-1														
# Player Name	TOT-FG	3-PT	FT-FTA	OF	DE	TOT	PF	TP	A	TO	BLK	S	MIN	
20 NOKA, Steve...	7-12	6-30	1-1	0	2	2	4	21	2	3	0	0	34	
40 SANDERS, Terry...	5-7	0-1	2-2	2	2	4	3	8	2	3	1	0	27	
5 MERRITT, Scott...	4-9	0-1	2-2	4	1	5	5	10	1	3	0	0	26	
32 CHAPMAN, Joe...	4-8	1-4	0-0	1	5	6	2	9	2	0	0	2	25	
54 DENNER, Travis...	8-18	5-11	0-0	0	0	0	3	23	10	0	0	0	58	
1 Townsend, Todd...	0-4	0-1	2-2	1	1	2	1	2	0	1	0	0	11	
10 BRADLEY, Aaron...	0-4	0-1	0-0	1	0	1	1	0	0	0	0	0	6	
21 Dell, Brandon...	0-1	0-0	0-0	0	0	0	0	0	0	0	0	0	2	
30 MASON, Damien...	0-2	0-0	0-0	0	1	1	1	0	0	1	0	1	10	
35 JACKSON, Marcus...	1-4	0-0	2-3	1	2	3	1	4	0	0	0	0	19	
TEAM				4	2	6								
Totals	27-69	12-29	9-10	16	16	32	21	75	17	12	1	1	200	

TOTAL FG%	1st Half: 16-33 48.5%	2nd Half: 11-36 30.6%	Game: 39.1%	DEAD
3-PT FG%	1st Half: 7-15 46.7%	2nd Half: 5-14 35.7%	Game: 41.6%	REBS
F Throw %	1st Half: 2-5 40.0%	2nd Half: 7-7 100%	Game: 90.0%	0

Arizona 1-1														
# Player Name	TOT-FG	3-PT	FT-FTA	OF	DE	TOT	PF	TP	A	TO	BLK	S	MIN	
21 Adams, Herson...	7-11	4-7	4-5	2	0	8	0	11	3	1	0	0	32	
24 Reynolds, Andre...	5-7	1-1	4-5	2	0	8	0	11	1	1	1	2	38	
45 Frye, Channing...	5-10	0-0	1-2	5	8	13	2	11	1	1	1	2	34	
15 Sklar, Marinda...	3-4	0-1	1-4	0	4	4	3	8	4	0	0	0	29	
20 Sandness, Salim...	8-11	7-9	4-4	0	2	2	3	27	2	3	0	0	29	
11 Kross, Jason...	0-0	0-0	0-0	0	0	0	0	0	0	0	0	0	1	
12 Torres, Fil...	0-0	0-0	0-0	0	0	0	0	0	0	0	0	0	1	
15 Rodgers, Chris...	2-5	1-2	2-2	0	1	1	0	7	4	1	0	1	25	
14 Mulbach, Ben...	0-0	0-0	0-0	0	0	0	0	0	0	0	0	0	1	
30 Reese, Matt...	0-0	0-0	0-0	0	0	0	0	0	0	0	0	0	1	
5 O'Hara, Ryan...	0-0	0-0	0-0	0	0	0	1	0	0	0	0	0	1	
54 Wilson, Kirk...	0-1	0-0	0-1	0	0	1	0	1	0	0	0	1	1	
TEAM				3	5									
Totals	28-49	15-26	16-21	7	26	33	14	85	18	17	4	2	200	

TOTAL FG%	1st Half: 12-24 50.0%	2nd Half: 16-25 64.0%	Game: 57.1%	DEAD
3-PT FG%	1st Half: 6-10 60.0%	2nd Half: 7-10 70.0%	Game: 65.0%	REBS
F Throw %	1st Half: 5-6 83.3%	2nd Half: 11-15 73.3%	Game: 76.2%	3.1

Score by Periods	1st	2nd	Total
Marquette	41	34	75
Arizona	33	52	85

GAME #8 #23/23 Marquette 68, Canisius 65 Monday, December 15 2003 - Milwaukee Al McGuire Court at the Bradley Center - 12,266

Canisius 4-4														
# Player Name	TOT-FG	3-PT	FT-FTA	OF	DE	TOT	PF	TP	A	TO	BLK	S	MIN	
11 DORIS, Devon...	2-10	0-4	2-5	1	2	3	4	6	4	2	0	4	29	



2003-04 BOX SCORES

GAME #9
#22/18 Wisconsin 63, #22/23 Marquette 59
Saturday, December 20, 2003 - Madison, Wisconsin
Kohl Center - 17,142

# Player Name	TOT FG		3-PT		FT-FTA		REBOUNDS		TOT	PF	TP	A	TO	BLK	S	MIN
	FG-AGA	FG-AGA	FG-AGA	FG-AGA	FT-FTA	FT-FTA	OF	DE								
05 Merritt, Scott...	3-10	0-1	1-2	1	2	2	0	0	5	0	0	0	0	0	0	20
20 Norick, Steve...	4-11	2-4	2-2	5	2	5	4	12	1	0	0	0	0	0	0	19
40 Sanders, Terry...	1-1	0-0	0-0	1	3	4	8	2	0	0	0	0	0	0	0	19
52 Chapman, Joe...	3-6	1-2	0-1	1	3	4	1	7	0	2	0	1	20	1	0	20
14 Diener, Travis...	6-17	4-8	3-5	1	3	5	5	19	3	2	0	0	0	0	0	35
01 Townsend, Todd...	1-1	0-0	0-0	1	1	2	2	2	0	0	1	2	0	0	0	14
02 Christian, Carlton...	0-0	0-0	0-0	0	0	0	0	0	0	0	0	0	0	0	0	3
10 Bradley, Karen...	4-6	2-5	0-0	0	0	0	2	10	0	1	0	0	0	0	0	16
23 Gies, Tony...	0-0	0-0	0-0	0	0	0	1	0	0	0	0	0	0	0	0	2
30 Mason, Darnell...	0-0	0-0	0-0	0	0	0	2	0	0	0	0	0	0	0	0	15
33 Grooms, Chris...	0-0	0-0	0-0	0	0	0	2	0	0	0	0	0	0	0	0	7
35 Jackson, Marcus...	0-0	0-0	0-0	0	0	1	1	0	0	0	2	1	0	0	0	6
TEAM							3	1	4							
Totals	22-53	9-18	6-9	11	21	5	24	55	29	3	14	1	2	0	0	200

TOTAL FG% 1st Half: 15-25 60.0% 2nd Half: 9-9 100% Game: 41.5% DEADB
3-Pt. FG% 1st Half: 5-9 55.6% 2nd Half: 4-9 44.4% Game: 50.0% REBS
F Throw % 1st Half: 1-1 100% 2nd Half: 5-8 62.5% Game: 66.7% 1

# Player Name	TOT FG		3-PT		FT-FTA		REBOUNDS		TOT	PF	TP	A	TO	BLK	S	MIN
	FG-AGA	FG-AGA	FG-AGA	FG-AGA	FT-FTA	FT-FTA	OF	DE								
42 Tackett, Kandi...	5-10	0-5	2-1	2	4	6	10	2	0	0	0	1	1	0	0	31
54 Williams, Mike...	2-5	0-1	0-0	1	1	2	2	9	1	0	0	1	1	0	0	35
12 Wade, Ben...	2-5	0-1	2-2	1	1	2	2	6	1	2	0	0	0	0	0	29
24 Owens, Freddie...	2-7	0-2	3-4	1	1	2	2	7	1	0	0	0	0	0	0	35
34 Harris, David...	6-18	0-3	3-4	1	5	4	2	15	5	1	0	1	0	0	0	40
04 Nisbet, Ben...	0-0	0-0	0-0	1	0	1	0	0	0	0	0	0	0	0	0	2
15 Hanson, Clayton...	0-1	0-1	0-0	0	0	1	1	0	0	0	0	0	0	0	0	5
21 Holmberg, Andreas...	0-0	0-0	0-0	0	0	1	1	0	0	0	0	0	0	0	0	5
44 Morley, Zach...	2-4	1-3	0-0	2	5	7	1	9	3	2	1	0	0	0	0	24
TEAM							1	1	2							
Totals	20-51	1-12	22-32	13	22	55	12	64	11	7	2	4	0	0	0	200

TOTAL FG% 1st Half: 11-24 45.8% 2nd Half: 9-27 33.3% Game: 39.2% DEADB
3-Pt. FG% 1st Half: 1-4 25.0% 2nd Half: 0-4 0.0% Game: 8.3% REBS
F Throw % 1st Half: 0-12 75.0% 2nd Half: 13-20 65.0% Game: 68.8% 5

Score by Periods	1st	2nd	Total
Marquette	17	42	59
Wisconsin	51	63	

GAME #10
#24 Marquette 83, Florida A&M 63
Monday, December 22 2003 - Milwaukee
Al McGuire Court at the Bradley Center - 15,185

Florida A&M 1-8																
# Player Name	TOT FG		3-PT		FT-FTA		REBOUNDS		TOT PF	TP	A	TO	BLK	S	MIN	
	FG-AGA	FG-AGA	FG-AGA	FG-AGA	FT-FTA	FT-FTA	OF	DE								
1 WHITE, Moses	1-3	0-2	0-0	0	2	2	2	4	2	4	1	0	2	14		
15 WOODS, Terrance	7-10	6-16	0-0	0	0	4	5	1	20	2	0	0	1	26		
25 WOODS, Michael	2-5	0-3	0-0	0	0	0	0	3	9	0	0	0	0	24		
3 WILLIAMS, Demarcus	6-10	5-7	0-0	5	5	6	4	17	3	6	1	2	31			
31 ROSS, Richard	2-6	0-2	3-2	1	2	5	4	5	0	2	0	1	25			
11 TATE, Tony	2-6	0-1	2-2	0	1	1	2	6	6	2	0	0	26			
14 HENDERSON, Jerrell	0-1	0-0	0-0	0	0	0	1	0	1	1	0	0	8			
21 KELLY, Jonathan	3-5	1-1	2-2	2	1	3	2	9	4	2	0	1	18			
22 ZAMORE, Brian	6-1	0-0	0-0	0	1	1	4	0	1	1	0	0	14			
23 SAMS, Michael	0-0	0-0	0-0	0	0	0	0	0	0	0	0	0	3			
50 HARPER, Michael	0-3	0-1	0-0	0	1	1	1	0	0	1	0	0	11			
TEAM							2	4	5	1						
Totals	25-57	12-35	5-6	0	18	27	26	63	21	15	1	9	200			

TOTAL FG% 1st Half: 9-29 31.0% 2nd Half: 16-28 57.1% Game: 48.4% DEADB
3-Pt. FG% 1st Half: 7-17 41.2% 2nd Half: 7-16 43.8% Game: 36.4% REBS
F Throw % 1st Half: 1-2 50.0% 2nd Half: 4-4 100% Game: 83.3% 1

Marquette 8-2																
# Player Name	TOT FG	FG-PTG	3-PT	FT-FTA	REBOUNDS		TOT	PF	TP	A	TO	BLK	S	MIN		
	FG-PTG	FG-PTG			OF	DE										
20 MORA, Steve...	5-11	5-9	4-5	2-5	2	5	5	2	19	1	3	0	1	22		
32 CHAPMAN, Joe...	5-4	0-1	1-1	0-5	5	1	7	2	0	0	0	0	1	20		
14 DIENER, Travis...	4-10	0-4	5-7	0-5	5	1	14	9	1	0	2	0	2	31		
40 SANDERS, Terry...	0-2	0-1	0-5	2-5	5	1	4	0	5	1	1	0	1	22		
5 MURPHY, Scott...	2-4	0-0	5-6	1-4	5	1	9	1	4	0	0	0	0	27		
1 TOWNSEND, Todd...	2-2	2-2	0-0	0-5	0	5	5	0	6	0	4	0	0	9		
10 BRADLEY, Karen...	0-3	0-2	5-4	0-0	0	0	0	1	3	0	1	0	0	12		
12 SICHTEIN, Jarrell...	0-0	0-0	0-0	0-0	0	0	0	0	0	0	0	0	0	3		
2 CHRISTIAN, Carlton...	0-1	0-1	0-0	0-0	0	0	0	0	0	2	0	0	0	7		
21 BELL, Brandon...	0-1	0-1	4-5	0-0	0	0	2	4	0	1	0	0	0	7		
23 GIES, Tony...	0-0	0-0	0-0	0-0	0	0	0	0	0	0	0	0	0	3		
30 MASON, Darnell...	5-4	0-0	2-3	1-2	2	5	2	8	1	2	0	0	1	16		

TOTAL FG% 1st Half: 15-28 53.6% 2nd Half: 10-24 41.7% Game: 48.1% DEADB
3-Pt. FG% 1st Half: 7-14 50.0% 2nd Half: 1-6 16.7% Game: 40.0% REBS
F Throw % 1st Half: 10-12 83.3% 2nd Half: 15-21 71.4% Game: 75.5% 6,1

Score by Periods	1st	2nd	Total
Florida A&M	25	38	63
Marquette	47	36	83

GAME #11
#25/23 Marquette 77, Sacred Heart 72
Monday, December 29 2003 - Milwaukee
Al McGuire Court at the Bradley Center - 17,342

# Player Name	TOT FG		3-PT		FT-FTA		REBOUNDS		TOT	PF	TP	A	TO	BLK	S	MIN
	FG-AGA	FG-AGA	FG-AGA	FG-AGA	FT-FTA	FT-FTA	OF	DE								
10 SAMUELS, James...	1-8	1-1	1-2	1	5	4	2	8	6	2	0	1	32	0	0	32
22 JONES, Jason...	3-7	1-1	2-2	1	1	3	0	9	1	2	0	1	19	0	0	19
35 MADING, Mading...	0-1	0-0	0-0	1	2	2	1	0	0	0	0	0	0	0	0	17
20 BAILEY, Maurice...	5-15	5-8	5-9	2	2	2	1	18	3	2	0	0	39	0	0	39
4 WELLINGTON, Omar...	4-6	0-1	0-0	0	1	1	4	8	3	3	0	1	30	0	0	30
2 QUENNA, Mike...	0-2	0-1	0-0	0	1	1	3	18	3	3	0	2	10	0	0	10
21 FITE, Jarrell...	5-9	1-1	2-4	1	0	1	3	8	3	3	0	1	30	0	0	30
20 BENLEY, Josh...	0-0	0-0	0-0	0	0	0	1	3	14	1	1	0	10	0	0	10
45 STEVY, Zach...	1-1	0-0	0-0	0	0	0	0	0	0	0	0	0	0	0	0	3
34 TREIB, Mike...	5-6	0-0	3-5	2	2	4	1	2	1	1	0	0	6	0	0	6
TEAM							2	2	8	2	1	0	0	0	0	0
Totals	26-55	6-10	14-22	9	18	25	25	72	17	14	4	9	200	0	0	200

TOTAL FG% 1st Half: 14-25 56.0% 2nd Half: 12-30 40.0% Game: 47.4% DEADB
3-Pt. FG% 1st Half: 5-8 57.5% 2nd Half: 5-8 57.5% Game: 47.5% REBS
F Throw % 1st Half: 7-13 53.8% 2nd Half: 7-9 77.8% Game: 65.6% 4

# Player Name	FG-FTA	3-FTA	FT-FTA	OF	DE	TOT	PF	TP	A	TO	BLK	S	MIN
25 NIKULA, Steve...	3-10	2-5	4-4	1	5	0	1	12	5	1	0	0	33
40 SANDERS, Terry...	4-6	0-0	0-0	3	1	12	1	0	0	0	0	0	29
5 MURPHY, Scott...	1-4	1-1	2-3	1	2	5	2	5	0	5	0	2	29
32 CHAPMAN, Joe...	1-5	0-0	1-1	0	2	5	2	5	0	5	0	2	29
54 DIENER, Travis...	8-15	1-4	5-11	1	1	1	1	1	1	1	0	0	21
1 TOWNSEND, Todd...	1-1	0-0	1-2	1	0	1	1	22	6	2	0	1	21
2 CHRISTIAN, Garth...	0-2	0-1	0-0	1	1	3	1	1	1	1	0	0	15
21 BELL, Brandon...	1-1	0-0	0-0	0	0	2	1	1	1	1	1	0	15
30 MASOJA, Dominik...	2-7	0-0	0-0	1	0	0	0	2	0	0	0	0	5
33 GROMAN, Chris...	0-1	0-0	0-0	0	0	3	2	10	0	1	0	0	2
35 JACKSON, Marcus...	1-3	0-0	0-0	1	0	0	0	0	2	0	0	0	14
TEAM				1	3	0	0	0	0	0	0	0	3
Totals	27-53	4-11	19-21	22	11	1	1	2	0	1	0	0	17



GAME #13/CONFERENCE GAME #2
#23/22 Marquette 61, Saint Louis 59
Saturday, January 10, 2004 - Milwaukee
Al McGuire Court at the Bradley Center - 18,484

Saint Louis 8-5, 1-1

##	Player Name	TOT FG	FG-AGA	5-PT	FT-FTA	REBOUNDS	OF	DE	TOT	PF	TP	A	TO	BLK	S	MIN
30	OLAN, Josh...	7-14	0-0	0-0	2-2	4	2	14	1	1	0	1	28			
33	SLON, Chris...	2-3	0-1	0-1	1-1	8	2	1	2	1	2	1	18			
01	FREDRICK, Tom...	4-6	0-0	4-4	1-2	3	5	12	0	0	1	0	19			
04	FISHER, Josh...	1-5	0-2	2-4	0-2	2	1	4	4	3	0	2	26			
21	BREANT, Reggie...	9-20	5-12	2-2	1-1	2	2	25	2	4	1	1	34			
15	VOUGKOS, Ian...	0-0	0-0	0-0	0-1	1	0	0	0	0	0	0	1			
20	DREJA, Anthony...	0-1	0-1	0-0	0-0	5	1	0	2	1	0	0	22			
22	BENT, Philip...	0-0	0-0	0-0	0-0	0	0	0	0	0	0	0	1			
25	VARNER, Ross...	0-4	0-1	0-0	0-0	5	5	2	0	1	0	0	21			
TEAM						1	2									
Totals		23-55	5-18	8-11	4-25	31	15	59	12	11	4	8	200			

TOTAL FG% 1st Half: 15-28 46.4% 2nd Half: 10-25 40.0% Game: 45.4% DEADB
 3-PT FG% 1st Half: 2-7 28.6% 2nd Half: 1-11 9.1% Game: 27.8% REB%
 F Throw % 1st Half: 2-4 50.0% 2nd Half: 6-7 85.7% Game: 72.7% 1-2

Marquette 11-2, 2-0

##	Player Name	TOT FG	FG-AGA	5-PT	FT-FTA	REBOUNDS	OF	DE	TOT	PF	TP	A	TO	BLK	S	MIN
20	NOVAK, Steve...	2-6	1-5	1-2	0-2	2	1	4	0	0	0	0	25			
40	SANDERS, Terry...	5-7	0-0	2-2	3-4	4	2	12	1	2	2	0	53			
05	MERRETT, Scott...	5-10	0-0	1-5	0-4	4	1	11	1	1	2	1	29			
52	CHAPMAN, Joe...	2-5	1-2	0-0	1-0	1	1	5	1	0	0	0	14			
54	OGNER, Travis...	7-17	4-7	0-0	1-4	5	5	18	2	2	0	5	14			
01	TOWNSEND, Todd...	0-2	0-2	0-0	0-1	1	1	0	0	1	0	0	12			
02	CHRISTIAN, Carlton...	0-0	0-0	0-0	0-1	1	1	0	0	1	0	0	2			
10	BRENNAN, Karon...	0-1	0-0	0-0	0-0	0	2	0	0	1	0	0	11			
30	MASON, Damon...	2-6	0-0	5-6	3-5	8	1	9	2	2	0	2	26			
33	GIDMAN, Chris...	0-0	0-0	0-0	0-0	0	0	0	0	0	0	0	1			
55	JACKSON, Marcus...	0-1	0-0	0-0	0-0	0	2	0	0	0	0	1	0			
TEAM						3	3									
Totals		25-55	6-14	9-13	8-24	32	15	61	7	18	5	6	200			

TOTAL FG% 1st Half: 11-25 44.0% 2nd Half: 12-30 40.0% Game: 41.8% DEADB
 3-PT FG% 1st Half: 2-5 40.0% 2nd Half: 4-9 44.4% Game: 42.9% REB%
 F Throw % 1st Half: 2-2 100% 2nd Half: 7-11 63.6% Game: 69.2% 1-2

Score by Periods

Score by Period	1st	2nd	Total
Saint Louis.....	30	29	59
Marquette.....	26	35	61

GAME #14/CONFERENCE GAME #3
#10/7 Cincinnati 85, #21/21 Marquette 73
Wednesday, January 14, 2004
Al McGuire Court at the Bradley Center - 18,317

Cincinnati 12-0, 3-0

##	Player Name	TOT FG	FG-AGA	5-PT	FT-FTA	REBOUNDS	OF	DE	TOT	PF	TP	A	TO	BLK	S	MIN
21	WHITE, James...	1-7	0-1	1-2	3-4	1	4	4	3	3	4	1	2	21		
54	MARSHALL, Jason...	1-4	0-0	2-4	4-4	1	5	8	0	0	1	0	19			
42	JOHNSON, Karren...	4-5	0-0	3-4	3-5	6	3	11	2	0	1	1	25			
02	WILLIAMS, Field...	5-11	3-9	4-6	0-5	3	2	13	1	1	0	0	58			
05	WILLIAMS, Nick...	5-11	3-3	5-5	0-2	2	5	16	4	0	1	0	28			
01	MOORE, Chad...	0-1	0-1	0-0	0-1	1	1	0	0	2	0	1	5			
10	LUCAS, James...	0-0	0-0	0-2	0-1	1	2	0	0	1	0	1	6			
14	HICKS, Eric...	6-8	0-0	5-6	0-4	10	3	13	1	5	0	0	24			
15	ROBERTS, Tony...	5-11	2-7	6-9	0-2	2	1	18	1	1	0	1	25			
45	WHALEY, Robert...	2-3	0-0	1-2	0-1	1	3	5	0	0	0	0	10			
TEAM						1	1									
Totals		27-61	8-21	23-38	17-20	37	28	85	14	14	5	7	200			

TOTAL FG% 1st Half: 11-25 44.0% 2nd Half: 16-28 57.1% Game: 44.3% DEADB
 3-PT FG% 1st Half: 3-10 30.0% 2nd Half: 5-11 45.5% Game: 56.1% REB%
 F Throw % 1st Half: 9-15 60.0% 2nd Half: 14-23 60.9% Game: 60.5% 9-1

Marquette 11-3, 1-1

##	Player Name	TOT FG	FG-AGA	5-PT	FT-FTA	REBOUNDS	OF	DE	TOT	PF	TP	A	TO	BLK	S	MIN
20	NOVAK, Steve...	6-10	5-9	0-0	2-5	7	1	17	1	4	0	0	33			
40	SANDERS, Terry...	0-1	0-0	0-0	1-1	2	4	0	0	3	1	0	13			
05	MERRETT, Scott...	4-10	0-0	8-9	2-4	6	5	16	1	5	1	2	56			
32	CHAPMAN, Joe...	4-14	1-4	2-4	0-0	0	2	5	1	2	0	1	10			
54	OGNER, Travis...	4-11	4-7	7-8	0-2	2	4	19	9	5	0	0	36			
01	TOWNSEND, Todd...	1-5	0-5	0-0	0-1	1	4	2	1	0	0	0	22			
10	BRENNAN, Karon...	0-1	0-0	0-0	0-0	0	3	1	0	0	0	0	6			
30	MASON, Damon...	4-6	0-0	5-5	1-2	3	4	13	0	5	0	1	26			
33	GIDMAN, Chris...	0-0	0-0	0-0	0-1	1	2	0	0	0	0	0	7			
55	JACKSON, Marcus...	0-0	0-0	1-2	0-1	1	3	1	0	0	0	0	5			
TEAM						2	5									
Totals		20-48	10-23	23-28	8-20	28	31	73	13	23	2	4	20			

TOTAL FG% 1st Half: 9-22 40.9% 2nd Half: 11-26 42.3% Game: 41.7% DEADB
 3-PT FG% 1st Half: 5-7 71.4% 2nd Half: 7-16 43.8% Game: 45.5% REB%
 F Throw % 1st Half: 4-8 50.0% 2nd Half: 19-20 95.0% Game: 82.1% 4-5

Score by Periods

Score by Period	1st	2nd	Total
Cincinnati	34	51	85
Marquette	25	48	73

GAME #15/CONFERENCE GAME #4
Southern Miss 83, #21/21 Marquette 61
Friday, January 16, 2004 - Green Bay, Wisconsin
Resch Center - 8,181

Marquette 11-4, 2-2

##	Player Name	TOT FG	FG-AGA	5-PT	FT-FTA	REBOUNDS	OF	DE	TOT	PF	TP	A	TO	BLK	S	MIN
20	NOVAK, Steve...	0-1	0-0	0-0	1-1	5	5	0	0	1	0	0	22			
40	SANDERS, Terry...	0-1	0-0	0-0	1-1	4	1	0	1	0	0	0	13			
05	MERRETT, Scott...	8-14	0-0	0-1	1-5	4	2	16	0	1	1	1	30			
30	MASON, Damon...	7-10	1-1	2-4	1-2	3	4	17	1	1	1	0	11			
34	DIERKE, Travis...	5-16	4-8	2-2	0-2	2	2	16	6	1	0	2	26			
01	TOWNSEND, Todd...	0-2	0-1	2-2	0-1	1	1	2	1	1	0	1	11			
02	CHRISTIAN, Carlton...	1-1	0-0	0-0	0-0	0	2	2	1	1	1	1	8			
10	BRENNAN, Karon...	1-5	0-1	0-0	0-0	0	2	2	0	1	0	2	6			
21	BELL, Brandon...	0-0	0-0	0-0	0-0	0	0	0	0	0	0	0	1			
32	CHAPMAN, Joe...	2-5	1-1	1-1	1-1	2	2	6	0	2	1	0	10			
33	GIDMAN, Chris...	0-1	0-0	0-0	0-1	1	0	0	1	0	0	0	11			
55	JACKSON, Marcus...	0-0	0-0	0-0	0-1	4	3	9	0	2	0	2	21			
TEAM						1	1									
Totals		23-58	6-16	7-10	6-20	26	25	61	11	12	4	9	200			

TOTAL FG% 1st Half: 11-28 39.3% 2nd Half: 12-30 40.0% Game: 41.4% DEADB
 3-PT FG% 1st Half: 1-7 14.3% 2nd Half: 5-9 55.6% Game: 37.5% REB%
 F Throw % 1st Half: 1-1 100% 2nd Half: 6-9 66.7% Game: 70.0% 1-1

Southern Miss 9-0, 3-0

##	Player Name	TOT FG	FG-AGA	5-PT	FT-FTA	REBOUNDS	OF	DE	TOT	PF	TP	A	TO	BLK	S	MIN
32	JOHNSON, Greg...	9-14	4-6	1-2	0-1	1	1	14	1	1	2	1	21			
34	SARTER, Clement...	1-6	1-3	4-4	2-2	1	4	2	3	0	0	0	16			
41	GADNER, Charles...	4-6	0-0	5-7	1-3	8	9	7	11	2	0	2	10			
01	HOWARD, David...	3-5	2-3	6-6	0-5	5	5	14	2	1	1	1	33			
05	STIGGERS, Dante...	0-1	0-1	1-2	3-3	0	5	2	9	2	0	0	25			
00	WISSE, Jason...	1-5	0-1	0-0	1-1	2	1	7	1	1	0	1	17			
10	DRAKE, Godfrey...	0-0	0-0	0-0	0-0	0	0	0	0	1	0	0	1			
11	PITTMAN, Ronald...	1-1	0-0	0-0	0-1	1	0	2	0	0	0	0	4			
15	RICHARDSON, Sam...	0-0	0-0	0-0	0-0	0	0	0	0	0	0	0	1			
20	SINGLETON, Jarekan...	0-0	0-0	5-8	0-1	1	2	5	0	1	0	0	6			
25	JOHNSON, Jasper...	0-7	1-2	0-0	2-2	4	0	13	0	0	0	0	16			
TEAM						1	1									
Totals		26-49	8-14	25-32	8-29	37	11	81	17	12	3	4	200			

TOTAL FG% 1st Half: 12-28 42.9% 2nd Half: 14-21 66.7% Game: 51.1% DEADB
 3-PT FG% 1st Half: 4-9 44.4% 2nd Half: 4-5 80.0% Game: 57.1% REB%
 F Throw % 1st Half: 1-4 25.0% 2nd Half: 22-28 78.6% Game: 71.9% 5-1

Score by Periods

Score by Periods	1st	2nd	Total
Marquette	24	37	61

GAME #16/CONFERENCE GAME #5
Charlotte 84, Marquette 76
Tuesday, January 20, 2004 - Charlotte, North Carolina
Halton Arena - 7,155

Marquette 11-5, 3-3

##	Player Name	TOT FG	FG-AGA	5-PT	FT-FTA	REBOUNDS	OF	DE	TOT	PF</
----	-------------	--------	--------	------	--------	----------	----	----	-----	------



GAME #17/CONFERENCE GAME #6
Marquette 70, DePaul 62
Saturday, January 24, 2004 - Milwaukee
Al McGuire Court at the Bradley Center - 18,645

DePaul 10-7, 3-3		TOTAL FG		3-PT		FT-FTA		REBOUNDS		TOTAL		PTS		MIN	
#	Player Name	FG	FGA	FG	FGA	FT	FTA	OF	DE	PF	TP	A	TO	BLK	S
05	Holland, Dakota...	3-11	0-2	1-5	0-2	2-2	0-0	2	0	7	0	0	0	1	34
45	Greer, Oquendo...	10-15	0-0	0-0	2-3	5-5	20-1	1	1	39					
44	Brantford, Marlon...	2-2	0-0	0-0	1-0	1	0	1	0	1	0	0	1	1	20
11	Majumder, Sam...	4-8	2-3	2-2	0-1	1-5	12-3	5	0	0	0	0	0	0	36
33	Dierker, Drake...	4-7	0-0	0-0	2-1	3-3	12-3	3	0	0	0	0	0	0	39
01	Smith, Tyler...	0-1	0-1	0-0	0-0	0-2	0-0	0	0	0	0	0	0	0	3
04	Seals, Lavar...	0-1	0-0	0-0	0-0	3-3	0-0	4	1	0	0	0	0	0	15
21	Harold, Marcus...	3-3	1-1	0-0	1-2	5-1	7-0	0	0	0	0	0	0	0	17
32	Thompson, Loren...	0-0	0-0	0-0	0-0	0-0	0-0	0	0	0	0	0	0	0	5
TEAM						1	2	3							
Totals		26-48	7-15	3-5	7-14	21	20	62	15	10	1	3	200		

TOTAL FG% 1st Half: 16-26 61.5% 2nd Half: 10-22 45.5% Game: 54.2% DEADB
 3-PT FG% 1st Half: 5-6 83.3% 2nd Half: 2-9 22.2% Game: 46.7% REBS
 F Throw % 1st Half: 0-0 0.0% 2nd Half: 3-5 60.0% Game: 60.0% 0.3

Marquette 12-5, 3-3		TOTAL FG		3-PT		FT-FTA		REBOUNDS		TOTAL		PTS		MIN	
#	Player Name	FG	FGA	FG	FGA	FT	FTA	OF	DE	PF	TP	A	TO	BLK	S
05	MERRITT, Scott...	4-9	0-0	4-5	5-9	9-2	12-0	2	1	1	35				
20	NOAK, Steve...	2-9	2-7	5-4	2-4	6-1	9-0	0	0	0	0	0	0	0	30
40	SANDERS, Terry...	2-4	0-0	4-4	1-1	1-5	8-2	0	0	1	29				
50	MASON, Dameron...	9-15	1-2	2-2	0-1	1-2	21-2	2	2	0	1	31			
34	DIERKER, Travis...	3-11	1-4	8-9	0-3	1-1	15-12	4	0	0	0	55			
01	TOWNSEND, Todd...	1-2	0-1	0-0	2-0	2-3	2-0	1	0	0	0	12			
02	CHRISTIAN, Carlton...	0-0	0-0	0-0	0-1	1-1	0-0	0	0	0	1	5			
10	BRADLEY, Aaron...	0-0	0-0	0-0	0-0	0-0	0-0	0	0	0	0	2			
32	CHAPMAN, Joe...	1-2	1-2	0-0	0-0	0-0	3-0	1	0	0	0	5			
15	GRIMM, Chris...	0-0	0-0	0-0	0-0	0-0	0-0	0	0	0	0	1			
55	JACKSON, Marcus...	0-0	0-0	0-0	0-0	1-1	0-0	0	0	0	0	15			
TEAM						1									
Totals		22-50	5-16	21-24	13-14	27	14	70	16	11	1	4	290		

TOTAL FG% 1st Half: 15-26 57.7% 2nd Half: 7-24 29.2% Game: 44.0% DEADB
 3-PT FG% 1st Half: 4-10 40.0% 2nd Half: 1-6 16.7% Game: 31.4% REBS
 F Throw % 1st Half: 2-4 50.0% 2nd Half: 19-21 90.5% Game: 87.5% 1.3

Score by Periods		1st	2nd	Total
DePaul		25	37	62
Marquette		36	34	70

GAME #19/CONFERENCE GAME #8
TCU 85, Marquette 70
Tuesday, February 3, 2004 - Milwaukee
Al McGuire Court at the Bradley Center - 15,424

TCU 11-1, 4-4		TOTAL FG		3-PT		FT-FTA		REBOUNDS		TOTAL		PTS		MIN	
#	Player Name	FG	FGA	FG	FGA	FT	FTA	OF	DE	PF	TP	A	TO	BLK	S
22	CHENEY, Chad...	6-9	0-0	1-2	1-1	2-3	13-1	2	0	1	28				
12	BRUNNEN, Ben...	0-0	0-0	0-0	2-4	0-0	0-0	0	0	0	0	0	0	0	31
1	SMITH, Nader...	6-8	0-1	4-6	0-5	3-2	10-5	1	0	0	30				
10	SHROPSHIRE, Marc...	7-15	6-11	0-0	0-2	2-2	20-1	3	0	0	35				
5	SANTER, Green...	4-9	2-3	6-6	0-3	3-3	16-6	3	0	0	27				
20	MARLEY, David...	0-0	0-0	0-0	0-0	0-0	0-0	0	0	0	0	0	0	0	1
21	GRITTS, Aaron...	5-7	3-4	2-2	0-3	3-0	15-1	0	0	0	18				
25	GRAN, Blake...	1-1	1-5	0-0	0-1	1-1	5-0	0	0	0	7				
35	VULSON, Gary...	0-0	0-0	2-2	1-2	3-1	2-0	0	0	0	2				
45	PERCE, Art...	0-1	0-1	0-0	0-1	1-0	0-0	0	0	0	0	8			
5	SEAN, Marcus...	0-0	0-0	0-0	0-0	0-0	0-0	0	0	0	0	4			
TEAM						2									
Totals		29-55	12-23	15-18	4-22	26	18	85	18	10	1	6	200		

TOTAL FG% 1st Half: 15-29 51.7% 2nd Half: 14-24 58.3% Game: 54.7% DEADB
 3-PT FG% 1st Half: 7-15 46.7% 2nd Half: 5-10 50.0% Game: 52.2% REBS
 F Throw % 1st Half: 6-7 85.7% 2nd Half: 9-11 81.8% Game: 83.8% 2

Marquette 13-6, 4-4		TOTAL FG		3-PT		FT-FTA		REBOUNDS		TOTAL		PTS		MIN	
#	Player Name	FG	FGA	FG	FGA	FT	FTA	OF	DE	PF	TP	A	TO	BLK	S
20	NOAK, Steve...	4-10	4-8	0-0	3-2	5-1	12-1	0	0	0	30				
40	SANDERS, Terry...	4-5	1-1	1-2	0-2	2-0	10-3	0	0	0	23				
5	MERRITT, Scott...	4-8	0-0	7-8	4-5	7-2	15-0	1	0	0	28				
50	MASON, Dameron...	7-10	2-2	2-6	2-6	8-4	16-2	4	0	0	30				
34	DIERKER, Travis...	5-14	1-7	6-7	0-1	1-1	17-8	6	0	0	38				
1	TOWNSEND, Todd...	1-3	0-1	0-0	1-2	5-0	2-1	0	0	0	10				
10	BRADLEY, Aaron...	1-4	1-2	0-0	0-0	0-0	3-0	0	0	0	14				
2	CHRISTIAN, Carlton...	0-0	0-0	0-0	0-0	0-0	0-0	0	0	0	1				
11	GRIMM, Brandon...	0-0	0-0	0-0	0-0	0-0	0-0	0	0	0	0	1			
32	CHAPMAN, Joe...	1-3	0-2	0-0	1-1	2-0	2-0	0	0	0	5				
35	GRIMM, Chris...	0-1	0-0	0-0	1-1	2-0	0-0	0	0	0	0	8			
55	JACKSON, Marcus...	0-0	0-0	0-0	1-0	1-2	0-0	0	0	0	0	11			
TEAM						1									
Totals		27-58	9-23	16-25	14-21	33	16	79	19	15	2	7	200		

TOTAL FG% 1st Half: 12-50 40.0% 2nd Half: 15-28 53.6% Game: 46.6% DEADB
 3-PT FG% 1st Half: 2-12 16.7% 2nd Half: 7-11 63.6% Game: 39.1% REBS
 F Throw % 1st Half: 7-12 58.3% 2nd Half: 9-11 81.8% Game: 69.6% 2


Score by Periods		1st	2nd	Total
TCU		42	43	85
Marquette		33	36	69

GAME #18/CONFERENCE GAME #7
Marquette 77, #4/4 Louisville 70
Saturday, January 31, 2004 - Louisville, Kentucky
Freedom Hall - 19,864

MARQUETTE 13-5, 4-3		TOTAL FG		3-PT		FT-FTA		REBOUNDS		TOTAL		PTS		MIN	
#	Player Name	FG	FGA	FG	FGA	FT	FTA	OF	DE	PF	TP	A	TO	BLK	S
20	NOAK, Steve...	9-16	8-13	4-4	0-0	8-2	30-1	2	0	0	37				
40	SANDERS, Terry...	2-3	0-0	0-0	1-2	3-5	4-1	1	0	0	14				
05	MERRITT, Scott...	5-12	0-0	6-6	2-6	8-5	16-3	6	0	1	37				
50	MASON, Dameron...	3-9	1-1	4-4	4-4	8-1	7-3	2	0	0	33				
34	DIERKER, Travis...	4-14	2-6	7-8	2-1	3-3	17-7	1	0	1	33				
01	TOWNSEND, Todd...	0-2	0-1	0-0	0-1	1-1	0-1	0	0	0	13				
10	BRADLEY, Aaron...	0-0	0-0	0-0	0-1	1-2	0-1	2	0	0	8				
32	CHAPMAN, Joe...	1-3	0-0	1-1	0-0	0-0	3-0	0	0	0	12				
55	JACKSON, Marcus...	0-1	0-0	0-0	1-1	2-4	0-0	0	0	0	13				
TEAM						1	2	5							
Totals		22-58	11-21	22-25	11-26	37	21	77	15	14	1	6	200		

TOTAL FG% 1st Half: 10-29 34.5% 2nd Half: 12-29 41.4% Game: 37.9% DEADB
 3-PT FG% 1st Half: 4-9 44.4% 2nd Half: 7-12 58.3% Game: 52.4% REBS
 F Throw % 1st Half: 6-8 75.0% 2nd Half: 16-17 94.1% Game: 88.0% 1

LOUISVILLE 16-2, 6-1																
#	PLAYER NAME	TOT FG	FG-PT	3-PT	FG-FTA	FT-FTA	REBOUNDS		TOT	PF	TP	A	TO	BLK	S	MIN
24	WHITEHEAD, Luke...	5-10	0-1	4-4	8-11	0-0	19	1	14	0	1	0	3	34		
14	BRANNON, Larry...	2-12	2-12	1-2	0-0	4-2	7	0	2	7	0	1	0	25		
01	DARTZ, Kendall...	2-6	0-2	6-6	1-0	1-1	10	1	1	10	1	1	1	21		
05	DEAN, Dajuan...	3-5	0-4	2-2	0-5	3-3	4	0	2	0	0	2	0	21		
52	GARCIA, Francisco...	5-15	2-6	8-10	5-2	7-2	20	4	8	1	2	33				
0	TINCH, Joshua...	0-0	0-0	0-0	0-0	0-0	0	0	0	0	0	0	0	0	0	
04	DAKITE, Nema...	1-2	0-0	0-0	1-0	1-1	2	0	0	0	0	0	5			
11	JENNINS, Brandon...	1-4	1-4	0-0	0-2	2-5	5	1	0	0	0	16				
13	MUHAMMAD, Sha...	2-5	0-2	2-4	1-1	2-5	6	2	1	0	2	22				
50	HANLEY, Nate...	0-2	0-2	0-0	1-2	3-0	0	0	0	0	0	6				
52	GEORGE, Obo...	2-3	0-1	0-1	2-1	5-2	4	0	0	0	1	0	21			
TEAM																
Totals		21-64	5-34	25-29	19-26	45	18	70	8	14	4	9	200			



2003-04 BOX SCORES

GAME #21/CONFERENCE GAME #10 Memphis 89, Marquette 71 Saturday, February 14, 2004 - Milwaukee Al McGuire Court at the Bradley Center - 18,120

Memphis 18-4, 9-2

# Player Name	TOT FG	3-PT	FT-FTA	REBOUNDS	TOT	PF	TP	A	TO	BLK	S	MIN
31 LOPEZ, Juan...	0-2	0-0	0-0	1	1	2	2	0	1	1	1	11
32 BARNES, Sean...	10-19	6-7	2-2	3	5	6	3	28	5	1	0	56
1 BUCIO, Antonio...	4-11	1-6	5-6	1	5	4	1	14	11	1	0	38
25 RIZ, Anthony...	5-10	5-9	2-2	1	0	1	1	17	1	2	0	52
5 HUNT, Jerome...	6-9	2-5	2-5	3	2	5	9	16	4	4	0	50
10 CANNY, Kealey...	5-12	2-8	0-1	4	2	6	9	12	0	0	1	21
11 EKWU, Duane...	1-5	0-0	0-0	5	10	15	5	2	1	2	2	28
45 DIARRA, Modibo...	0-0	0-0	0-0	1	0	1	1	0	0	0	1	2
55 BARCLAY, Arthur...	0-0	0-0	0-0	0	1	1	0	0	0	0	0	2
TEAM				3	3							
Totals	51-66	16-31	11-10	17	25	62	19	89	20	12	5	200

TOTAL FG% 1st Half 15-30 50.0% 2nd Half 16-36 44.4% Game: 47.0% DEADB
3-PT FG% 1st Half 10-18 55.6% 2nd Half 6-15 40.0% Game: 51.6% REBS
F Throw % 1st Half 9-4 0.0% 2nd Half 11-12 91.7% Game: 68.5% 2

Marquette 13-8, 4-6

# Player Name	TOT FG	3-PT	FT-FTA	REBOUNDS	TOT	PF	TP	A	TO	BLK	S	MIN
30 MASON, Damien...	5-11	0-1	5-5	1	8	9	5	13	2	5	0	27
35 JACKSON, Marcus...	1-2	0-0	0-0	1	1	2	1	2	0	0	1	22
5 MERRITT, Scott...	3-12	0-0	5-8	3	0	3	2	11	2	0	0	13
32 CHAPMAN, Joe...	0-2	0-2	1-2	0	2	2	2	1	0	0	0	13
54 DIENER, Travis...	4-11	2-5	5-6	0	1	1	2	15	4	4	0	37
1 TOWNSEND, Todd...	0-0	0-0	0-0	0	0	0	0	0	0	0	0	5
10 BRADLEY, Aaron...	1-2	0-1	0-0	0	0	0	0	2	0	0	0	9
2 CHRISTIAN, Carlton...	2-4	0-0	1-2	3	1	3	5	5	1	2	0	15
20 NOVAK, Steve...	5-7	4-6	2-2	1	2	5	5	10	1	1	0	21
21 BELL, Brandon...	0-0	0-0	0-0	0	0	0	0	0	0	0	0	1
33 GROMM, Chris...	0-1	0-0	1-2	1	0	1	0	1	0	1	0	5
40 SANDERS, Terry...	1-5	0-0	1-4	5	4	7	2	5	0	2	0	16
TEAM				1	1							
Totals	21-57	6-35	21-31	14	19	33	20	71	10	13	1	200

TOTAL FG% 1st Half 9-32 28.1% 2nd Half 12-25 52.0% Game: 39.6% DEADB
3-PT FG% 1st Half 2-7 28.6% 2nd Half 4-8 50.0% Game: 40.0% REBS
F Throw % 1st Half 8-14 57.1% 2nd Half 13-17 76.5% Game: 67.7% 6,2

Score by Periods

Memphis	40	49	89
Marquette	28	43	71

GAME #23/CONFERENCE GAME #12 Marquette 81, Tulane 69 Saturday, February 21, 2004 - Milwaukee Al McGuire Court at the Bradley Center - 16,417

Tulane 10-15, 3-9

# Player Name	TOT FG	3-PT	FT-FTA	REBOUNDS	TOT	PF	TP	A	TO	BLK	S	MIN
22 CASTINE, Kory...	0-0	0-0	0-0	0	1	1	0	0	1	1	0	5
45 TINSLEY, Wayne...	6-12	2-4	3-6	2	1	5	2	17	5	1	1	35
40 DAVIS, Quincy...	2-7	0-0	3-4	2	4	6	8	7	0	3	1	23
11 KATZER, Marcus...	1-6	0-2	0-0	1	1	4	5	2	4	3	0	23
5 MOORE, Chris...	5-6	1-4	0-0	0	0	0	3	9	0	0	0	17
20 FITZGERALD, Dan...	6-14	4-10	0-0	0	0	0	4	16	1	0	1	29
30 BENFIELD, Ben...	1-3	0-2	0-0	0	3	3	2	2	0	0	0	16
4 CAMPER, Vincent...	5-4	0-0	0-0	0	1	1	3	6	4	1	0	16
40 TATARNAS, Vitas...	5-6	0-1	0-0	1	3	3	2	8	0	1	0	15
44 BROWN, George...	2-3	0-0	0-1	2	0	2	2	4	0	0	0	8
TEAM				2	2							
Totals	27-99	9-25	6-10	10	20	50	24	69	15	11	4	200

TOTAL FG% 1st Half 17-27 63.0% 2nd Half 10-32 31.3% Game: 47.8% DEADB
3-PT FG% 1st Half 6-10 60.0% 2nd Half 3-15 20.0% Game: 30.0% REBS
F Throw % 1st Half 6-4 75.0% 2nd Half 6-6 100.0% Game: 60.0% 2

Marquette 14-9, 5-7

# Player Name	TOT FG	3-PT	FT-FTA	REBOUNDS	TOT	PF	TP	A	TO	BLK	S	MIN
20 NOVAK, Steve...	6-12	4-8	0-0	1	6	7	1	16	0	2	0	34
5 MERRITT, Scott...	0-3	0-0	2-4	2	0	2	1	2	0	1	0	13
40 SANDERS, Terry...	5-9	0-0	2-4	2	1	3	2	12	0	0	1	24
30 MASON, Damien...	5-12	1-2	5-6	3	4	7	0	10	2	1	0	25
14 DIENER, Travis...	8-15	4-7	8-8	1	6	7	1	28	1	0	5	34
1 TOWNSEND, Todd...	0-1	0-0	0-0	0	0	0	2	0	0	0	0	5
2 CHRISTIAN, Carlton...	1-3	0-0	1-2	0	2	2	1	3	2	1	0	21
21 BELL, Brandon...	0-0	0-0	0-0	0	0	0	1	4	2	0	0	6
32 CHAPMAN, Joe...	0-2	0-0	0-0	0	1	1	0	0	0	0	1	10
33 GROMM, Chris...	2-2	0-0	2-3	4	4	8	1	6	0	0	1	24
35 JACKSON, Marcus...	0-0	0-0	0-0	0	0	0	2	0	0	1	0	4
TEAM				3	3							
Totals	25-50	9-18	22-31	16	24	40	14	81	13	8	0	200

TOTAL FG% 1st Half 14-27 51.9% 2nd Half 11-32 34.4% Game: 42.6% DEADB
3-PT FG% 1st Half 6-11 54.5% 2nd Half 3-7 42.9% Game: 50.0% REBS
F Throw % 1st Half 6-8 75.0% 2nd Half 16-25 64.0% Game: 71.0%

Score by Periods

Tulane	43	26	69
Marquette	40	41	81

GAME #22/CONFERENCE GAME #11 Saint Louis 56 Marquette 54 Wednesday, February 18, 2004 - Saint Louis, Missouri Sawlis Center - 10,572

Marquette 13-8, 4-7

# Player Name	TOT FG	3-PT	FT-FTA	REBOUNDS	TOT	PF	TP	A	TO	BLK	S	MIN
30 MASON, Damien...	5-10	0-0	1-3	3	7	10	5	7	1	7	1	30
20 NOVAK, Steve...	2-11	1-8	0-0	0	4	4	2	5	0	0	0	31
40 SANDERS, Terry...	1-4	0-0	1-2	1	2	3	3	5	0	1	0	29
30 MASON, Damien...	1-4	0-0	2-4	2	5	7	1	4	0	4	1	21
54 DIENER, Travis...	8-15	3-5	7-7	0	6	6	4	26	3	1	0	54
01 TOWNSEND, Todd...	1-1	1-1	1-2	1	1	2	1	4	1	0	0	15
02 CHRISTIAN, Carlton...	1-2	0-1	0-0	0	0	0	2	2	1	1	0	16
21 BELL, Brandon...	1-1	1-1	0-0	0	0	0	1	3	0	0	0	6
32 CHAPMAN, Joe...	0-1	0-1	0-0	0	0	0	0	0	0	0	0	4
33 GROMM, Chris...	0-0	0-0	0-0	0	0	0	1	0	0	0	0	2
35 JACKSON, Marcus...	0-0	0-0	0-0	0	3	3	5	0	0	0	1	12
TEAM				1	2							
Totals	18-49	6-17	12-18	8	50	38	23	54	7	14	4	200

TOTAL FG% 1st Half 11-28 39.3% 2nd Half 7-21 33.3% Game: 36.7% DEADB
3-PT FG% 1st Half 3-9 33.3% 2nd Half 3-8 37.5% Game: 55.3% REBS
F Throw % 1st Half 4-8 50.0% 2nd Half 8-10 80.0% Game: 66.7% 3

Saint Louis Billikens 13-9, 6-5

# Player Name	TOT FG	3-PT	FT-FTA	REBOUNDS	TOT	PF	TP	A	TO	BLK	S	MIN
30 OHLSON, Josh...	3-6	0-0	5-6	0	2	2	4	11	1	2	0	32
33 BLAIR, Glen...	4-7	1-4	4-5	1	4	5	3	13	5	0	0	28
15 VOYVOCKAS, Ian...	0-3	0-0	2-2	4	0	4	1	2	1	0	0	14
04 FISHER, Josh...	5-9	0-5	3-3	0	7	7	3	9	5	1	0	34
21 BRYANT, Reggie...	4-18	1-7	0-1	0	1	1	3	9	1	4	1	26
01 FREDRICKS, Tom...	4-8	0-0	1-8	5	6	9	1	9	1	1	0	24
20 DREJAK, Anthony...	2-4	1-3	0-0	1	2	3	5	5	0	0	0	22
22 HUNT, Philip...	0-0	0-0	0-0	0	0	0	0	0	0	0	0	0
TEAM				3	4							
Totals	20-55	5-19	15-25	12	26	38	18	58	12	10	1	200

TOTAL FG% 1st Half 10-29 34.5% 2nd Half 10-26 38.5% Game: 36.4% DEADB
3-PT FG% 1st Half 2-10 20.0% 2nd Half 1-9 11.1% Game: 15.8% REBS
F Throw % 1st Half 3-8 37.5% 2nd Half 12-17 70.6% Game: 60.0% 3

Score by Periods

Marquette	29	25	54
Saint Louis Billikens	25	35	58

GAME #24/CONFERENCE GAME #13 Marquette 70, South Florida 63 Thursday, February 26, 2004 - Tampa, Florida Sun Dome - 4,712

Marquette 15-9, 6-7

# Player Name	TOT FG	3-PT	FT-FTA	REBOUNDS	TOT	PF	TP	A	TO	BLK	S	MIN
35 MERRITT, Scott...	6-15	0-0	5-8	8	7	15	2	17	1	4	1	30
20 NOVAK, Steve...	5-10	2-6	7-7	0	2	2	2	19	1	1	0	33
40 SANDERS, Terry...	0-0	0-0	1-1	1	1	2	5	1	1	1	0	15
30 MASON, Damien...	3-6	0-1	2-2	2	5	7	1	8	1	1	0	26
54 DIENER, Travis...	5-17	5-9	7-8	1	1	2	2	20	4	4	0	36
01 TOWNSEND, Todd...	0-0	0-0	0-0	1	1	2	2	0	0	1	0	9
02 CHRISTIAN, Carlton...	0-4	0-0	0-0	1	0	1	2	0	1	1	0	11
21 BELL, Brandon...	1-1	0-0	0-0	0	0	0	2	0	0	0	0	5
32 CHAPMAN, Joe...	0-1	0-1	0-0	1	0	1	0	0	0	1	0	2
33 GROMM, Chris...	0-1	0-0	3-4	4	4	8	5	5	0	2	0	22
35 JACKSON, Marcus...	0-1	0-0	0-0	1	1	2	4	0	1	0	0	15
TEAM				2	2							
Totals	20-54	5-17	25-33	22	24	46	23	70	10	16	1	200

TOTAL FG% 1st Half 15-31 48.4% 2nd Half 5-23 21.7% Game: 37.0% DEADB
3-PT FG% 1st Half 5-11 45.5% 2nd Half 0-6 0.0% Game: 29.4% REBS
F Throw % 1st Half 11-17 64.7% 2nd Half 14-16 87.5% Game: 75.8% 3

USF 7-17, 1-12

# Player Name	TOT FG	3-PT	FT-FTA	REBOUNDS	TOT	PF	TP	A	TO	BLK	S	MIN
02 GRAHAM, Brian.....	2-5	0-1	3-3	2	4	6	5	7	3	3	0	33
21 LEATHUR, Terrence.....	6-11	0-1	9-12	2	4	6	5	21	1	0	1	34
20 MERRIS, Gerrick.....	0-1	0-0	0-0	1	2	3	4	0	2	0	6	18
05 SWIFT, Brian.....	4-10	3-9	0-0	0	2	2	1	11	8	1	0	40
12 MOSLEY, Bradley.....	6-20	1-7	5-5	1	1	2	4	18	2	1	0	24
04 BIRMAN, Brandon.....	5-4	0-0	0-2	1	1	2	3	6	1	1	0	22
05 FLOWERS, Brandon.....	0-0	0-0	0-0	0	0	0	0	0	0	0	0	2
33 THARRA, Konimchi.....	0-0	0-0	0-0	0	0	0	0	0	0	0	0	1
TEAM.....			3	5	1							
Teads.....	21-49	4-18	17-22	7	17	24	22	63	17	13	8	200
TOTAL FG.....	1st Half: 11-26 42.3%	2nd Half: 10-23 43.5%	Game: 62.9% DEADB									
3-PT. FG.....	1st Half: 1-7 14.3%	2nd Half: 3-11 27.3%	Game: 22.9% 2BBS									
F Thess.....	1st Half: 6-11 54.5%	2nd Half: 11-11 100%	Game: 77.3%									
Score by Periods	1st 2nd Total											
Marquette.....	40 50 70											
USF.....	29 34 63											

GAME #25/CONFERENCE GAME #14

UAB 87, Marquette 69
Saturday, February 28, 2004 - Birmingham, Alabama
Bartow Arena - 7,132

Marquette 15-10, 6-8

##	Player Name	TOT-PTS	FG-PTG	3-PT	FT-FTA	REBOUNDS	OF	DE	TOT	PF	TP	A	TO	BLK	S	MIN
05	MEGRITT, Scott...	6-6	0-0	0-1	5-5	8	4	12	0	5	0	1	22			
20	NOVA, Steve...	2-9	2-7	2-2	1-3	4	2	8	1	2	0	1	10			
40	SAUNDERS, Terry...	5-7	0-0	0-0	5-5	9	1	10	2	1	0	0	50			
50	MASON, Damon...	4-5	0-0	0-0	1-1	5	0	8	0	5	0	0	27			
54	DIENER, Travis...	4-11	2-7	7-8	1-0	1	1	17	4	8	0	3	32			
01	TOWNSEND, Todd...	1-2	1-2	0-0	0-0	0	2	1	1	0	0	1	7			
02	CHRISTIAN, Carlton...	0-0	0-0	0-0	0-0	1	0	0	0	2	0	0	4			
10	BRADLEY, Kevin...	2-7	0-1	2-3	1-0	1	0	0	0	2	0	0	10			
21	BELL, Brandon...	1-3	0-1	0-1	0-0	0	0	0	0	1	0	0	10			
32	CHAPMAN, Joe...	1-3	0-1	0-0	1-1	2	1	2	0	0	0	0	8			
35	GRAMM, Chris...	0-0	0-0	0-2	1-0	1	0	0	0	2	0	0	15			
55	JACKSON, Marcus...	0-0	0-0	1-2	1-0	1	0	1	0	0	0	0	8			
62	FREUND, Andy...	0-0	0-0	0-0	0-0	0	0	0	0	0	0	0	1			
TEAM						2										
Totals		24-53	5-19	16-27	15-21	56	14	69	9	22	0	8	200			

TOTAL FG%

1st Half: 9-26 34.6% 2nd Half: 15-27 55.6%

Game: 45.5% DEARB

3-PT FG%

1st Half: 2-8 25.0% 2nd Half: 3-11 27.3%

Game: 26.3% REB%

F Throw %

1st Half: 8-11 72.7% 2nd Half: 8-16 50.0%

Game: 59.5% 4

UAB 17-8, 10-4

##	Player Name	TOT-PTS	FG-PTG	3-PT	FT-FTA	REBOUNDS	OF	DE	TOT	PF	TP	A	TO	BLK	S	MIN
04	MENDEL, Gabe...	2-7	0-0	2-2	1-1	2	3	0	1	1	1	1	21			
23	EDWARDS, Demario...	4-7	0-1	0-2	3-3	6	2	8	2	0	0	1	25			
52	BALL, Salvo...	4-9	2-4	2-2	1-5	6	2	12	1	1	0	2	27			
60	JOHNSON, Carlisle...	1-2	0-0	2-2	0-2	2	2	4	5	2	0	6	28			
10	FINLEY, Mike...	8-15	4-9	0-0	0-0	4	0	20	1	0	0	1	25			
01	TOLLORE, Douglas...	4-6	1-3	1-2	1-1	0	1	3	10	2	4	0	15			
02	TOLLORE, Robert...	4-7	0-1	1-1	0-0	0	1	8	0	0	0	0	13			
05	LEWIS, Marquese...	3-5	0-0	2-2	1-1	8	5	8	0	0	0	0	7			
05	CARROLL, DeAndre...	0-0	0-0	0-0	0-0	0	0	0	0	0	0	0	1			
15	LOBB, Lev...	0-0	0-0	0-0	0-0	0	0	0	0	0	0	0	1			
21	JOHNSON, Tony...	1-2	0-1	0-0	3-3	0	3	2	4	1	1	0	2			
25	LITTLE, Ernest...	0-1	0-0	1-2	0-0	0	0	0	1	0	1	0	2			
31	JONES, Richard...	1-1	0-0	0-0	1-1	1	2	0	2	0	1	0	0			
42	BROOKS, Derrick...	2-2	1-1	0-1	0-0	2	2	0	5	0	1	0	0			
44	THOMAS, Brandon...	0-2	0-0	0-0	0-0	1	1	2	0	1	0	0	1			
TEAM						2										
Totals		51-64	8-18	11-16	11-20	51	24	87	21	12	2	17	200			

TOTAL FG%

1st Half: 15-33 45.5% 2nd Half: 19-31 61.3%

Game: 53.1% DEARB

3-PT FG%

1st Half: 2-7 28.6% 2nd Half: 6-11 54.5%

Game: 44.4% REB%

F Throw %

1st Half: 2-2 100% 2nd Half: 9-16 56.3%

Game: 68.8% 9

Score by Periods

Marquette

UAB

1st 2nd Total

28 41 - 69

54 55 - 87

GAME #26/CONFERENCE GAME #15

Marquette 77, East Carolina 73
Wednesday, March 3, 2004 - Milwaukee
Al McGuire Court at the Bradley Center - 13,278

East Carolina 12-15, 4-11

##	Player Name	TOT-PTS	FG-PTG	3-PT	FT-FTA	REBOUNDS	OF	DE	TOT	PF	TP	A	TO	BLK	S	MIN
31	WILEY, Derrick...	4-14	2-5	5-6	2-3	5	1	15	0	2	0	1	56			
33	BING, Terrell...	4-6	1-1	1-2	4-4	8	3	10	0	2	1	0	30			
25	RUDEANE, Mike...	6-8	0-0	2-4	4-5	9	3	14	0	4	2	3	36			
34	COOK, Mike...	7-9	0-1	5-4	0-2	2	5	17	5	5	0	1	31			
5	ROBINSON, Frank...	0-1	0-1	0-0	0-0	1	1	3	0	1	0	0	8			
1	RYFERS, Rehon...	1-7	3-7	0-0	0-0	0	2	9	4	1	0	0	26			
10	MCNEIL, Japhet...	1-3	1-3	0-0	0-0	0	4	5	3	1	0	1	12			
15	MACKIN, Luke...	2-2	1-1	0-0	0-0	0	0	5	0	0	0	0	7			
25	ROUSE, Corey...	1-1	0-0	0-0	0-0	1	1	3	2	0	1	1	14			
TEAM						1										
Totals		28-51	8-17	9-16	10-17	27	25	73	12	15	6	5	200			

TOTAL FG%

1st Half: 12-25 48.0% 2nd Half: 16-26 61.5%

Game: 54.9% DEARB

3-PT FG%

1st Half: 2-9 22.2% 2nd Half: 6-8 75.0%

Game: 47.1% REB%

F Throw %

1st Half: 6-10 60.0% 2nd Half: 3-6 50.0%

Game: 56.3% 5

Marquette 16-10, 7-8

##	Player Name	TOT-PTS	FG-PTG	3-PT	FT-FTA	REBOUNDS	OF	DE	TOT	PF	TP	A	TO	BLK	S	MIN
20	NOVA, Steve...	5-10	0-0	0-0	5-5	9	2	14	1	0	0	0	31			
5	MEGRITT, Scott...	5-10	0-0	0-0	5-5	4	3	9	0	0	0	0	29			
50	MASON, Damon...	4-11	1-1	2-2	2-2	5	2	10	7	1	0	2	57			
54	DIENER, Travis...	8-16	4-8	10-11	1-2	0	1	0	0	1	0	1	4			
1	TOWNSEND, Todd...	0-0	0-0	0-0	0-0	0	1	0	0	0	0	0	7			
10	BRADLEY, Kevin...	2-4	2-3	0-0	0-0	1	1	0	6	1	0	0	7			
21	BELL, Brandon...	0-0	0-0	0-0	0-0	0	0	0	0	0	0	0	3			
32	CHAPMAN, Joe...	1-2	0-1	2-2	0-0	1	1	1	4	0	0	0	11			
35	GRAMM, Chris...	0-0	0-0	0-0	2-2	0	2	2	0	0	1	0	19			
55	JACKSON, Marcus...	1-1	0-0	1-2	2-0	2	1	3	1	0	0	0	8			
TEAM						2										
Totals		24-59	10-18	19-23	17-13	50	16	77	14	9	1	4	200			

TOTAL FG%

1st Half: 12-25 48.0% 2nd Half: 12-24 50.0%

Game: 40.7% DEARB

3-PT FG%

1st Half: 3-9 33.3% 2nd Half: 7-9 77.8%

Game: 41.7% REB%

F Throw %

1st Half: 4-7 57.1% 2nd Half: 15-16 93.8%

Game: 82.0% 5.2

Score by Periods

East Carolina

Marquette

1st 2nd Total

32 41 - 73

51 46 - 77

GAME #27/CONFERENCE GAME #16

Marquette 81, #25/24 Louisville 80
Saturday, March 6, 2004 - Milwaukee
Al McGuire Court at the Bradley Center - 17,508

Louisville 19-8, 9-7

##	Player Name	TOT-PTS	FG-PTG	3-PT	FT-FTA	REBOUNDS	OF	DE	TOT	PF	TP	A	TO	BLK	S	MIN
32	GARCIA, Francisco...	6-13	4-7	7-8	1-1	5	4	23	1	1	0	1	33			
52	GEORGE, Ous...	5-7	1-2	2-4	1-1	2	1	15	2	0	0	0	27			
1	DORTCH, Kendrick...	5-8	0-0	5-5	2-5	7	3	9	1	1	3	1	30			
15	MOHAMMED, Alhan...	4-6	1-2	2-4	0-0	0	5	11	5	4	0	1	27			
5	DEAN, Taguan...	5-7	3-4	5-4	1-1	2	2	16	1	2	0	0	25			
0	TIMM, Joshua...	0-0	0-0	0-0	0-0	0	1	9	0	0	0	0	1			
11	JAYSON, Brandon...	0-2	0-1	0-0	0-0	1	1	8	0	0	0	0	15			
12	GRANDI, Brad...	0-0	0-0	0-0	0-0	0	0	0	0	0	0	0	1			
25	WHEATHEAD, Luke...	2-4	0-0	1-1	0-0	1	1	5	1	1	0	0	17			
30	DAVIES, Nate...	0-2	0-2	1-2	0-0	0	1	1	0	0	0	0	4			
54	O'BRYEN, Larry...	1-3	0-1	0-1	0-2	2	2	2	1	1	0	0	1			
TEAM						2										
Totals		26-48	9-19	19-28	5-17	22	26	80	16	14	3	4	200			

TOTAL FG%

1st Half: 11-20 55.0% 2nd Half: 15-28 53.6%

Game: 54.2% DEARB

3-PT FG%

1st Half: 5-10 50.0% 2nd Half: 4-9 44.4%

Game: 47.4% REB%

F Throw %

1st Half: 9-12 75.0% 2nd Half: 10-10 100.0%

Game: 67.9% 6.3

Marquette 17-10, 8-8

##	Player Name	TOT-PTS	FG-PTG	3-PT	FT-FTA	REBOUNDS	OF	DE	TOT	PF	TP	A	TO	BLK	S	MIN
20	NOVA, Steve...	5-7	0-0	0-0	5-5	9	2	14	1	0	0	0	31			
40	SAUNDERS, Terry...	5-7	0-0	0-0	5-5	4	3	9	0	0	0	0	29			
5	MEGRITT, Scott...	5-5	0-0	0-0	1-1	5	6	9	6	2	2	0	21			
50	MASON, Damon...	5-9	0-0	4-6	1-2	5	1	14	2	2	0	0	21			
54	DIENER, Travis...	5-13	2-7	6-6	0-1	1	1	1	1	1	0	0	36			
1	HUMPHEND, Todd...	0-1	0-1	0-0	0-0	1	1	1	0	0	0	0	5			
20	BRADLEY, Karan...	0-0	0-0	1-2	0-0	0	0	0	1	0	0	0	0			
2	THRENTIN, Caroline	2-3	0-1	2-2	2-2	2	4	3	6	1	0	0	20			
31	BELL, Brandon...	0-1	0-1	0-2	0-0	0	0	0	2	1	0	0	5			
62	CHUMMAN, Jay...	1-2	0-1	0-1	1-1	0	1	2	3	2	5	3	12			
15	GRIMM, Chris...	1-2	0-0	0-0	1-1	0	1	1	2	0	0	0	13			
35	JACKSON, Marcos...	1-1	0-0	0-0	1-1	0	1	1	2	0	0	0	8			
TEAM						2	4	6				2				
Totals		26-54	0-17	23-29	12-18	30	24	81	17	13	0	5	209			



GAME #29/NIT First Round
Marquette 87, Toledo 72
Monday, March 15, 2004 - Milwaukee
Al McGuire Court at the Bradley Center - 5,634

Toledo 20-11

#	Player Name	TOT FG	5-PT	REBOUNDS		TOT PF	TP	A	TO	BLK	S	MIN			
		FG-FGA	FT-FTA	OF	DE										
44	THOMAS, Ricardo...	4-8	0-0	5-5	1	2	3	0	11	2	0	15			
43	SHELLABARGER, A.J.	2-4	0-0	0-2	1	0	1	3	4	0	1	0	16		
23	INGRAM, Justin...	5-7	1-3	0-0	1	1	5	3	7	4	1	0	33		
24	VILLEGAS, Sammy...	4-11	0-0	0-0	1	0	1	1	11	3	2	0	37		
54	TRIPLETT, Keith...	6-10	4-4	4-6	1	0	1	0	20	5	1	0	35		
15	PINSON, Allen...	1-3	0-2	0-0	0	1	1	3	2	1	0	18			
22	ALEXANDER, Phil...	0-1	0-1	0-0	0	0	0	0	0	0	0	0	1		
23	SHELTON, Chantier...	0-0	0-0	0-0	0	0	0	2	0	0	0	1	7		
31	HOWELL, Kevin...	0-1	0-0	0-0	1	0	1	0	0	0	0	0	1		
32	CLARKE, Antoin...	0-2	0-1	1-2	1	1	2	0	1	1	0	1	7		
4	BIRGER, Will...	1-1	0-0	1-1	0	1	1	0	3	0	0	1	1		
42	VALENZUELA, Florentino	8-7	0-0	5-3	2	2	0	1	15	0	0	0	25		
7	RUSSELL, Rashay...	0-1	0-0	0-0	0	0	0	1	0	1	0	0	6		
TEAM															
Totals		26-46	8-25	12-19	12	13	25	14	72	15	7	2	9	200	
TOTAL FG%		1st Half: 15-32 46.9%				2nd Half: 11-32 34.4%				Game: 40.6%				DEAUB	
3-PT FG%		1st Half: 6-14 42.9%				2nd Half: 2-11 18.2%				Game: 52.0%				REBS	
FT FTR%		1st Half: 7-7 100%				2nd Half: 7-12 58.3%				Game: 65.2%				2.1	

TOTAL FG% 1st Half: 15-32 46.9% 2nd Half: 11-32 34.4%
 3-Pt. FG% 1st Half: 6-14 42.9% 2nd Half: 2-11 18.2%
 F Throw % 1st Half: 5-7 71.4% 2nd Half: 7-12 58.3%

Marquette 18-11

#	Player Name	TOT FG	5-PT	REBOUNDS		TOT PF	TP	A	TO	BLK	S	MIN		
		FG-FGA	FT-FTA	OF	DE									
33	JACKSON, Marcus	1-3	0-0	1-2	5	3	6	1	3	0	0	18		
40	SANDERS, Terry	4-4	0-0	0-0	1	4	5	2	8	2	1	14		
20	MOVAK, Steve	6-11	5-9	0-0	0	2	2	1	17	1	1	50		
50	MASON, Darnell	5-10	1-2	0-0	2	5	5	2	11	4	4	0	28	
34	DENIER, Travis	8-15	2-4	5-5	0	7	7	4	21	12	1	0	19	
1	TOWNSEND, Todd	0-0	0-0	0-0	0	1	1	1	0	0	0	0	2	
10	BRADLEY, Kevin	0-0	0-0	0-0	0	0	0	0	0	0	1	0	2	
12	SPICHTING, Jared	0-0	0-0	0-0	0	0	0	0	0	0	1	0	2	
2	CHRISTIAN, Carlton	0-0	0-0	0-0	0	1	1	0	0	0	0	0	1	
21	BELL, Brandon	0-1	0-0	0-0	0	0	0	1	0	0	2	0	1	6
32	GRUBBS, Tony	0-1	0-0	0-0	0	0	0	0	0	0	0	0	2	
32	CHAPMAN, Joe	4-6	3-4	2-2	0	3	5	4	13	1	0	0	22	
33	GRIMM, Chris	3-5	0-0	2-2	3	0	2	1	8	0	2	0	16	
42	FREUND, Asht	0-0	0-0	0-0	0	1	1	0	0	0	0	0	2	
5	MERRITT, Scott	2-3	0-0	2-2	5	5	10	1	0	4	2	1	0	26
TEAM														
Totals		53-99	11-19	10-11	13	50	43	18	87	24	15	2	4	200

TOTAL FG% 1st Half: 17-31 54.8% 2nd Half: 16-28 57.1%
 3-Pt. FG% 1st Half: 6-10 60.0% 2nd Half: 5-9 55.6%
 F Throw % 1st Half: 5-6 83.3% 2nd Half: 5-5 100%

Score by Periods

1st	2nd	Total
Toledo	41	72
Marquette	45	87

GAME #30/NIT Second Round
Marquette 66, Boise State 53
Tuesday, March 23, 2004 - Milwaukee
Al McGuire Court at the Bradley Center - 11,386

Boise State 25-10

# Player Name	TOT FG	5-PT	REBOUNDS			TOT PF	TP	A	TO	BLK	S	MIN	
	FG-FA	FG-FA	FT-FTA	OF	DE								
15 HUBBINS, Aaron	9-15	0-1	5-6	2	0	8	4	21	1	2	1	0	34
45 ELLIS, Jason	3-7	0-0	0-0	2	5	5	3	6	1	5	1	0	33
1 DEFARES, Bryan	4-15	0-1	0-3	4	3	7	2	8	5	3	0	1	36
4 SMIFTER, Joe	1-1	0-0	0-0	2	2	4	1	2	0	3	1	0	22
5 KARI, Gabe	2-4	0-2	0-0	1	2	3	5	5	4	1	2	0	21
20 NABORS, Booker	1-4	0-3	0-0	0	0	0	1	2	1	0	0	0	9
21 BLAKESBERRY, Jermaine	5-7	1-4	0-0	2	0	2	2	7	1	1	0	4	24
3 LANE, Eric	1-4	1-4	0-0	0	0	0	1	3	2	0	0	0	14
35 HUBBIS, Franco	0-1	0-1	0-1	0	1	1	0	0	0	0	0	1	7
TEAM													
Totals	24-58	2-16	5-10	15	18	33	19	53	12	16	3	6	200
TOTAL FG%	1st Half: 11-26 42.3%	2nd Half: 13-30 43.5%	Game: 41.4% DEADB										
3-PT FG%	1st Half: 0-7 0.0%	2nd Half: 2-9 22.2%	Game: 12.5% RTGS										
F Throw %	1st Half: 1-2 50.0%	2nd Half: 2-8 25.0%	Game: 30.0% 1,2										

TOTAL FG% 1st Half: 11-28 39.3% 2nd Half: 13-30 43.3%
 3-Pt. FG% 1st Half: 0-7 0.0% 2nd Half: 2-9 22.2%
 F Throw % 1st Half: 1-2 50.0% 2nd Half: 2-8 25.0%

Marquette 19-11

# Player Name	TOT FG	5-PT	REBOUNDS				TOT PF	TP	A	TO	BLK	S	MIN
	FG-FGA	FT-FTA	OF	DE									
20 MOVAK, Steve...	4-8	5-5	0-0	2	5	7	5	11	1	3	2	1	31
40 SANDERS, Terry...	2-4	0-0	4-5	3	1	4	2	8	2	1	0	1	25
5 MERRITT, Scott...	4-7	0-0	3-4	2	8	10	2	11	0	4	2	4	25
50 MASON, Darnell...	5-9	1-1	7-9	0	5	5	3	14	2	1	0	0	24
34 DENIER, Travis...	4-14	2-7	5-5	1	1	2	2	15	7	4	0	1	36
1 TOWNSEND, Todd...	2-3	1-2	0-0	0	0	1	1	5	0	0	0	0	8
10 BRADLEY, Kevin...	0-0	0-0	0-0	0	0	0	1	0	0	1	0	0	2
2 CHRISTIAN, Carlton...	0-0	0-0	0-0	0	0	0	0	0	0	0	0	0	2
21 BELL, Brandon...	0-1	0-0	0-0	0	1	1	0	0	1	0	0	0	5
32 CHAPMAN, Joe...	1-5	0-2	0-0	1	0	1	1	2	0	0	0	1	15
33 GRIMM, Chris...	0-0	0-0	0-0	0	2	2	1	0	0	0	0	0	12
35 JACKSON, Marcus...	0-2	0-0	0-0	2	2	4	0	0	0	0	0	0	17
TEAM													
Totals	20-53	7-17	19-23	14	25	59	16	66	13	16	4	8	200
TOTAL FG% 1st Half 8-28 28.6% 2nd Half 12-33 36.0% Game 37.7% DEADB													
5-PT FG% 1st Half 4-12 33.3% 2nd Half 5-5 60.0% Game 41.2% REBS													
F Throw % 1st Half 3-7 42.9% 2nd Half 16-19 84.2% Game 82.6% 3													

TOTAL FG% 1st Half: 8-28 28.6% 2nd Half: 12-25 48.0%
 3-Pt. FG% 1st Half: 4-12 33.3% 2nd Half: 3-5 60.0%
 F Throw % 1st Half: 3-4 75.0% 2nd Half: 16-19 84.2%

Score by Periods

1st	2nd	Total
Boise State	23	53
Marquette	23	66

GAME #31/NIT Quarterfinals
Iowa State 77, Marquette 69
Tuesday, March 23, 2004 - Milwaukee
Hilton Coliseum - 14,092

Marquette 19-12

#	Player Name	TOT FG-FG-A	5-PT	REBOUNDS	FT-FTA	OF	DE	HT	PF	TP	A	TO	BLK	S	MIN
20	MOVAK, Steve	2-9	1-6	2-2	0	5		5	5	7	1	0	0	2	29
30	MASON, Darnell	4-12	0-1	4-6	2	1		5	2	12	0	2	0	1	26
34	DENIER, Travis	5-10	5-7	4-6	0	3		3	4	17	4	1	0	2	24
40	SANDERS, Terry	2-4	0-0	0-0	2	5		7	4	8	2	1	2	0	29
4	Merritt, Scott	1-4	0-0	0-0	1	2		3	4	2	1	1	1	1	18
1	Townsend, Todd	0-0	0-0	1-2	1	1		2	2	1	0	0	0	0	7
10	BRADLEY, Kevin	1-2	0-0	0-0	2	0		2	1	2	0	0	0	0	1
21	BELL, Brandon	3-8	3-6	0-0	0	1		1	2	9	1	2	0	0	16
32	CHAPMAN, Joe	5-10	2-7	1-3	2	0		2	2	13	1	3	0	1	20
33	GRIMM, Chris	1-2	0-0	0-0	5	0		5	5	2	4	1	0	0	13
35	JACKSON, Marcus	0-0	0-0	0-2	0	0		0	1	0	0	1	2	1	17
	TEAM					1		5			1				
	Totals	24-61	9-27	12-21	14	20		34	28	69	10	16	5	8	200

TOTAL FG% 1st Half: 13-33 39.3% 2nd Half: 15-28 53.6%
 3-Pt. FG% 1st Half: 8-14 57.1% 2nd Half: 5-13 38.5%
 F Throw % 1st Half: 2-6 33.3% 2nd Half: 10-15 66.7%

Iowa State 26-12

# Player Name	TOT FG	5-PT	REBOUNDS		TOT PF	TP	A	TO	BLK	S	MIN			
	FG-FGA	FT-FTA	OF	DE										
0 Sullivan, Jake	4-7	1-4	11	12	0	2	2	1	22	3	2	0	0	17
1 Stinson, Curtis	7-14	0-1	6-9	4	7	11	0	20	2	2	0	0	0	37
11 Blalock, Will	2-4	0-1	0-2	0	7	7	4	4	5	0	1	1	1	32
6 Vroman, Jackson	5-9	0-0	4-12	3	9	12	2	14	1	4	1	2	1	35
3 Neal, John	1-4	0-0	0-0	0	1	1	5	2	0	0	0	0	0	20
22 Staple, Darnell	2-6	0-0	2-2	5	5	6	5	6	0	1	1	1	1	20
3 Neal, John	0-0	0-0	0-0	0	0	0	0	0	0	0	0	0	0	2
41 George, Reggie	0-0	0-0	0-0	0	0	0	0	0	0	1	0	0	0	2
42 Pries, Justin	0-0	0-0	0-0	0	0	0	0	0	0	0	0	0	0	1
50 Jefferson, Marcus	4-7	0-0	1-1	2	0	2	3	9	0	2	0	0	0	13
54 Shoglund, Andrew	0-0	0-0	0-0	0	0	0	0	0	0	0	0	0	0	1
TEAM				1	1									
Totals:	25-51	4-6	24-35	13	20	42	18	77	13	17	2	4	200	

TOTAL FG% 1st Half: 10-26 38.5% 2nd Half: 15-25 60.0%
 3-Pt. FG% 1st Half: 1-2 50.0% 2nd Half: 2-4 50.0%
 F Throw % 1st Half: 15-17 88.2% 2nd Half: 11-21 52.4%

Score by Periods

1st	2nd	Total
Marquette	28	69
Iowa State	34	77

2003-04 RESULTS/HONORS

CONFERENCE USA STANDINGS

	Overall	C-USA
% DePaul	12-4	22-10
% Memphis	12-4	22-8
% # Cincinnati	12-4	25-7
% UAB	12-4	22-10
% Charlotte	12-4	21-9
Louisville	9-7	20-10
Saint Louis	9-7	19-13
Marquette	8-8	19-12
TCU	7-9	12-17
Southern Miss	6-10	13-15
East Carolina	5-11	13-14
Tulane	4-12	11-17
Houston	3-13	9-18
USF	1-15	7-20

% C-USA REGULAR-SEASON CHAMPIONS
C-USA TOURNAMENT CHAMPIONS

RAY MEYER COACH OF THE YEAR

Mike Anderson, UAB

ALL-CONFERENCE USA FIRST TEAM

Travis Diener, Marquette
Sean Banks, Memphis
Antonio Burks, Memphis
Francisco Garcia, Louisville
Curtis Withers, Charlotte

ALL-CONFERENCE USA SECOND TEAM

Andre Brown, DePaul
Reggie Bryant, Saint Louis
Charles Gaines, Southern Miss
Delonte Holland, DePaul
Jason Maxiell, Cincinnati

ALL-CONFERENCE USA THIRD TEAM

Tony Bobbitt, Cincinnati
Mo Finley, UAB
Terrence Leather, USF
Cory Santee, TCU
Luke Whitehead, Louisville

ALL-CONFERENCE USA FRESHMAN TEAM

Dameon Mason, Marquette
Sean Banks, Memphis
Mike Cook, East Carolina
Martin Iti, Charlotte
Sammy Mejia, DePaul

PLAYER OF THE YEAR

Antonio Burks, Memphis

DEFENSIVE PLAYER OF THE YEAR

Eddie Basden, Charlotte

SIXTH PLAYER OF THE YEAR

Tony Bobbitt, Cincinnati

FRESHMAN OF THE YEAR

Sean Banks, Memphis

KELLY TIRES C-USA CHAMPIONSHIP ALL-TOURNAMENT TEAM

Francisco Garcia, Louisville
Delonte Holland, DePaul
Quemont Greer, DePaul
Tony Bobbitt, Cincinnati
Jason Maxiell, Cincinnati

KELLY TIRES C-USA CHAMPIONSHIP MVP

Tony Bobbitt, Cincinnati

CONFERENCE USA PLAYERS OF THE WEEK

Nov. 24	Travis Diener, Marquette
Dec. 1	Brendan Plavich, Charlotte
Dec. 8	Mo Finley, UAB
Dec. 15	Francisco Garcia, Louisville
Dec. 22	Charles Gaines, Southern Miss
Dec. 29	Andre Ownes, Houston Antonio Burks, Memphis

CONFERENCE USA PLAYERS OF THE WEEK

Jan. 5	Curtis Withers, Charlotte
Jan. 12	Demon Brown, Charlotte
Jan. 19	Drake Diener, DePaul
Jan. 25	Francisco Garcia, Louisville
Feb. 2	Curtis Withers, Charlotte Steve Novak, Louisville
Feb. 9	Andre Brown, DePaul
Feb. 16	Tony Bobbitt, Cincinnati Antonio Burks, Memphis
Feb. 21	Erroyl Bing, East Carolina
Mar. 1	James White, Cincinnati Andre Brown, DePaul
Mar. 8	Drake Diener, DePaul

2004 KELLY TIRES C-USA CHAMPIONSHIP - CINCINNATI, OHIO

First Round -

- (5) Charlotte 78, (12) Tulane 48
(9) TCU 64, (8) Marquette 62
(6) Louisville 61, (11) East Carolina 54
(7) Saint Louis 52, (10) Southern Miss 46

Quarterfinals -

- (4) UAB 77, (5) Charlotte 66
(1) DePaul 89, (9) TCU 65
(3) Cincinnati 64, (6) Louisville 62
(7) Saint Louis 72, (2) Memphis 61

Semifinals -

- (1) DePaul 75, (4) UAB 74 (OT)
(3) Cincinnati 66, (7) Saint Louis 46

Finals -

- (3) Cincinnati 55, (1) DePaul 50

CONFERENCE USA IN THE 2004 POSTSEASON NCAA Championship

First Round -

- (8) Texas Tech 76, (9) Charlotte 73
NCAA East Region
(7) DePaul 76, (10) Dayton 69 (2 OT)
NCAA West Region
(7) Memphis 59, (10) South Carolina 43
NCAA East Region
(4) Cincinnati 80, (13) E. Tennessee St. 77
NCAA South Region
(9) UAB 102, (8) Washington 100
NCAA Midwest Region
(7) Xavier 80, (10) Louisville 70
NCAA South Region

Second Round -

- (2) Connecticut 72, (7) DePaul 55
NCAA West Region
(9) UAB 76, (1) Kentucky 75
NCAA Midwest Region
(5) Illinois 92, (4) Cincinnati 68
NCAA South Region

REGIONAL SEMIFINALS

- (4) Kansas 100, (9) UAB 74
NCAA St. Louis Regional

CONFERENCE USA IN THE NIT

First Round -

- Marquette 87, Toledo 72
Saint Louis 70, Iowa 69

Second Round -

- Marquette 66, Boise State 53
Notre Dame 77, Saint Louis 66

Quarterfinals -

- Iowa State 77, Marquette 69

2003-04 C-USA TEAM STATISTICS

SCORING OFFENSE

	G	W/L	Pts.	Avg.
1. Charlotte	30	31-9	2374	79.1
2. Cincinnati	32	28-7	2455	76.7
3. UAB	32	22-10	2414	75.4
4. Louisville	30	20-10	2195	73.2
5. Memphis	30	22-8	2172	72.4
6. Marquette	31	19-12	2207	71.2
7. East Carolina	27	13-14	1995	70.6
8. DePaul	32	22-10	2257	70.5
9. TCU	29	12-17	1941	66.9
10. Tulane	28	11-17	1830	65.4
11. Southern Miss	28	13-15	1817	64.9
12. Saint Louis	32	19-13	2005	62.7
13. USF	27	7-20	1654	61.3
14. Houston	27	9-18	1592	59.0

SCORING DEFENSE

	G	Pts.	Avg.
1. Saint Louis	32	1518	59.9
2. Louisville	30	1846	61.5
3. Cincinnati	32	2056	64.2
4. Houston	27	1745	64.6
5. Memphis	30	1859	65.3
6. East Carolina	27	1786	66.1
7. DePaul	32	2171	67.8
8. Southern Miss	28	1912	68.3
9. USF	27	1849	68.5
10. Marquette	31	2124	68.5
11. UAB	32	2218	69.3
12. Tulane	28	1947	69.5
13. TCU	29	2045	70.5
14. Charlotte	30	2148	71.6

SCORING MARGIN

	G	Off	Def	Margin
1. Cincinnati	32	76.7	54.2	+12.6
2. Louisville	30	73.2	61.5	+11.6
3. Charlotte	30	79.1	71.6	+7.5
4. Memphis	30	72.4	65.3	+7.1
5. UAB	32	75.4	69.3	+6.1
6. East Carolina	27	70.6	66.1	+4.4
7. Saint Louis	32	62.7	59.9	+2.7
8. DePaul	32	70.5	67.8	+2.7
9. Marquette	31	71.2	68.5	+2.7
10. Southern Miss	28	64.9	68.3	-3.4
11. TCU	29	68.9	70.5	-3.6
12. Tulane	28	65.4	69.5	-4.2
13. Houston	27	59.0	64.6	-5.7
14. USF	27	61.3	68.5	-7.2

REBOUNDING

	G	Reb.	Avg.
1. Memphis	30	1203	40.1
2. TCU	28	1073	38.3
3. Louisville	32	1220	38.1
4. South Florida	29	1105	38.1
5. East Carolina	27	1028	38.1
6. Charlotte	29	1099	37.9
7. Southern Miss	29	1095	37.8
8. Houston	28	1054	37.6
9. DePaul	29	1075	37.1
10. Marquette	33	1208	36.6
11. Cincinnati	29	1030	35.5
12. Tulane	31	1050	35.2
13. UAB	34	1189	35.0
14. Saint Louis	30	909	30.3

REBOUNDING MARGIN

	G	Team	Avg.	Margin
1. East Carolina	27	1073	39.7	+5.1
2. Charlotte	30	1220	40.7	+4.5
3. DePaul	32	1159	36.2	+4.3
4. Cincinnati	32	1197	37.4	+4.1
5. Marquette	31	1109	35.8	+4.0
6. Memphis	30	1139	38.0	+3.4
7. Southern Miss	28	1016	36.3	+2.9
8. Tulane	28	1109	39.6	+0.6
9. Louisville	30	1126	37.5	+0.2
10. TCU	29	1013	34.9	-1.6
11. USF	27	921	34.1	-1.8
12. Saint Louis	32	904	31.1	-2.7
13. Houston	27	943	34.9	-3.3
14. UAB	32	1119	35.0	-5.1

FIELD GOAL PERCENTAGE

	G	FG	FGA	Pct.
1. DePaul	32	813	1755	.463
2. Cincinnati	32	867	1893	.458
3. Charlotte	30	812	1805	.450
4. UAB	32	882	2006	.440
5. East Carolina	27	687	1525	.437
6. USF	27	591	1379	.429
7. Saint Louis	32	692	1615	.428
8. Marquette	31	733	1714	.428
9. Southern Miss	28	652	1546	.422
10. Memphis	30	736	1751	.420
11. Louisville	30	737	1757	.419
12. TCU	29	660	1593	.414
13. Tulane	28	652	1594	.409
14. Houston	27	570	1453	.392

FIELD GOAL PERCENTAGE DEFENSE

	G	FG	FGA	Pct.
1. Louisville	30	638	1672	.382
2. East Carolina	27	601	1526	.394
3. Cincinnati	32	674	1710	.394
4. Houston	27	578	1446	.400
5. Tulane	28	680	1684	.404
6. Memphis	30	665	1641	.405
7. Saint Louis	32	680	1642	.414
8. Charlotte	30	757	1816	.417
9. DePaul	32	765	1825	.419
10. USF	27	655	1557	.421
11. UAB	32	757	1758	.431
12. TCU	29	721	1651	.437
13. Marquette	31	752	1710	.440
14. Southern Miss	28	706	1560	.453

THREE-POINT FIELD GOAL PERCENTAGE

	G	3FG	3FGA	Pct.
1. Marquette	31	231	575	.402
2. Cincinnati	32	237	612	.387
3. DePaul	32	163	450	.362
4. Memphis	30	259	722	.359
5. Saint Louis	32	192	561	.342
6. Charlotte	30	232	682	.340
7. Louisville	30	241	713	.336
8. TCU	29	185	555	.333
9. East Carolina	27	133	400	.333
10. UAB	32	213	646	.330
11. Tulane	28	160	494	.324
12. USF	27	123	385	.319
13. Southern Miss	28	121	381	.318
14. Houston	27	147	486	.302

FREE THROW PERCENTAGE

	G	FTM	FTA	Pct.
1. Louisville	30	480	641	.749
2. Marquette	31	510	683	.747
3. Saint Louis	32	429	610	.703
4. DePaul	32	468	671	.697
5. TCU	29	436	645	.676
6. Cincinnati	32	484	723	.669
7. UAB	32	437	656	.666
8. Southern Miss	28	392	589	.666
9. Memphis	30	441	671	.657
10. East Carolina	27	438	670	.654
11. USF	27	349	534	.654
12. Charlotte	30	518	798	.649
13. Tulane	28	366	568	.644
14. Houston	27	305	482	.633

ASSISTS

	G	Assists	Avg.
1. UAB	32	584	17.62
2. Cincinnati	32	517	16.16
3. Charlotte	30	484	16.13
4. Louisville	30	460	15.33
5. Tulane	28	400	14.29
6. Memphis	30	425	14.17
7. DePaul	32	437	13.66
8. Saint Louis	32	427	13.34
9. USF	27	350	12.96
10. Marquette	31	397	12.81
11. TCU	29	366	12.62
12. Southern Miss	28	345	12.32
13. East Carolina	27	324	12.00
14. Houston	27	269	9.96

BLOCKED SHOTS

	G	Blocks	Avg.
1. Houston	27	151	5.59
2. USF	27	143	5.30
3. Cincinnati	32	168	5.25
4. Louisville	30	151	5.03
5. Memphis	30	150	5.00
6. East Carolina	27	125	4.63
7. Tulane	28	121	4.32
8. UAB	32	115	3.59
9. Charlotte	30	90	3.00
10. Southern Miss	28	73	2.61
11. Marquette	31	76	2.45
12. TCU	29	70	2.41
13. DePaul	32	74	2.31
14. Saint Louis	32	49	1.53

STEALS

	G	Steals	Avg.
1. UAB	32	371	11.59
2. Charlotte	30	264	8.80
3. Louisville	30	249	8.30
4. Cincinnati	32	241	7.53
5. Memphis	30	218	7.27
6. Saint Louis	32	227	7.09
7. Southern Miss	28	195	6.96
8. East Carolina	27	183	6.78
9. Tulane	28	174	6.21
10. TCU	29	177	6.10
11. Houston	27	163	6.04
12. Marquette	31	178	5.74
13. DePaul	32	176	5.50
14. USF	27	142	5.26

2003-04 C-USA INDIVIDUAL STATISTICS

SCORING

	C	G	FG	3FG	FT	Pts.	Avg.
1. DIENER, Travis-MAR	JR	31	179	90	136	584	18.8
2. BANKS, Sean-MEM	FR	30	161	62	137	521	17.4
3. HOLLAND, Delonte-DPU	SR	32	194	24	116	528	16.5
4. GARCIA, Francisco-LOU	SO	28	149	52	110	460	16.4
5. BRYANT, Reggie-SLU	JR	28	155	66	83	459	16.4
6. WITHERS, Curtis-CHA	SO	28	155	11	136	457	16.3
7. OWENS, Andre-HOU	JR	27	147	62	77	433	16.0
8. BURKS, Antonio-MEM	SR	30	176	57	72	481	16.0
9. GAINES, Charles-USM	SR	28	151	1	136	439	15.7
10. LEATHER, Terrence-USF	JR	26	147	6	103	403	15.5

REBOUNDING

	C	G	OFF	DEF	TOT	Avg.
1. GAINES, Charles-USM	SR	28	86	204	290	10.4
2. WITHERS, Curtis-CHA	SO	28	101	164	265	9.5
3. LEATHER, Terrence-USF	JR	26	61	158	219	8.4
4. BING, Erroyl-ECU	SR	27	87	136	223	8.3
5. WHITEHEAD, Luke-LOU	SR	29	78	145	223	7.7
6. FERGUSON, Anwar-HOU	SR	27	52	149	201	7.4
7. GREER, Quemont-DPU	JR	32	68	168	236	7.4
8. TATARUNAS, Vytas-TUL	SO	28	68	133	201	7.2
9. MERRITT, Scott-MAR	SR	31	88	132	220	7.1
10. MAXIELL, Jason-CIN	JR	32	94	128	222	6.9

FIELD GOAL PERCENTAGE (min. 3 FG made per game)

	C	G	FG	FGA	Pct.
1. FRERICKS, Tom-SLU	JR	24	78	136	.574
2. CHINWEZE, Chudi-TCU	SO	29	115	207	.556
3. BADIANE, Moussa-ECU	JR	27	81	146	.555
4. FERGUSON, Anwar-HOU	SR	27	84	156	.538
5. BASDEN, Eddie-CHA	JR	30	105	196	.536
6. DAVIS, Quincy-TUL	SO	28	112	210	.533
7. TAYLOR, Ronell-UAB	JR	31	113	223	.507
8. DIENER, Drake-DPU	JR	32	131	259	.506
9. KENNEDY, Gabe-UAB	SR	32	143	284	.504
10. MAXIELL, Jason-CIN	JR	32	152	304	.500

THREE-POINT FIELD GOAL PERCENTAGE (min. 1 FG made per game)

	C	G	3FG	FGA	Pct.
1. DIENER, Drake-DPU	JR	32	68	148	.459
2. DIENER, Travis-MAR	JR	31	90	200	.450
3. WILLIAMS, Field-CIN	SR	32	90	206	.437
4. NOVAK, Steve-MAR	SO	31	89	207	.430
5. HAYWOOD, David-USM	JR	28	40	96	.417
6. BURKS, Antonio-MEM	SR	30	57	138	.413
7. DANIELS, Nate-LOU	FR	30	40	97	.412
8. DEAN, Taquan-LOU	SO	28	71	177	.401
9. BOBBITT, Tony-CIN	SR	32	85	212	.401
10. SWIFT, Brian-USF	JR	27	58	145	.400

THREE-POINT FIELD GOAL MADE

	C	G	3FG	Avg.
1. PLAVICH, Brendan-CHA	JR	29	97	3.34
2. DIENER, Travis-MAR	JR	31	90	2.90
3. NOVAK, Steve-MAR	SO	31	89	2.87
4. WILLIAMS, Field-CIN	SR	32	90	2.81
5. BOBBITT, Tony-CIN	SR	32	85	2.66
6. SHROPSHIRE, Marcus-TCU	JR	29	76	2.62
7. BROWN, Demon-CHA	SR	29	74	2.55
8. DEAN, Taquan-LOU	SO	28	71	2.54
9. BRYANT, Reggie-SLU	JR	28	66	2.36
10. OWENS, Andre-HOU	JR	27	62	2.30

FREE THROW PERCENTAGE (min. 2 FG made per game)

	C	G	FTM	FTA	Pct.
1. NOVAK, Steve-MAR	SO	31	62	68	.912
2. DIENER, Travis-MAR	JR	31	136	154	.883
3. DIENER, Drake-DPU	JR	32	74	85	.871
4. O'BANNON, Larry-LOU	JR	30	80	93	.860
5. SMITH, Nucleus-TCU	SR	29	99	119	.832
6. KINZER, Marcus-TUL	JR	28	61	74	.824
7. FISHER, Josh-SLU	SR	32	107	131	.817
8. WHITE, James-CIN	SO	27	57	71	.803
9. GARCIA, Francisco-LOU	SO	28	110	138	.797
10. HOLLAND, Delonte-DPU	SR	32	116	146	.795

ASSISTS

	C	G	Assists	Avg.
1. DIENER, Travis-MAR	JR	31	187	6.03
2. BURKS, Antonio-MEM	SR	30	165	5.50
3. GARCIA, Francisco-LOU	SO	28	131	4.68
4. SWIFT, Brian-USF	JR	27	119	4.41
5. SANTEE, Corey-TCU	JR	29	127	4.38
6. MEJIA, Sammy-DPU	FR	32	140	4.38
7. FISHER, Josh-SLU	SR	32	138	4.31
8. JOHNSON, CarldeUAB	SO	32	137	4.28
9. STIGGERS, Dante-USM	JR	28	112	4.00
10. BROWN, Demon-CHA	SR	29	115	3.97

ASSIST-TO-TURNOVER RATIO (min. 3 assists per game)

	C	G	Assists	Avg.	Turn	Avg.	Ratio
1. JOHNSON, CarldeUAB	SO	32	137	4.3	35	1.1	3.91
2. DIENER, Travis-MAR	JR	31	187	6.0	74	2.4	2.53
3. BURKS, Antonio-MEM	SR	30	165	5.5	74	2.5	2.23
4. SANTEE, Corey-TCU	JR	29	127	4.4	64	2.2	1.98
5. FISHER, Josh-SLU	SR	32	138	4.3	73	2.3	1.89
6. BROWN, Demon-CHA	SR	29	115	4.0	64	2.2	1.80
7. STIGGERS, Dante-USM	JR	28	112	4.0	63	2.2	1.78
8. WHITE, James-CIN	SO	27	96	3.6	57	2.1	1.68
9. MCNEIL, Japhet-ECU	FR	27	97	3.6	58	2.1	1.67
10. GARCIA, Francisco-LOU	SO	28	131	4.7	79	2.8	1.66

BLOCKED SHOTS

	C	G	Blocks	Avg.
1. FERGUSON, Anwar-HOU	SR	27	111	4.11
2. MORRIS, Gerrick-USF	SR	27	108	4.00
3. BADIANE, Moussa-ECU	JR	27	90	3.33
4. DAVIS, Quincy-TUL	SO	28	67	2.39
5. MAXIELL, Jason-CIN	JR	32	66	2.06
6. DARTEZ, Kendall-LOU	SR	30	46	1.53
7. ERWIN, Duane-MEM	JR	30	44	1.47
8. GARCIA, Francisco-LOU	SO	28	38	1.36
9. GAINES, Charles-USM	SR	28	37	1.32
10. HICKS, Eric-CIN	SO	31	38	1.23

STEALS

	C	G	Steals	Avg.
1. BURKS, Antonio-MEM	SR	30	71	2.37
2. BASDEN, Eddie-CHA	JR	30	68	2.27
3. JOHNSON, CarldeUAB	SO	32	71	2.22
4. GARCIA, Francisco-LOU	SO	28	52	1.86
5. FINLEY, Mo-UAB	SR	29	52	1.79
6. FISHER, Josh-SLU	SR	32	54	1.69
7. KINZER, Marcus-TUL	JR	28	44	1.57
8. OWENS, Andre-HOU	JR	27	42	1.56
9. SLOAN, Chris-SLU	SR	32	49	1.53
10. BOBBITT, Tony-CIN	SR	32	48	1.50
EDDINS, DeMario-UAB	SO	32	48	1.50



2003-04 C-USA TOP PERFORMANCES

INDIVIDUAL PLAYER GAME HIGHS (ALL GAMES)

POINTS	41	OWENS, Andre HOUSTON vs Texas A&M 12-27-03
FIELD GOALS MADE	15	FINLEY, Mo UAB at Mississippi State 12-6-03
FIELD GOAL ATTEMPTS	24	FINLEY, Mo UAB at Tulane 2-25-04
		OWENS, Andre HOUSTON vs Texas A&M 12-27-03
		CARNEY, Rodney MEMPHIS vs Fordham 11-22-03
FIELD GOAL PERCENTAGE	1.000	(11-8) ERVIN, Duane MEMPHIS vs Belmont 12-17-03
3 PT FG MADE	10	PLAVICH, Brendan CHARLOTTE at Syracuse 11-26-03
3 PT FG ATTEMPTS	17	PLAVICH, Brendan CHARLOTTE at TCU 2-25-04
		PLAVICH, Brendan CHARLOTTE at Syracuse 11-26-03
3 PT PERCENTAGE	.857	(6-7) BANKS, Sean MEMPHIS at Marquette 2-14-04
		DIENER, Drake DE PAUL at East Carolina 1-31-04
		BANKS, Sean MEMPHIS vs Charlotte 1-17-04
FREE THROWS MADE	17	HOLLAND, Delonte DE PAUL at Cincinnati 1-10-04
FREE THROW ATTEMPTS	20	MAXWELL, Jason CINCINNATI at Valparaiso 12-2-03
FREE THROW PERCENTAGE	1.000	(10-10) DIENER, Drake DE PAUL vs Dayton 3-18-04
		SHROPSHIRE, Marcus TCU vs Southern Miss 1-28-04
REBOUNDS	19	WHITEHEAD, Luke LOUISVILLE vs Marquette 1-31-04
ASSISTS	15	GARCIA, Francisco LOUISVILLE vs Murray State 1-3-04
STEALS	8	BOBBITT, Tony CINCINNATI vs Coppin State 11-29-03
BLOCKED SHOTS	10	MORRIS, Gerrick USF at Houston 2-21-04
		MORRIS, Gerrick USF vs Wright State 11-29-03
TURNOVERS	8	BANKS, Sean MEMPHIS vs UAB 2-21-04
		GARCIA, Francisco LOUISVILLE vs Marquette 1-31-04
		OWENS, Andre HOUSTON at Louisville 1-28-04
		TINSLEY, Wayne TULANE at Louisville 1-17-04
		TINSLEY, Wayne TULANE vs New Orleans 12-3-03
		CHINWEZE, Chudi TCU vs Murray State 12-3-03

INDIVIDUAL PLAYER GAME HIGHS (C-USA GAMES)

POINTS	34	BROWN, Damon CHARLOTTE at DePaul 1-6-04
FIELD GOALS MADE	11	DIENER, Travis MARQUETTE at DePaul 2-7-04
		LEATHER, Terrence USF at Tulane 2-7-04
		BROWN, Damon CHARLOTTE at DePaul 1-6-04
FIELD GOAL ATTEMPTS	24	FINLEY, Mo UAB at Tulane 2-25-04
FIELD GOAL PERCENTAGE	.833	(10-12) BROWN, Andre DE PAUL vs Southern Miss 2-28-04
3 PT FG MADE	9	PLAVICH, Brendan CHARLOTTE at TCU 2-25-04
3 PT FG ATTEMPTS	17	PLAVICH, Brendan CHARLOTTE at TCU 2-25-04
3 PT PERCENTAGE	.857	(6-7) BANKS, Sean MEMPHIS at Marquette 2-14-04
		DIENER, Drake DEPAUL at East Carolina 1-31-04
		BANKS, Sean MEMPHIS vs Charlotte 1-17-04
FREE THROWS MADE	17	HOLLAND, Delonte DEPAUL at Cincinnati 1-10-04
FREE THROW ATTEMPTS	9	LEATHER, Terrence USF vs Houston 1-31-04
FREE THROW PERCENTAGE	1.000	(10-10) SHROPSHIRE, Marcus TCU vs Southern Miss 1-28-04
REBOUNDS	19	WHITEHEAD, Luke LOUISVILLE vs Marquette 1-31-04
ASSISTS	12	MEJIA, Sammy DEPAUL vs Marquette 2-7-04
		DIENER, Travis MARQUETTE vs DePaul 1-24-04
		BJRKS, Antonio MEMPHIS vs USF 1-27-04
STEALS	7	
BLOCKED SHOTS	10	MORRIS, Gerrick USF at Houston 2-21-04
TURNOVERS	8	BANKS, Sean MEMPHIS vs UAB 2-21-04
		GARCIA, Francisco LOUISVILLE vs Marquette 1-31-04
		OWENS, Andre HOUSTON at Louisville 1-28-04
		TINSLEY, Wayne TULANE at Louisville 1-17-04

TEAM GAME HIGHS (ALL GAMES)

POINTS	107	Louisville vs VMI 12-23-03
FIELD GOALS MADE	42	Louisville vs VMI 12-23-03
FIELD GOAL ATTEMPTS	82	Louisville vs VMI 12-23-03
FIELD GOAL PERCENTAGE	.618	(34-55) TCU vs Grambling State 12-29-03
3 PT FG MADE	18	Louisville vs VMI 12-23-03
3 PT FG ATTEMPTS	39	Louisville vs VMI 12-23-03
3 PT PERCENTAGE	.875	(7-8) TCU vs Stephen F Austin 12-8-03
FREE THROWS MADE	35	Marquette vs Savannah State 11-21-03
FREE THROW ATTEMPTS	50	East Carolina vs North Carolina A&T 12-10-03
		Marquette vs Savannah State 11-21-03
FREE THROW PERCENTAGE	1.000	(6-6) Houston at Memphis 1-24-04
REBOUNDS	57	Charlotte vs North Carolina A&T 11-24-03
		Memphis vs Fordham 11-22-03
ASSISTS	34	Louisville vs VMI 12-23-03
STEALS	17	UAB vs Marquette 2-28-04
		UAB at Tulane 2-25-04
		Cincinnati vs Coppin State 11-29-03
BLOCKED SHOTS	18	Louisville vs Holy Cross 12-7-03
TURNOVERS	25	Tulane vs UAB 2-25-04
		Saint Louis at UAB 1-31-04
		Southern Miss vs Georgia Southern 12-17-03
		Charlotte vs Appalachian State 12-13-03
		UAB vs Georgia Southern 11-24-03
FOULS	36	East Carolina vs Charlotte 2-7-04

TEAM GAME HIGHS (C-USA GAMES)

POINTS	96	Charlotte at East Carolina 2-7-04
FIELD GOALS MADE	35	UAB vs USF 1-20-04
FIELD GOAL ATTEMPTS	75	East Carolina vs Charlotte 2-7-04
		Cincinnati vs Charlotte 1-31-04
FIELD GOAL PERCENTAGE	.564	(31-55) DePaul vs Marquette 2-7-04
3 PT FG MADE	16	Memphis at Marquette 2-14-04
3 PT FG ATTEMPTS	37	Memphis vs Charlotte 1-17-04
		Memphis at DePaul 1-13-04
3 PT PERCENTAGE	.778	(7-9) Louisville at Memphis 2-4-04
FREE THROWS MADE	32	East Carolina vs Memphis 2-11-04
		Charlotte at East Carolina 2-7-04
FREE THROW ATTEMPTS	48	Charlotte at East Carolina 2-7-04
FREE THROW PERCENTAGE	1.000	(6-6) Houston at Memphis 1-24-04
REBOUNDS	53	Louisville vs UAB 2-7-04
ASSISTS	26	UAB vs USF 1-20-04
STEALS	17	UAB vs Marquette 2-28-04
		UAB at Tulane 2-25-04
BLOCKED SHOTS	14	Memphis vs Saint Louis 2-7-04
TURNOVERS	25	Tulane vs UAB 2-25-04
		Saint Louis at UAB 1-31-04
FOULS	36	East Carolina vs Charlotte 2-7-04

2004-05 OPPONENTS



BLACK COACHES ASSOCIATION (BCA) CLASSIC

Ole Miss Rebels
November 14-16, 2004 in Milwaukee
TBA p.m. CST

GENERAL INFORMATION

Location: Oxford, Miss.
Founded: 1848
Enrollment: 16,080
Nickname/Colors: Rebels/Cardinal Red & Navy Blue
Chancellor: Dr. Robert C. Khayat
Athletic Director: Pete Boone
Conference: Southeastern
Home Court (Capacity): C.M. "Tad" Smith Coliseum (8,700)
Press Row Phone: (662) 236-1931

COACHING STAFF

Head Coach: Rod Barnes
Career Record (Years): 113-76 (Six)
Team Record (Years): Same
Assistant Coaches: Eric Bozeman, Tracy Dildy, Michael White
Basketball Office Phone: (662) 915-7534

BASKETBALL INFORMATION

2003-04 Record: 13-15
Conference Record (Place): 5-11 (Tied-Fourth SEC West)
Letterwinners Returning/Lost: 11/3
Starters Returning/Lost: 3/2
Series Record: First Meeting
Last Meeting: N/A

MEDIA RELATIONS INFORMATION

Men's Basketball Contact: Kyle Campbell
Office Phone: (662) 915-7544
Home Phone: (662) 816-7544
FAX Number: (662) 915-7006
E-mail Address: ekcampbe@olemiss.edu
Website Address: www.olemisssports.com

RETURNING STARTERS

Todd Abernethy, G, 6-1, So., 5.4 ppg, 1.5 rpg
Justin Johnson, G, 6-0, Sr., 5.3 ppg, 1.9 rpg
Tommie Eddie, F/C, 6-7, Sr., 5.3 ppg, 3.0 rpg



BLACK COACHES ASSOCIATION (BCA) CLASSIC

Penn State Nittney Lions
November 14-16, 2004 in Milwaukee
TBA p.m. CST

GENERAL INFORMATION

Location: University Park, Pa.
Founded: 1885
Enrollment: 41,795
Nickname/Colors: Nittany Lions/Blue & White
President: Dr. Graham Spanier
Athletic Director: Timothy M. Curley
Conference: Big Ten
Home Court (Capacity): Bryce Jordan Center (15,261)
Press Row Phone: (814) 863-3516

COACHING STAFF

Head Coach: Ed DeChellis
Career Record (Years): 114-112 (Eight)
Team Record (Years): 9-19 (Two)
Assistant Coaches: James Johnson, Kurt Kanaskie, Hillary Scott
Basketball Office Phone: (814) 865-5494

BASKETBALL INFORMATION

2003-04 Record: 9-19
Conference Record (Place): 3-13 (10th)
Letterwinners Returning/Lost: 6/3
Starters Returning/Lost: 2/3
Series Record: Marquette leads 3-2
Last Meeting: March 27, 1995 (MARQ 87-79)

MEDIA RELATIONS INFORMATION

Men's Basketball Contact: Pat Donghia
Office Phone: (814) 865-1757
Home Phone: (814) 235-6745
FAX Number: (814) 863-3165
E-mail Address: pad11@psu.edu
Website Address: www.gopsusports.com

RETURNING STARTERS

Ben Luber, G, 6-0, So., 6.8 ppg, 2.0 rpg
Marlon Smith, G, 6-0, So., 13.4 ppg, 3.7 rpg



BLACK COACHES ASSOCIATION (BCA) CLASSIC

Air Force Falcons
November 14-16, 2004 in Milwaukee
TBA p.m. CST

GENERAL INFORMATION

Location: USAF Academy, Colo.
Founded: 1954
Enrollment: 4,000
Nickname/Colors: Falcons/Blue & Silver
Superintendent: Lt. Gen. John W. Rosa Jr.
Athletic Director: Dr. Hans Mueh
Conference: Mountain West
Home Court (Capacity): Clune Arena (5,939)
Press Row Phone: (719) 333-6467

COACHING STAFF

Head Coach: Chris Mooney
Career Record (Years): First Year
Team Record (Years): Same
Assistant Coaches: Mike McKee, Larry Mangino, Kevin McGeehan
Basketball Office Phone: (719) 333-3519

BASKETBALL INFORMATION

2003-04 Record: 22-7
Conference Record (Place): 12-2 (First)
Letterwinners Returning/Lost: 11/4
Starters Returning/Lost: 3/2
Series Record: Marquette leads 15-5
Last Meeting: December 28, 1987 (MARQ 80-52)

MEDIA RELATIONS INFORMATION

Men's Basketball Contact: Jerry Cross
Office Phone: (719) 333-3950
Home Phone: (719) 473-8704
FAX Number: (719) 333-3798
E-mail Address: jerry.cross@usafa.af.mil
Website Address: www.airforcesports.com

RETURNING STARTERS

Tim Keller, G, 6-3, Sr., 11.0 ppg, 2.1 rpg
Nick Welch, C, 6-8, Jr., 11.4 ppg, 4.0 rpg
Antoine Hood, G, 6-4, Jr., 10.4 ppg, 3.2 rpg

2004-05 OPPONENTS



BLACK COACHES ASSOCIATION (BCA) CLASSIC

Illinois State Redbirds
November 14-16, 2004 in Milwaukee
TBA p.m. CST

GENERAL INFORMATION

Location: Normal, Ill.
Founded: 1857
Enrollment: 20,419
Nickname/Colors: Redbirds/Red & White
President: Dr. Al Bowman
Interim Athletic Director: Dr. Linda Herman
Conference: Missouri Valley
Home Court (Capacity): Redbird Arena
(10,700)
Press Row Phone: (309) 438-5950/8217

COACHING STAFF

Head Coach: Porter Moser
Career Record (Years): 64-53 (Four)
Team Record (Years): 10-19 (Two)
Assistant Coaches: Brian Barone, Danyal
Robinson, Chris Jans
Basketball Office Phone: (309) 438-8681

BASKETBALL INFORMATION

2003-04 Record: 10-19
Conference Record (Place): 4-14 (Tenth)
Letterwinners Returning/Lost: 7/5
Starters Returning/Lost: 4/1
Series Record: First Meeting
Last Meeting: N/A

MEDIA RELATIONS INFORMATION

Men's Basketball Contact: Todd Kobber
Office Phone: (309) 438-3805
Home Phone: (309) 454-3048
FAX Number: (309) 438-5634
E-mail Address: tkobber@ilstu.edu
Website Address: www.redbirds.org

RETURNING STARTERS

Gregg Alexander, F, 6-4, Sr., 6.5 ppg, 2.5 rpg
Greg Dillgard, F, 6-8, So., 4.9 ppg, 3.1 rpg
Vince Greene, G, 5-9, Sr., 8.3 ppg, 2.0 rpg
Trey Guidry, G, 6-2, Sr., 15.2 ppg, 3.2 rpg



BLACK COACHES ASSOCIATION (BCA) CLASSIC

Jacksonville State Gamecocks
November 14-16, 2004 in Milwaukee
TBA p.m. CST

GENERAL INFORMATION

Location: Jacksonville, Ala.
Founded: 1883
Enrollment: 9,061
Nickname/Colors: Gamecocks/Red and White
President: Dr. William A. Meehan
Athletic Director: Jim Fuller
Conference: Ohio Valley
Home Court (Capacity): Pete Matthews
Coliseum (5,500)
Press Row Phone: (256) 782-5528

COACHING STAFF

Head Coach: Mike LaPlante
Career Record (Years): 56-59 (Four)
Team Record (Years): Same
Assistant Coaches: Don Moye, Joel ValMeter,
Torrey Ward
Basketball Office Phone: (256) 782-5535

BASKETBALL INFORMATION

2003-04 Record: 14-14
Conference Record (Place): 7-9 (Tied-Fourth)
Letterwinners Returning/Lost: 4/7
Starters Returning/Lost: 1/4
Series Record: First Meeting
Last Meeting: N/A

MEDIA RELATIONS INFORMATION

Men's Basketball Contact: Greg Seitz
Office Phone: (256) 782-5279
Home Phone: (256) 435-2583
FAX Number: (256) 782-5958
E-mail Address: gseitz@jsu.edu
Website Address: www.jsugamecocksports.com

RETURNING STARTERS

Walker: D. Russell, G, 6-0, Jr., 12.7 ppg, 3.4 rpg



BLACK COACHES ASSOCIATION (BCA) CLASSIC

Western Carolina Catamounts
November 14-16, 2004 in Milwaukee
TBA p.m. CST

GENERAL INFORMATION

Location: Cullowhee, N.C.
Founded: 1889
Enrollment: 8,300
Nickname/Colors: Catamounts/Purple and
Gold
Chancellor: Dr. John W. Bardo
Athletic Director: Chip Smith
Conference: Southern
Home Court (Capacity): Ramsey Activity
Center (7,826)
Press Row Phone: (828) 227-7688

COACHING STAFF

Head Coach: Steve Shurina
Career Record (Years): 40-75 (Four)
Team Record (Years): Same
Assistant Coaches: Mike Craft, Anquell
McCollum, Brian Peabody
Basketball Office Phone: (828) 227-7338

BASKETBALL INFORMATION

2003-04 Record: 13-15
Conference Record (Place): 6-10 (Fourth,
North)
Letterwinners Returning/Lost: 7/4
Starters Returning/Lost: 4/1
Series Record: Marquette leads 2-0
Last Meeting: December 20, 2000 (MARQ 78-
66)

MEDIA RELATIONS INFORMATION

Men's Basketball Contact: Mike Cawood
Office Phone: (828) 227-2339
Home Phone: (828) 293-0710
FAX Number: (828) 227-7688
E-mail Address: cawood@email.wcu.edu
Website Address: www.catamountsports.com

RETURNING STARTERS

David Berghoefer, G, 6-3, Sr., 12.4 ppg, 7.6 rpg
Corey Muirhead, G, 6-6, Jr., 9.2 ppg, 4.9 rpg
Kyle Greathouse, G, 6-0, So., 6.4 ppg, 1.6 rpg



BLACK COACHES ASSOCIATION (BCA) CLASSIC

South Carolina State Bulldogs
November 14-16, 2004 in Milwaukee
TBA p.m. CST

GENERAL INFORMATION

Location: Orangeburg, S.C.
Founded: 1896
Enrollment: 4,700
Nickname/Colors: Bulldogs/Garnet and Blue
President: Dr. Andrew Hugine, Jr.
Athletic Director: Charlene Johnson
Conference: Mid-Eastern
Home Court (Capacity): Smith-Hammond-
Middleton Memorial Center (3,200)
Press Row Phone: (803) 536-8653/7241

COACHING STAFF

Head Coach: Benjamin Betts, Jr.
Career Record (Years): 18-11 (One)
Team Record (Years): Same
Assistant Coaches: Larry Dixon, Travis Williams,
Tim Gates
Basketball Office Phone: (803) 536-8586

BASKETBALL INFORMATION

2003-04 Record: 18-11
Conference Record (Place): 14-4 (First)
Letterwinners Returning/Lost: 9-3
Starters Returning/Lost: 5/0
Series Record: First Meeting
Last Meeting: N/A

MEDIA RELATIONS INFORMATION

Men's Basketball Contact: Corey Goodwin
Office Phone: (803) 536-7060
Home Phone: (803) 534-1814
FAX Number: (803) 536-8622
E-mail Address: whamilton@scsu.edu
Website Address: www.scsu.edu

RETURNING STARTERS

Demeco Heath, G, 6-3, Sr., 9.0 ppg, 4.7 rpg
Shawn Wiggins, G, 6-3, Sr., 11.0 ppg, 3.1 rpg
Dimitri Evans, G, 6-3, Sr., 4.2 ppg, 2.6 rpg
Brian Mason, F, 6-5, So., 13.5 ppg, 5.0 rpg
Thurman Zimmerman, F, 6-5, Sr., 18.8 ppg, 8.4 rpg



PEPSI BLUE & GOLD CLASSIC

Kent State Golden Flashes
November 19-20, 2004 in Milwaukee
TBA p.m. CST

GENERAL INFORMATION

Location: Kent, Ohio
Founded: 1910
Enrollment: 36,000
Nickname/Colors: Golden Flashes/Navy Blue
and Gold
President: Dr. Carol A. Cartwright
Athletic Director: Laing Kennedy
Conference: Mid-American
Home Court (Capacity): M.A.C. Center (6,327)
Press Row Phone: (330) 672-9411

COACHING STAFF

Head Coach: Jim Christian
Career Record (Years): 44-18 (Two)
Team Record (Years): Same
Assistant Coaches: Geno Ford, Arnette Jordan,
Rob Senderoff
Basketball Office Phone: (330) 672-2470

BASKETBALL INFORMATION

2003-04 Record: 22-9
Conference Record (Place): 13-5 (First)
Letterwinners Returning/Lost: 5/6
Starters Returning/Lost: 2/3
Series Record: Tied (1-1)
Last Meeting: November 25, 1988 (MARQ 68-64)

MEDIA RELATIONS INFORMATION

Men's Basketball Contact: Jeff Schaefer
Office Phone: (330) 672-8419
Home Phone: (330) 922-9975
FAX Number: (330) 672-2112
E-mail Address: jschaefer@kent.edu
Website Address: www.kentstatesports.com

RETURNING STARTERS

Jason Edwin, G, 6-5, Sr., 7.6 ppg, 3.4 rpg
DeAndre Haynes, G, 6-2, Jr., 10.4 ppg, 4.2 rpg



PEPSI BLUE & GOLD CLASSIC

Binghamton Bearcats
November 19-20, 2004 in Milwaukee
TBA p.m. CST

GENERAL INFORMATION

Location: Vestal, N.Y.
Founded: 1946
Enrollment: 13,385
Nickname/Colors: Bearcats/Dark Green, Black
and White
President: Lois B. DeFleur
Athletic Director: Joel Thirer
Conference: America East
Home Court (Capacity): Events Center (5,508)
Press Row Phone: (607) 777-6340

COACHING STAFF

Head Coach: Al Walker
Career Record (Years): 193-233 (16)
Team Record (Years): 51-62 (Four)
Assistant Coaches: Lawrence Brenneman, Brian
Bidlingmyer, Marlon Sears
Basketball Office Phone: (607) 777-6369

BASKETBALL INFORMATION

2003-04 Record: 14-16
Conference Record (Place): 10-8 (Fifth)
Letterwinners Returning/Lost: 8/6
Starters Returning/Lost: 4/1
Series Record: First Meeting
Last Meeting: N/A

MEDIA RELATIONS INFORMATION

Men's Basketball Contact: John Hartrick
Office Phone: (607) 677-6800
Home Phone: (607) 222-6474
FAX Number: (607) 677-4597
E-mail Address: hartrick@binghamton.edu
Website Address: http://athletics.binghamton.edu

RETURNING STARTERS

Nick Billings, C, 7-0, Sr., 12.5 ppg, 6.9 rpg
Sebastian Hermerier, F, 6-6, Jr., 6.0 ppg, 4.6 rpg
Billy Williams, F, 6-3, Jr., 4.9 ppg, 3.1 rpg

2004-05 OPPONENTS



PEPSI BLUE & GOLD CLASSIC

Sam Houston State Bearkats
November 19-20, 2004 in Milwaukee
TBA p.m. CST

GENERAL INFORMATION

Location: Huntsville, Texas
Founded: 1879
Enrollment: 14,311
Nickname/Colors: Bearkats/Orange, White
President: Dr. James F. Gaertner
Athletic Director: Bobby Williams
Conference: Southland
Home Court (Capacity): Bernard G. Johnson
Coliseum (6,100)
Press Row Phone: (936) 294-1838

COACHING STAFF

Head Coach: Bob Marlin
Career Record (Years): 221-107 (11)
Team Record (Years): 98-72 (Six)
Assistant Coaches: Jason Hooten, Neil Hardin,
Jimmy Smith
Basketball Office Phone: (936) 294-1747

BASKETBALL INFORMATION

2003-04 Record: 13-15
Conference Record (Place): 8-8 (Fifth)
Letterwinners Returning/Lost: 10/1
Starters Returning/Lost: 4/1
Series Record: Marquette leads 2-0
Last Meeting: December 1, 2001 (MARQ 77-58)

MEDIA RELATIONS INFORMATION

Men's Basketball Contact: Paul Ridings
Office Phone: (936) 294-1764
Home Phone: (936) 294-9838
FAX Number: (936) 294-3538
E-mail Address: ridings@shsu.edu
Website Address: <http://bearkats.shsu.edu>

RETURNING STARTERS

Joe Thompson, F, 6-4, Sr., 15.3 ppg, 5.4 rpg
Wilder Auguste, F, 6-6, Sr., 10.8 ppg, 5.5 rpg
Chris Jordan, G, 6-4, Jr., 9.8 ppg, 4.3 rpg
Kelvin Williams, F, 6-4, So., 7.0 ppg, 6.0 rpg



OAKLAND GOLDEN GRIZZLIES

Saturday, November 27, 2004 at Oakland
5:00 p.m. CST

GENERAL INFORMATION

Location: Rochester, Mich.
Founded: 1957
Enrollment: 16,576
Nickname/Colors: Golden Grizzlies/Gold
and Black
President: Dr. Gary D. Russi
Athletic Director: Jack Mehl
Conference: Mid-Continent
Home Court (Capacity): Athletics Center
O'Rena (4,000)
Press Row Phone: (248) 370-4099

COACHING STAFF

Head Coach: Greg Kampe
Career Record (Years): 336-236 (20)
Team Record (Years): Same
Assistant Coaches: Jeff Smith, Jeff Tugate,
Devon Smith
Basketball Office Phone: (248) 370-4005

BASKETBALL INFORMATION

2003-04 Record: 13-17
Conference Record (Place): 6-10 (Tied-
Seventh)
Letterwinners Returning/Lost: 5/6
Starters Returning/Lost: 3/2
Series Record: First Meeting
Last Meeting: N/A

MEDIA RELATIONS INFORMATION

Men's Basketball Contact: Phil Hess
Office Phone: (248) 370-4008
Home Phone: (248) 652-4678
FAX Number: (248) 370-4056
E-mail Address: hess@oakland.edu
Website Address: www.ougrizzlies.com

RETURNING STARTERS

DeMarcus Ishmeal, G, 5-9, Sr., 3.3 ppg, 1.3 rpg
Rawle Marshall, G/F, 6-7, Sr., 17.6 ppg, 4.5 rpg
Courtney Scott, F, 6-6, Sr., 12.4 ppg, 7.8 rpg



DELAWARE STATE HORNETS

Wednesday, December 1, 2004 in Milwaukee
8:00 p.m. CST

GENERAL INFORMATION

Location: Dover, Md.
Founded: 1891
Enrollment: 3,300
Nickname/Colors: Hornets/Columbia Blue
& Red
President: Dr. Allen L. Sessoms
Athletic Director: Ed Davis (Interim)
Conference: Mid-Eastern Athletic
Home Court (Capacity): Memorial Hall (2,000)
Press Row Phone: (302) 730-5236

COACHING STAFF

Head Coach: Greg Jackson
Career Record (Years): 220-132 (13)
Team Record (Years): 57-55 (Four)
Assistant Coaches: Jarrell Wilkerson, Keith
Walker, Arthur Tyson
Basketball Office Phone: (302) 857-6139; 7449

BASKETBALL INFORMATION

2003-04 Record: 13-15
Conference Record (Place): 11-17 (Tied-Third)
Letterwinners Returning/Lost: 7/6
Starters Returning/Lost: 1/4
Series Record: Marquette leads 1-0
Last Meeting: January 20, 1993 (MARQ 105-65)

MEDIA RELATIONS INFORMATION

Men's Basketball Contact: Dennis Jones
Office Phone: (302) 857-6068
Home Phone: (302) 736-0873
FAX Number: (302) 857-6069
E-mail Address: djones@desu.edu
Website Address: www.desu.edu/athletics

RETURNING STARTERS

Terrance Hunter, F, 6-7, Sr., 12.1 ppg, 5.1 rpg



SOUTH DAKOTA STATE JACKRABBITS

Tuesday, December 7, 2004 in Milwaukee
7:00 p.m. CST

GENERAL INFORMATION

Location: Brookings, S.D.
Founded: 1881
Enrollment: 10,561
Nickname/Colors: Jackrabbits/Yellow and Blue
President: Dr. Peggy Gordon Miller
Athletic Director: Dr. Fred Oien
Conference: Independent
Home Court (Capacity): Frost Arena (8,000)
Press Row Phone: (605) 688-4623

COACHING STAFF

Head Coach: Scott Nagy
Career Record (Years): 210-59 (Nine)
Team Record (Years): Same
Assistant Coaches: Troy Larson, Andy Cone,
Matt Wilber
Basketball Office Phone: (605) 688-5626

BASKETBALL INFORMATION

2003-04 Record: 27-7
Conference Record (Place): 9-5 (Second)
Letterwinners Returning/Lost: 9/5
Starters Returning/Lost: 1/4
Series Record: First Meeting
Last Meeting: N/A

MEDIA RELATIONS INFORMATION

Men's Basketball Contact: Ron Lenz
Office Phone: (605) 688-4623
Home Phone: (605) 692-7787
FAX Number: (605) 688-5999
E-mail Address: ronald_lenz@sdsstate.edu
Website Address: www.gojacks.com

RETURNING STARTERS

Joe Green, F, 6-8, So., 8.6 ppg, 5.0 rpg



WISCONSIN BADGERS

Saturday, December 11, 2004 in Milwaukee
7:30 p.m. CST

GENERAL INFORMATION

Location: Madison, Wis.
Founded: 1848
Enrollment: 41,595
Nickname/Colors: Badgers/Cardinal and White
President: John Wiley
Athletic Director: Barry Alvarez
Conference: Big Ten
Home Court (Capacity): Kohl Center (17,142)
Press Row Phone: (608) 265-4333

COACHING STAFF

Head Coach: Bo Ryan
Career Record (Years): 451-131 (19)
Team Record (Years): 68-28 (Three)
Assistant Coaches: Rob Jeter, Gary Close,
Greg Gard
Basketball Office Phone: (608) 262-4597

BASKETBALL INFORMATION

2003-04 Record: 25-7
Conference Record (Place): 12-4 (Tied-Second)
Letterwinners Returning/Lost: 7/4
Starters Returning/Lost: 2/3
Series Record: Wisconsin leads 60-50
Last Meeting: December 20, 2003 (WISC 63-59)

MEDIA RELATIONS INFORMATION

Men's Basketball Contact: Brian Lucas
Office Phone: (608) 262-1811
Home Phone: (608) 834-8183
FAX Number: (608) 262-8184
E-mail Address: bml@athletics.wisc.edu
Website Address: www.uwbadgers.com

RETURNING STARTERS

Mike Wilkinson, F, 6-8, Sr., 13.1 ppg, 6.8 rpg
Boo Wade, G, 6-3, Jr., 6.8 ppg, 3.4 rpg



ARIZONA WILDCATS

Saturday, December 18, 2004 in Milwaukee
1:00 p.m. CST

GENERAL INFORMATION

Location: Tucson, Arizona
Founded: 1885
Enrollment: 37,000
Nickname/Colors: Wildcats/Cardinal and Navy
President: Dr. Peter Likins
Athletic Director: Jim Livengood
Conference: Pacific-10
Home Court/Capacity: McKale Center (14,545)
Press Row Phone: (520) 621-4334

COACHING STAFF

Head Coach: Lute Olson
Career Record/Years: 711-249 (31 years)
Team Record/Years: 519-157 (21 years)
Assistant Coaches: Jim Rosborough, Rodney
Tention, Josh Pastner
Basketball Office Phone: (520) 621-4813

BASKETBALL INFORMATION

2003-04 Record: 20-10
Conference Record/Place: 11-7/3rd
Letterwinners Returning/Lost: 9/3
Starters Returning/Lost: 4/1
Series Record: Arizona leads 2-1
Last Meeting: December 13, 2003 (ARIZ 85-75)

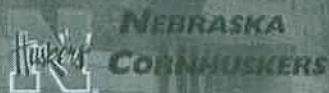
MEDIA RELATIONS INFORMATION

Men's Basketball Contact: Richard Paige
Office phone: (520) 621-4163
Home phone: (520) 790-4347
Fax: (520) 621-2681
Email: rpaige@email.arizona.edu
Website address: www.arizonaathletics.com

RETURNING STARTERS:

Hassan Adams, G, 6-4, Jr., 17.3 ppg, 7.1 rpg
Salim Stoudamire, G, 6-1, Sr., 16.5 ppg, 2.7 rpg
Channing Frye, C, 6-11, Sr., 16.0 ppg, 7.2 rpg
Mustafa Shakur, G, 6-3, So., 9.2 ppg, 3.6 rpg

2004-05 OPPONENTS



Tuesday, December 21, 2004 in Milwaukee
8:00 p.m. CST

GENERAL INFORMATION

Location: Lincoln, Neb.
Founded: 1869
Enrollment: 25,000
Nickname/Colors: Cornhuskers,
Huskers/Scarlet & Cream
Chancellor: Harvey S. Pearlman, J.D.
Athletic Director: Steve Pederson
Conference: Big 12
Home Court (Capacity): Bob Devaney Sports
Center (13,595)
Press Row Phone: (402) 472-2279

COACHING STAFF

Head Coach: Barry Collier
Career Record (Years): 252-195 (15)
Team Record (Years): 56-63 (Four)
Assistant Coaches: Reggie Rankin, Doug
Novotik, Scott Spinelli
Basketball Office Phone: (402) 472-2265

BASKETBALL INFORMATION

2003-04 Record: 18-13
Conference Record (Place): 6-10 (Tied-Ninth)
Letterwinners Returning/Lost: 10/5
Starters Returning/Lost: 3/2
Series Record: Tied 3-3
Last Meeting: March 11, 1987 (NEB 78-76)

MEDIA RELATIONS INFORMATION

Men's Basketball Contact: Jerry Trickie
Office Phone: (402) 472-7779
Home Phone: (402) 540-0269
FAX Number: (402) 472-2005
E-mail Address: jtrickie@huskers.com
Website Address: www.huskers.com

RETURNING STARTERS

John Turek, F, 6-9, Sr., 9.8 ppg, 5.9 rpg
Jake Muhleisen, G, 6-4, Sr., 7.7 ppg, 3.3 rpg
Marcus Neal, G, 6-0, Sr., 5.3 ppg, 1.8 rpg



Wednesday, December 29, 2004 in Milwaukee
7:00 p.m. CST

GENERAL INFORMATION

Location: Baltimore, Md.
Founded: 1900
Enrollment: 3,900
Nickname/Colors: Eagles/Royal Blue and Gold
President: Dr. Stanley F. Battle
Athletic Director: Ron "Fang" Mitchell
Conference: Mid-Eastern Athletic
Home Court (Capacity): Coppin Center (1,720)
Press Row Phone: (410) 951-4269

COACHING STAFF

Head Coach: Ron "Fang" Mitchell
Career Record (Years): 304-228 (18)
Team Record (Years): Same
Assistant Coaches: Don Anderson, Keith
Johnson, Larry Tucker
Basketball Office Phone: (410) 951-3735

BASKETBALL INFORMATION

2003-04 Record: 18-14
Conference Record (Place): 14-4 (Tied First)
Letterwinners Returning/Lost: 8/5
Starters Returning/Lost: 4/1
Series Record: Marquette leads 3-0
Last Meeting: November 22, 2002 (MARQ 64-46)

MEDIA RELATIONS INFORMATION

Men's Basketball Contact: Kevin Paige
Office Phone: (410) 951-3744
Home Phone: xx
FAX Number: (410) 951-3718
E-mail Address: kpaige@coppin.edu
Website Address: www.coppin.edu/athletics

RETURNING STARTERS

Henry Colter, C, 6-11, Sr., 4.8 ppg, 3.8 rpg
Nicholas King, F/C, 6-7, Jr., 10.8 ppg, 4.3 rpg
Raheem Scott, G, 6-2, Jr., 5.8 ppg, 3.7 rpg
Chad Yates, F/C, 6-9, Sr., 5.7 ppg, 4.0 rpg



Sunday, January 2, 2005 in Milwaukee
6:00 p.m. CST

GENERAL INFORMATION

Location: Fort Wayne, Ind.
Founded: 1964
Enrollment: 11,757
Nickname/Colors: Mastodons/Royal Blue/White
Chancellor: Dr. Michael A. Wartell
Athletic Director: Mark A. Pope
Conference: Independent
Home Court (Capacity): Memorial Coliseum
Press Row Phone: (260) 449-4811

COACHING STAFF

Head Coach: Doug Noll
Career Record (Years): 169-213 (12)
Team Record (Years): 37-106 (Five)
Assistant Coaches: Fred Andrews, Prentis Phillips
Basketball Office Phone: (260) 481-6889

BASKETBALL INFORMATION

2003-04 Record: 3-25
Conference Record (Place): N/A
Letterwinners Returning/Lost: 5/7
Starters Returning/Lost: 2/3
Series Record: First Meeting
Last Meeting: N/A

MEDIA RELATIONS INFORMATION

Men's Basketball Contact: Rudy Yovich
Office Phone: (260) 481-6646
Home Phone: (260) 490-8095
FAX Number: (260) 481-6002
E-mail Address: yovichr@ipfw.edu
Website Address: www.ipfw.edu/athletics

RETURNING STARTERS

David Simon, C, 6-10, Sr., 18.0 ppg, 9.8 rpg
Beau Bauer, G, 6-3, So., 7.7 ppg, 3.0 rpg



TULANE GREEN WAVE

Saturday, January 8, 2005 at Tulane
7:00 p.m. CST

GENERAL INFORMATION

Location: New Orleans, La.
Founded: 1834
Enrollment: 12,381
Nickname/Colors: Green Wave/Olive Green and Sky Blue
President: Dr. Scott Cowen
Athletic Director: Rick Dickson
Conference: Conference USA
Home Court (Capacity): Fogelman Arena (3,600)
Press Row Phone: (504) 862-8122

COACHING STAFF

Head Coach: Shawn Finney
Career Record (Years): 50-68 (Four)
Team Record (Years): Same
Assistant Coaches: Jeff Reynolds, Steve Snell, Mark Dannhoff
Basketball Office Phone: (504) 865-5505

BASKETBALL INFORMATION

2003-04 Record: 11-17
Conference Record (Place): 4-12 (Tenth)
Letterwinners Returning/Lost: 8/3
Starters Returning/Lost: 4/1
Series Record: Marquette leads 15-3
Last Meeting: February 21, 2004 (MARQ 81-69)

MEDIA RELATIONS INFORMATION

Men's Basketball Contact: John Sudsbury
Office Phone: (504) 314-7271
Home Phone: (504) 452-8016
FAX Number: (504) 865-5512
E-mail Address: jsudsbu@tulane.edu
Website Address: www.tulanegreenwave.com

RETURNING STARTERS

Quincy Davis, F/C, 6-9, Jr., 10.6 ppg, 10.6 rpg
Marcus Kinzer, G, 5-10, Sr., 10.1 ppg, 3.6 rpg
Vytas Tatarunas, F, 6-6, Jr., 9.3 ppg, 7.2 rpg
Ben Benfield, G, 6-3, Sr., 7.2 ppg, 2.7 rpg



MEMPHIS TIGERS

Thursday, January 13, 2005 at Memphis
8:00 p.m. CST

GENERAL INFORMATION

Location: Memphis, Tenn.
Founded: 1912
Enrollment: 20,332
Nickname/Colors: Tigers/Blue and Gray
President: Dr. Shirley Raines
Athletic Director: R.C. Johnson
Conference: Conference USA
Home Court (Capacity): FedExForum (18,400)
Press Row Phone: TBA

COACHING STAFF

Head Coach: John Calipari
Career Record (Years): 286-110 (12)
Team Record (Years): 93-39 (Four)
Assistant Coaches: Tony Barbee, Derek Kellogg, Ed Schilling
Basketball Office Phone: (901) 678-2346

BASKETBALL INFORMATION

2003-04 Record: 22-8
Conference Record (Place): 12-4 (Tie-First)
Letterwinners Returning/Lost: 9/4
Starters Returning/Lost: 4/1
Series Record: Memphis leads 13-12
Last Meeting: February 14, 2004 (MEM 89-71)

MEDIA RELATIONS INFORMATION

Men's Basketball Contact: Lamar Chance
Office Phone: (901) 678-2349
Cell Phone: (901) 734-9949
FAX Number: (901) 678-4134
E-mail Address: lchance1@memphis.edu
Website Address: www.gotigersgo.com

RETURNING STARTERS

Sean Banks, F, 6-8, So., 17.4 ppg, 6.5 rpg
Rodney Carney, F, 6-7, Jr., 13.0 ppg, 5.7 rpg
Jeremy Hunt, G, 6-4, Jr., 9.6 ppg, 5.3 rpg
Anthony Rice, G, 6-4, Sr., 9.0 ppg, 3.5 rpg



SOUTH FLORIDA BULLS

Saturday, January 15, 2005 in Milwaukee
8:00 p.m. CST

GENERAL INFORMATION

Location: Tampa, Fla.
Founded: 1956
Enrollment: 41,392
Nickname/Colors: Bulls/Green and Gold
President: Dr. Judy Genshaft
Athletic Director: Doug Woolard
Conference: Conference USA
Home Court (Capacity): USF Sun Dome (10,411)
Press Row Phone: (813) 974-3287

COACHING STAFF

Head Coach: Robert McCullum
Career Record (Years): 51-65 (Four)
Team Record (Years): 7-20 (One)
Assistant Coaches: Julius Allen, Frank Burnell, Greg Gary
Basketball Office Phone: (813) 974-3068

BASKETBALL INFORMATION

2003-04 Record: 7-20
Conference Record (Place): 1-15 (14th)
Letterwinners Returning/Lost: 8/5
Starters Returning/Lost: 3/2
Series Record: Marquette Leads 11-2
Last Meeting: February 26, 2004 (MARQ 70-63)

MEDIA RELATIONS INFORMATION

Men's Basketball Contact: Fred Huff
Office Phone: (813) 974-4086
Home Phone: (813) 914-0784
FAX Number: (813) 974-5328
E-mail Address: huff@admin.usf.edu
Website Address: www.gousfbulls.com

RETURNING STARTERS

Terrence Leather, F, 6-9, Sr., 15.5 ppg, 8.4 rpg
Bradley Mosley, G, 6-2, Sr., 14.6 ppg, 2.9 rpg
Brian Swift, G, 5-10, Sr., 9.9 ppg, 2.7 rpg

2004-05 OPPONENTS



DEPAUL
BLUE DEMONS

Thursday, January 20, 2005 at DePaul
8:00 p.m. CST
Sunday, February 20, 2005 in Milwaukee
12:30 p.m. CST

GENERAL INFORMATION

Location: Chicago, Ill.
Founded: 1898
Enrollment: 24,300
Nickname/Colors: Blue Demons/Royal Blue and Scarlet
President: Rev. Dennis H. Holschneider, C.M.
Athletic Director: Jean Lenti Ponsetto
Conference: Conference USA
Home Court (Capacity): Allstate Arena (17,500)
Press Row Phone: (847) 296-6999

COACHING STAFF

Head Coach: Dave Lertao
Career Record (Years): 60-58 (Four)
Team Record (Years): 38-23 (Two)
Assistant Coaches: Gene Cross, Tyler Jones, John Oppert/Vemer
Basketball Office Phone: (773) 325-7521

BASKETBALL INFORMATION

2003-04 Record: 22-10
Conference Record (Place): 12-4 (Tied-First)
Letterwinners Returning/Lost: 9/4
Starters Returning/Lost: 3/2
Series Record: Marquette leads 58-41
Last Meeting: February 7, 2004 (DePaul 84-78)

MEDIA RELATIONS INFORMATION

Men's Basketball Contact: Scott Reed
Office Phone: (773) 325-7525
Home Phone: (773) 338-5898
FAX Number: (773) 325-7531
E-mail Address: sreedi@depaul.edu
Website Address: www.depaulbluedemons.com

RETURNING STARTERS

Drake Diener, G, 6-5, Sr., 12.6 ppg, 3.5 rpg
Quemont Greer, F, 6-7, Sr., 12.6 ppg, 7.4 rpg
Sammy Mejia, G, 6-6, So., 7.9 ppg, 4.3



CHARLOTTE
49ERS

Saturday, January 22, 2005 in Milwaukee
2:00 p.m. CST

GENERAL INFORMATION

Location: Charlotte, N.C.
Founded: 1946
Enrollment: 19,608
Nickname/Colors: 49ers/Green and White
President: Dr. James H. Woodward
Athletic Director: Judy Rose
Conference: Conference USA
Home Court (Capacity): Halton Arena (9,105)
Press Row Phone: (704) 687-4999

COACHING STAFF

Head Coach: Bobby Lutz
Career Record (Years): 295-164 (15)
Team Record (Years): 114-75 (Six)
Assistant Coaches: Rob Moxley, Benny Moss, Dalonte Hill
Basketball Office Phone: (704) 687-4939

BASKETBALL INFORMATION

2003-04 Record: 21-9
Conference Record (Place): 12-4 (First)
Letterwinners Returning/Lost: 7/5
Starters Returning/Lost: 4/1
Series Record: Charlotte leads 12-10
Last Meeting: January 20, 2004 (CHAR 84-76)

MEDIA RELATIONS INFORMATION

Men's Basketball Contact: Tom Whitestone
Office Phone: (704) 687-6310
Home Phone: (704) 455-9636
FAX Number: (704) 687-4918
E-mail Address: tewhites@email.uncc.edu
Website Address: www.charlotte49ers.com

RETURNING STARTERS

Curtis Withers, F, 6-8, Jr., 16.3 ppg, 9.5 rpg
Brendan Plavich, G, 6-2, Sr., 12.2 ppg, 1.8 apg
Eddie Basden, G/F, 6-5, Sr., 10.4 ppg, 6.4 rpg
Martin Ili, C, 7-0, So., 6.0 ppg, 4.7 rpg



LOUISVILLE
CARDINALS

Wednesday, January 26, 2005 at Louisville
6:00 p.m. CST
Thursday, February 17, 2005 in Milwaukee
6:00 p.m. CST

GENERAL INFORMATION

Location: Louisville, Ky.
Founded: 1798
Enrollment: 21,000
Nickname/Colors: Cardinals/Red and Black
President: Dr. James Ramsey
Athletic Director: Tom Jurich
Conference: Conference USA
Home Court (Capacity): Freedom Hall (18,000)
Press Row Phone: (502) 852-5567

COACHING STAFF

Head Coach: Rick Pitino
Career Record (Years): 416-154 (18)
Team Record (Years): 64-30 (Three)
Assistant Coaches: Kevin Willard, Vince Tarver, Reggie Theus
Basketball Office Phone: (502) 852-6651

BASKETBALL INFORMATION

2003-04 Record: 20-10
Conference Record (Place): 9-7 (Tied-Six)
Letterwinners Returning/Lost: 10/4
Starters Returning/Lost: 3/2
Series Record: Louisville leads 31-23
Last Meeting: March 6, 2004 (MARQ 81-8)

MEDIA RELATIONS INFORMATION

Men's Basketball Contact: Kenny Klein
Office Phone: (502) 852-6581
Home Phone: (502) 636-3555
FAX Number: (502) 852-7401
E-mail Address: kennyklein@louisville.edu
Website Address: www.uoflsports.com

RETURNING STARTERS

Taquan Dean, G, 6-3, Jr., 10.8 ppg, 3.6 rpg
Francisco Garcia, F, 6-7, Jr., 16.4 ppg, 4.5 rpg
Larry O'Bannon, G/F, 6-4, Sr., 10.3 ppg, 2.7 rpg



SAINT LOUIS BILLIKENS

Saturday, January 29, 2005 at Saint Louis
1:10 p.m. CST

Saturday, March 5, 2005 in Milwaukee
Noon CST

GENERAL INFORMATION

Location: St. Louis, Missouri
Founded: 1818
Enrollment: 11,274
Nickname/Colors: Billikens/Blue & White
President: Lawrence Biondi, SJ
Athletic Director: Cheryl L. Levick
Conference: Conference USA
Home Court (Capacity): Savis Center (20,000)
Press Row Phone: (314) 589-5832

COACHING STAFF

Head Coach: Brad Soderberg
Career Record (Years): 166-100 (Ten)
Team Record (Years): 35-27 (Two)
Assistant Coaches: Anthony Beane, Angres
Thorpe, Jason Grunkemeyer
Basketball Office Phone: (314) 977-3170

BASKETBALL INFORMATION

2003-04 Record: 19-13
Conference Record (Place): 9-7 (Tied-Sixth)
Letterwinners Returning/Lost: 7/4
Starters Returning/Lost: 3/2
Series Record: Marquette leads 30-22
Last Meeting: February 18, 2004 (SLU 58-54)

MEDIA RELATIONS INFORMATION

Men's Basketball Contact: Doug McIlhagga
Office Phone: (314) 977-3462
Home Phone: (636) 939-3437
FAX Number: (314) 977-7193
E-mail Address: mcilhad2@slu.edu
Website Address: www.slubillikens.com

RETURNING STARTERS

Reggie Bryant, G, 6-2, Sr., 16.4 ppg
Tom Frericks, C, 6-9, Sr., 7.7 ppg, 6.0 rpg
Izik Ohanon, F, 6-9, Sr., 7.2 ppg, 2.8 rp



UAB BLAZERS

Wednesday, February 2, 2005 in Milwaukee
7:00 p.m. CST

GENERAL INFORMATION

Location: Birmingham, Ala.
Founded: 1969
Enrollment: 17,345
Nickname/Colors: Blazers/Forest Green &
Old Gold
President: Dr. Carol Z. Garrison
Athletic Director: Watson Brown
Conference: Conference USA
Home Court (Capacity): Bartow Arena (8,500)
Press Row Phone: TBA

COACHING STAFF

Head Coach: Mike Anderson
Career Record (Years): 43-23 (Two)
Team Record (Years): Same
Assistant Coaches: Chris Giles, Scott Edgar,
Matt Zimmerman
Basketball Office Phone: (205) 934-3402

BASKETBALL INFORMATION

2003-04 Record: 22-10
Conference Record (Place): 12-4 (Tied-First)
Letterwinners Returning/Lost: 10/5
Starters Returning/Lost: 2/3
Series Record: Marquette leads 12-7
Last Meeting: February 28, 2004 (UAB 87-69)

MEDIA RELATIONS INFORMATION

Men's Basketball Contact: TBA
Office Phone: TBA
Home Phone: TBA
FAX Number: (205) 934-7505
E-mail Address: TBA
Website Address: www.uabsports.com

RETURNING STARTERS

Demario Eddins, F, 6-7, Jr., 10.1 ppg, 4.7 rpg
Squeaky Johnson, G, 5-10, Jr., 4.8 ppg, 1.8 rpg



SOUTHERN MISS GOLDEN EAGLES

Saturday, February 5, 2005 in Milwaukee
Noon CST

GENERAL INFORMATION

Location: Hattiesburg, Miss.
Founded: 1910
Enrollment: 15,974
Nickname/Colors: Golden Eagles/Black and Gold
President: Dr. Shelby F. Thames
Athletic Director: Richard Giannini
Conference: Conference USA
Home Court (Capacity): Reed Green
Coliseum (8,095)
Press Row Phone: (601) 266-5428

COACHING STAFF

Head Coach: Larry Eustachy
Career Record (Years): 260-145 (14)
Team Record (Years): First Year
Assistant Coaches: Steve Barnes, Austin Norris
Basketball Office Phone: (601) 266-6355

BASKETBALL INFORMATION

2003-04 Record: 13-15
Conference Record (Place): 6-10 (Tenth)
Letterwinners Returning/Lost: 7/4
Starters Returning/Lost: 3/3
Series Record: Marquette leads 5-4
Last Meeting: January 16, 2004 (USM 83-61)

MEDIA RELATIONS INFORMATION

Men's Basketball Contact: Mike Martinez
Office Phone: (601) 266-4503
Home Phone: (601) 296-4899
FAX Number: (601) 266-4507
E-mail Address: mike.martinez@usm.edu
Website Address: www.southernmiss.com

RETURNING STARTERS

Dante Stiggers, G, 6-3, Sr., 3.6 ppg, 2.0 rpg
David Haywood, G, 6-4, Sr., 6.6 ppg, 2.1 rpg
Jarekus Singleton, G, 6-3, So., 6.8 ppg, 2.2 rpg

2004-05 OPPONENTS



TCU
HORNED FROGS

Wednesday, February 9, 2005 at TCU
7:05 p.m. CST

GENERAL INFORMATION

Location: Fort Worth, Texas
Founded: 1873
Enrollment: 8,066
Nickname/Colors: Horned Frogs/Purple and White
Chancellor: Dr. Victor Boschini
Athletic Director: Eric Hyman
Conference: Conference USA
Home Court (Capacity): Daniel Meyer Coliseum (7,201)
Press Row Phone: (817) 257-7337

COACHING STAFF

Head Coach: Neil Dougherty
Career Record (Years): 21-36 (Two)
Team Record (Years): Same
Assistant Coaches: Rick Callahan, Kevin Lewis, David Cason
Basketball Office Phone: (817) 257-7968

BASKETBALL INFORMATION

2003-04 Record: 12-17
Conference Record (Place): 7-9 (Ninth)
Letterwinners Returning/Lost: 11/2
Starters Returning/Lost: 4/1
Series Record: Tied 2-2
Last Meeting: March 10, 2004 (TCU 64-62)

MEDIA RELATIONS INFORMATION

Men's Basketball Contact: Drew Harris
Office Phone: (817) 257-5378
Home Phone: (817) 343-2064
FAX Number: (817) 257-7964
E-mail Address: dharris@tcu.edu
Website Address: www.gofrogs.com

RETURNING STARTERS

Corey Santee, G, 6-2, Sr., 14.5 ppg, 3.1 rpg
Marcus Shropshire, G, 6-0, Sr., 13.1 ppg, 2.6 rpg
Chudi Chinweze, F, 6-7, Jr., 10.7 ppg, 4.9 rpg
Femi Ibikunle, C, 6-9, So., 3.7 ppg, 4.6 rpg



EAST CAROLINA
PIRATES

Saturday, February 12, 2005 at East Carolina
6:00 p.m. CST

GENERAL INFORMATION

Location: Greenville, N.C.
Founded: 1907
Enrollment: 21,979
Nickname/Colors: Pirates/Purple and Gold
Chancellor: Dr. Steve Ballard
Athletic Director: Terry Holland
Conference: Conference USA
Home Court (Capacity): Williams Arena at Minges Coliseum (8,000)
Press Row Phone: (252) 328-0135

COACHING STAFF

Head Coach: Bill Herrion
Career Record (Years): 228-150 (13)
Team Record (Years): 61-79 (Five)
Assistant Coaches: Greg Herenda, Dino Presely, George Stackhouse
Basketball Office Phone: (252) 328-4592

BASKETBALL INFORMATION

2003-04 Record: 13-14
Conference Record (Place): 5-12 (11th)
Letterwinners Returning/Lost: 4/7
Starters Returning/Lost: 2/3
Series Record: Marquette leads 3-2
Last Meeting: March 3, 2004 (MARQ 77-73)

MEDIA RELATIONS INFORMATION

Men's Basketball Contact: Jody Jones
Office Phone: (252) 328-4522
Home Phone: (252) 215-5623
FAX Number: (252) 328-4528
E-mail Address: jonesjod@mail.ecu.edu
Website Address: www.ecupirates.com

RETURNING STARTERS

Moussa Badiane, C, 6-10, Sr., 8.5 ppg, 6.3 rpg
Mike Cook, G, 6-4, So., 10.4 ppg, 3.5 rpg



CINCINNATI BEARCATS

Thursday, February 24, 2005 at Cincinnati
8:00 p.m. CST

GENERAL INFORMATION

Location: Cincinnati, Ohio
Founded: 1819
Enrollment: 34,000
Nickname/Colors: Bearcats/Red and Black
President: Dr. Nancy L. Zimpher
Athletic Director: Bob Goin
Conference: Conference USA
Home Court (Capacity): Fifth Third Arena at Shoemaker Center (13,176)
Press Row Phone: (513) 556-3800

COACHING STAFF

Head Coach: Bob Huggins
Career Record (Years): 542-191 (23)
Team Record (Years): 347-119 (15)
Assistant Coaches: Andy Kennedy, Keith LeGree
Basketball Office Phone: (513) 556-5847

BASKETBALL INFORMATION

2003-04 Record: 25-7
Conference Record (Place): 12-4 (Tied-First)
Letterwinners Returning/Lost: 8/4
Starters Returning/Lost: 3/2
Series Record: Cincinnati leads 22-15
Last Meeting: January 14, 2004 (UC 85-73)

MEDIA RELATIONS INFORMATION

Men's Basketball Contact: Brian Teter
Office Phone: (513) 556-5191
Home Phone: (513) 378-7038
FAX Number: (513) 556-0619
E-mail Address: teterb@ucmail.uc.edu
Website Address: www.ucbearcats.com

RETURNING STARTERS

Armein Kirkland, G/F, 6-8, Jr., 6.0 ppg, 2.6 rpg
Jason Maxiell, F, 6-7, Sr., 13.6 ppg, 6.9 rpg
James White, F, 6-7, Jr., 7.9 ppg, 4.0 rpg



HOUSTON COUGARS

March 2, 2004 in Milwaukee
7:00 p.m. CST

GENERAL INFORMATION

Location: Houston, Texas
Founded: 1927
Enrollment: 32,296
Nickname/Colors: Cougars/Scarlet & White w/Navy Trim
President: Dr. Jay Gogue
Athletic Director: Dave Maggard
Conference: Conference USA
Home Court (Capacity): Hofheinz Pavillion (8,479)
Press Row Phone: (713) 743-9414

COACHING STAFF

Head Coach: Tom Penders
Career Record (Years): 527-361 (30)
Team Record (Years): First Year
Assistant Coaches: Melvin Haralson, Shanon Hays, George Walker
Basketball Office Phone: (713) 743-9430

BASKETBALL INFORMATION

2003-04 Record: 9-18
Conference Record (Place): 3-13 (13th)
Letterwinners Returning/Lost: 6/9
Starters Returning/Lost: 3/2
Series Record: Marquette leads 7-4
Last Meeting: January 7, 2004 at Houston (MARQ 65-52)

MEDIA RELATIONS INFORMATION

Men's Basketball Contact: Rick Poulter
Office Phone: (713) 743-9407
Home Phone: (281) 498-7364
FAX Number: (713) 743-9411
E-mail Address: rpoulter@uh.edu
Website Address: www.uhcougars.com

RETURNING STARTERS

Andre Ownes, G, 6-4, Sr., 16.0 ppg, 5.4 rpg
Lanny Smith, G, 6-3, So., 8.4 ppg, 3.2 rpg
Andrew Francis, F, 6-7, So., 7.3 ppg, 6.5 rpg

ALL-TIME RECORD VS. 2004-05 OPPONENTS

Air Force (15-5)

1982-83	H	W	80-52
1983-84	N	W	80-60
1979-80	H	W	70-50
1978-79	A	W	61-43
1977-78	H	W	76-59
1976-77	A	W	74-56
1971-72	H	W	79-56
1970-71	A	W	77-62
1969-70	H	W	79-74
1968-69	A	W	69-57
1967-68	H	W	87-61
1966-67	A	W	72-65
1965-66	H	L	79-83(OT)
1964-65	A	L	73-75
1963-64	H	L	62-78
1962-63	A	L	63-70
1961-62	H	W	60-36
1960-61	A	W	72-63
1959-60	A	L	60-70(OT)
1958-59	H	W	67-46

Arizona (1-2)

1973-74	H	W	75-62
1993-94	A	L	80-94
2003-04	A	L	75-85

Binghamton - First Meeting

Charlotte (10-12)

1976-77	N	W	51-49
1978-79	H	W	61-57
1980-81	A	L	58-61
1981-82	H	W	67-66
1995-96	A	L	69-79
1995-96	H	W	78-68
1996-97	A	L	46-66
1996-97	H	W	60-52
1997-98	A	L	53-66
1997-98	H	L	56-58
1997-98	N	L	55-63
1998-99	A	L	61-67
1998-99	H	W	69-59
1999-00	H	W	65-55
1999-00	A	L	54-60
2000-01	H	L	71-74
2000-01	A	L	62-85
2001-02	A	L	68-76
2001-02	H	W	66-52
2002-03	A	W	67-64
2002-03	H	W	75-67
2003-04	A	L	76-84

Cincinnati (15-22)

1973-74	A	L	77-92
1974-75	H	L	58-68
1976-77	A	L	62-63
1976-77	N	W	66-51
1977-78	H	W	57-45
1982-83	H	W	69-52
1984-85	A	W	56-54
1991-92	H	L	57-71
1991-92	A	L	59-70
1991-92	N	L	49-62
1992-93	A	L	53-55
1992-93	H	L	37-66
1993-94	A	W	61-60
1993-94	H	L	82-89 (2OT)
1993-94	A	L	63-72
1994-95	H	L	64-91
1994-95	A	W	59-52
1995-96	A	L	70-91
1995-96	H	W	74-72

1995-96	N	L	84-85 (OT)
1996-97	A	L	70-91
1996-97	H	L	74-80
1996-97	N	W	91-79
1997-98	A	L	51-68
1997-98	H	W	66-63 (OT)
1998-99	A	L	56-75
1998-99	H	W	62-58
1999-00	A	L	48-67
1999-00	H	L	60-72
2000-01	H	W	47-44
2000-01	A	W	66-63 (OT)
2001-02	H	W	74-60
2001-02	A	L	62-63
2001-02	N	L	63-77
2002-03	A	W	82-76
2002-03	H	W	70-61
2003-04	H	L	73-85

Coppin State (3-0)

2002-03	H	W	64-46
1999-00	H	W	63-55
1995-96	H	W	95-69

Delaware State (1-0)

1992-93	H	W	105-65
---------	---	---	--------

DePaul (58-41)

1917-18	A	L	17-21
1917-18	H	W	20-19
1921-22	A	W	44-17
1942-43	H	L	46-54
1942-43	A	L	37-42
1943-44	A	W	51-49
1944-45	A	L	32-59
1945-46	A	L	38-66
1946-47	A	W	52-45
1947-48	A	L	49-65
1956-57	H	W	61-60 (OT)
1958-59	A	L	80-89
1958-59	H	W	82-69
1959-60	A	L	55-75
1959-60	H	L	63-65
1960-61	A	L	78-81 (OT)
1960-61	H	W	87-64
1961-62	A	W	75-68
1961-62	H	W	99-83
1962-63	A	L	72-79
1962-63	H	W	87-81
1963-64	A	L	69-90
1963-64	H	L	69-72
1964-65	A	L	54-72
1964-65	H	L	61-67
1965-66	H	L	69-82
1965-66	A	L	70-76
1966-67	H	W	68-65
1966-67	A	L	74-79
1967-68	H	W	71-50
1967-68	A	W	58-53
1968-69	A	W	77-72
1968-69	H	W	66-55
1969-70	A	W	72-60
1969-70	H	W	79-60
1970-71	H	W	73-51
1970-71	A	W	84-55
1971-72	H	W	70-61
1971-72	A	W	79-61
1972-73	H	W	60-59
1972-73	A	W	70-55
1973-74	H	W	63-59
1973-74	A	W	70-57
1974-75	H	W	61-60
1974-75	A	W	72-69
1975-76	A	W	79-72

1975-76	H	W	64-53
1976-77	A	W	85-64
1976-77	H	L	72-77 (2OT)
1977-78	H	W	80-74
1978-79	A	L	60-61
1978-79	N	L	56-62
1979-80	H	L	85-92
1980-81	A	L	71-78
1981-82	H	L	66-67
1982-83	A	L	62-74
1983-84	A	L	49-64
1984-85	A	L	52-69
1984-85	H	W	68-64
1985-86	H	W	70-65 (OT)
1985-86	A	L	87-95
1986-87	H	L	76-88
1986-87	A	L	59-68
1987-88	A	L	66-81
1987-88	H	L	65-77
1988-89	H	W	72-64
1988-89	A	L	79-91
1989-90	A	L	62-71
1989-90	H	W	77-55
1990-91	A	L	63-68
1990-91	H	L	56-84
1991-92	H	L	58-65
1991-92	A	W	73-65
1992-93	A	W	87-76
1992-93	H	W	86-75
1993-94	A	W	71-52
1993-94	H	W	70-62
1994-95	A	L	48-63
1994-95	H	W	81-71
1995-96	A	W	73-60
1995-96	H	W	75-65
1996-97	H	W	75-50
1996-97	A	W	61-49
1996-97	N	W	79-53
1997-98	H	W	58-49
1997-98	A	W	73-51
1997-98	N	W	52-50
1998-99	A	L	60-75
1998-99	H	W	62-46
1999-00	A	W	69-60
1999-00	H	L	35-55
2000-01	A	W	69-49
2000-01	H	W	82-64
2001-02	A	W	87-68
2001-02	H	W	72-53
2002-03	H	W	72-51
2002-03	A	W	73-60
2003-04	H	W	70-62
2003-04	A	L	78-84

East Carolina (3-2)

2001-02	H	W	70-58
2001-02	A	L	46-51
2002-03	A	L	70-73
2002-03	H	W	80-48
2003-04	H	W	77-73

Houston (7-4)

1949-50	H	W	69-64
1960-61	A	L	61-77
1967-68	N	L	65-77
1996-97	H	W	76-67
1997-98	H	W	70-52
1998-99	A	W	65-62
1999-00	H	W	65-61
1999-00	N	L	75-77
2000-01	A	L	64-66
2001-02	N	W	85-73
2003-04	A	N	65-52

Illinois State - First Meeting

IPFW - First Meeting

Jacksonville State - First Meeting

Kent State (1-1)

1988-89	N	W	68-64
1950-51	A	L	50-56

Louisville (23-31)

1951-52	A	L	63-76
1952-53	A	L	76-78
1952-53	H	L	83-86
1953-54	A	L	68-76
1953-54	H	L	79-88
1954-55	H	W	66-62
1954-55	A	W	82-78
1955-56	H	L	68-84
1955-56	A	L	65-76
1956-57	H	L	68-75
1956-57	A	L	79-99
1957-58	A	L	65-73
1957-58	H	W	85-79
1958-59	H	W	66-62
1958-59	A	L	55-68
1959-60	H	W	61-57
1959-60	A	W	78-70
1960-61	H	L	63-84
1960-61	A	L	50-75
1961-62	H	W	63-53
1961-62	A	L	63-85
1962-63	H	W	68-64
1962-63	A	W	77-76
1963-64	A	L	67-85
1963-64	H	L	73-85
1964-65	H	L	60-73
1965-66	A	L	61-70
1974-75	H	L	69-80
1975-76	A	W	72-62
1976-77	H	L	75-78 (OT)
1977-78	A	L	60-61
1978-79	H	W	71-55
1979-80	A	L	63-76
1980-81	H	L	60-79
1981-82	A	L	68-80
1982-83	H	L	73-81
1983-84	A	W	65-60
1995-96	A	W	80-79 (2OT)
1996-97	H	W	79-71 (OT)
1997-98	A	W	71-70
1997-98	H	W	57-52
1998-99	H	L	63-78
1998-99	A	L	77-81
1999-00	H	W	66-64 (OT)
1999-00	A	L	64-76
2000-01	A	L	65-75
2000-01	H	L	74-77 (3OT)
2001-02	A	W	75-71
2001-02	H	W	75-63
2001-02	N	W	84-76
2002-03	H	L	70-73
2002-03	A	W	78-73
2003-04	A	W	77-70
2003-04	H	W	81-80

Memphis (12-13)

1956-57	N	L	76-77
1963-64	A	L	74-88
1964-65	H	L	70-82
1971-72	A	W	74-73

1972-73	H	W	72-69
1980-81	H	W	86-67
1981-82	A	L	70-77
1991-92	A	L	55-59
1991-92	H	W	82-67
1992-93	H	W	78-66
1992-93	A	L	63-68
1993-94	H	W	79-67
1993-94	A	W	51-46
1994-95	A	L	71-77 (2OT)
1994-95	H	W	80-61
1995-96	H	W	59-55
1995-96	A	W	72-60
1996-97	A	L	47-54
1996-97	N	W	63-45
1997-98	H	L	65-77
1998-99	A	L	79-81
1999-00	H	L	49-53
2000-01	A	W	71-65
2000-01	N	L	64-71
2003-04	H	L	71-89

**Mississippi –
First Meeting****Nebraska (3-3)**

1986-87	A	L	76-78
1958-59	A	L	60-62
1957-58	H	W	79-64
1945-46	H	W	48-36
1940-41	A	L	20-35
1933-34	H	W	25-22

**Oakland –
First Meeting****Penn State (3-2)**

1994-95	N	W	87-79
1991-92	H	L	56-60
1989-90	A	L	54-57
1977-78	A	W	73-60
1976-77	H	W	79-49

Saint Louis (30-22)

1925-26	A	L	19-32
1933-34	H	W	30-21
1934-35	A	L	35-38
1935-36	A	L	27-32
1936-37	H	W	34-29
1936-37	A	W	30-29
1949-50	A	L	44-69
1951-52	A	L	63-98
1961-62	A	L	64-74
1961-62	H	W	80-64
1962-63	A	L	62-73
1962-63	H	W	69-58
1962-63	N	W	84-49
1969-70	A	W	66-54
1970-71	H	W	95-72
1977-78	H	W	56-54
1978-79	A	W	71-51
1989-90	H	W	65-59
1989-90	A	L	55-65
1990-91	A	L	69-73
1990-91	H	W	72-69
1990-91	N	L	82-92
1991-92	A	W	70-67
1991-92	H	W	71-48
1991-92	N	W	74-63
1992-93	H	W	65-53
1992-93	A	W	65-62
1992-93	N	L	57-63
1993-94	H	W	62-52
1993-94	A	L	66-76
1994-95	A	L	73-81

1994-95	H	L	48-55
1994-95	H	L	56-73
1995-96	H	W	69-47
1995-96	A	L	58-69
1996-97	H	W	69-48
1996-97	A	W	56-54
1997-98	H	L	62-71
1997-98	A	L	65-67
1998-99	H	W	60-51
1998-99	A	L	46-48 (OT)
1998-99	N	L	52-59
1999-00	H	W	56-38
1999-00	A	L	52-67
2000-01	A	W	73-64
2000-01	H	W	75-69
2001-02	H	W	61-53
2001-02	A	W	55-38
2002-03	A	W	60-54
2002-03	H	W	68-64
2003-04	H	W	61-59
2003-04	A	L	54-58

Sam Houston State (2-0)

2001-02	H	W	77-58
1991-92	H	W	75-44

**South Carolina State –
First Meeting****South Dakota State –
First Meeting****South Florida (11-2)**

1986-87	H	W	77-61
1992-93	A	W	69-54
1993-94	H	W	78-54
1994-95	H	W	57-50 (OT)
1995-96	H	W	82-61
1995-96	N	W	65-56
1996-97	A	W	71-36
1997-98	A	L	53-57
1998-99	H	L	63-75
1999-00	A	W	61-60
2000-01	H	W	72-68
2002-03	H	W	96-63
2003-04	A	W	70-63

Southern Miss (5-4)

1980-81	H	L	72-84
1995-96	A	W	58-55
1996-97	H	W	61-44
1997-98	A	W	46-43
1998-99	H	L	50-59
1999-00	A	W	79-67
2000-01	H	L	65-78
2001-02	A	W	72-58
2003-04	A	L	61-83

TCU (2-2)

2001-02	H	W	83-72
2002-03	A	W	79-68
2003-04	H	L	79-85
2003-04	N	L	62-64

Tulane (15-3)

1968-69	H	W	85-72
1969-70	A	W	79-67
1970-71	H	W	90-67
1971-72	A	W	73-60
1972-73	H	W	88-59
1974-75	A	W	73-65
1975-76	H	W	75-63
1976-77	A	W	63-44
1995-96	A	L	74-75
1996-97	H	L	53-54

1997-98	A	W	66-40
1998-99	H	W	65-59
1999-00	A	L	68-73
2000-01	H	W	82-57
2000-01	N	W	72-67
2001-02	H	W	68-66
2002-03	A	W	85-73
2003-04	H	W	81-69

UAB (12-7)

1991-92	H	W	66-54
1991-92	A	L	60-64
1992-93	A	W	80-66
1992-93	H	L	38-44
1993-94	A	W	60-58
1993-94	H	W	58-54
1994-95	H	W	77-54
1994-95	A	W	80-70
1994-95	H	W	55-46
1995-96	H	W	73-64
1996-97	A	W	68-52
1997-98	H	L	52-65
1998-99	A	L	66-73 (OT)
1999-00	H	W	68-58
2000-01	A	L	66-72
2001-02	H	W	67-59
2002-03	H	W	98-87
2002-03	N	L	76-83
2003-04	A	L	69-87

Western Carolina (2-0)

2000-01	H	W	78-66
1974-75	H	W	63-53

Wisconsin (50-60)

1917-18	A	L	14-15
1920-21	H	L	18-23
1922-23	A	W	9-8
1923-24	H	L	7-27
1925-26	H	L	26-42
1926-27	H	L	26-29
1929-30	A	L	15-29
1929-30	H	L	22-29
1930-31	H	W	16-14
1931-32	H	W	26-23
1931-32	A	L	16-18
1932-33	A	W	18-16
1932-33	H	W	22-16
1933-34	A	L	30-32
1933-34	H	W	28-26
1934-35	A	L	20-29
1934-35	H	W	33-25
1935-36	A	L	22-35
1935-36	H	L	21-46
1936-37	A	L	21-29
1936-37	H	L	29-35
1937-38	A	W	32-21
1937-38	H	W	38-32
1938-39	A	L	26-27
1938-39	H	W	46-27
1939-40	A	L	39-46
1939-40	H	W	41-28
1940-41	A	L	32-38
1940-41	H	W	40-30
1941-42	A	L	34-35
1941-42	H	L	25-36
1942-43	A	L	36-45
1942-43	H	L	38-50
1943-44	A	W	51-43
1943-44	H	L	37-40
1944-45	A	L	40-45
1944-45	H	L	39-46
1945-46	A	L	32-42
1945-46	H	W	62-41
1946-47	A	L	51-65

1946-47	H	W	35-47
1947-48	A	L	50-57
1947-48	H	L	60-67
1948-49	A	L	63-67 (OT)
1948-49	H	L	34-60
1949-50	A	L	48-63
1949-50	H	L	45-62
1950-51	A	L	42-49
1950-51	H	W	61-58
1951-52	A	L	46-48
1951-52	H	W	51-47
1952-53	A	L	55-76
1953-54	H	L	56-64
1958-59	A	W	76-47
1959-60	H	W	84-66
1960-61	A	L	51-55
1961-62	H	W	92-75
1962-63	A	L	58-76
1962-63	H	L	56-70
1963-64	H	L	68-72
1964-65	H	W	62-61
1964-65	A	W	59-58
1965-66	H	L	72-73
1966-67	A	W	66-60
1967-68	H	L	65-77
1967-68	H	W	71-56
1968-69	H	W	59-56 (OT)
1968-69	A	L	50-56
1969-70	H	W	64-43
1969-70	H	W	60-51
1970-71	H	W	72-69
1970-71	A	W	89-75
1971-72	H	W	72-60
1972-73	H	W	75-73 (2OT)
1972-73	A	W	64-58
1973-74	H	W	49-48 (OT)
1973-74	H	W	59-58
1974-75	A	W	69-63
1975-76	H	W	78-54
1975-76	H	W	82-66
1976-77	H	W	64-57
1976-77	A	W	73-58
1977-78	H	W	75-64
1978-79	A	L	52-65
1979-80	H	L	56-57
1980-81	A	W	64-53
1981-82	H	W	94-64
1982-83	A	W	68-62
1983-84	H	W	74-59
1985-86	A	L	74-75
1986-87	H	W	84-71
1987-88	A	L	55-66
1988-89	H	L	55-70
1988-89	A	L	50-61
1989-90	H	L	58-63
1989-90	A	L	65-82
1990-91	H	W	69-58
1991-92	A	L	63-81
1992-93	H	L	67-77
1993-94	A	L	52-71
1994-95	H	W	80-65
1995-96	A	L	46-55
1996-97	H	W	59-52
1997-98	A	W	65-60
1998-99	H	L	45-61
1999-00	A	L	74-86
2000-01	H	L	47-52
2001-02	A	L	73-86
2002-03	H	W	63-54
2003-04	A	L	59-63

ALL-TIME SERIES RECORDS

A

Abilene Christian	1-0
Air Force	15-5
Alabama	0-1
UAB	12-7
American	1-0
American-Puerto Rico	1-0
Appalachian State	3-0
Aquinas	2-0
Arizona	1-2
Arkansas	0-1
Arkansas-Little Rock	2-0
Arkansas-Pine Bluff	1-0
Army	1-0
Auburn	2-0
Augsburg	1-0
Austin Peay	1-1

B

Baptist College	1-0
Baylor	1-1
Belmont Abbey	1-0
Beloit	5-0
Bedford-Cookman	1-0
Bona Fide	1-0
Boston College	2-1
Bowling Green	15-7
Bradley	10-15
Brighton Young	2-2
Brown	2-0
Butler	14-13

C

Cal State-Bakersfield	1-0
Cal State-Los Angeles	4-2
Cal State-Northridge	1-0
Cal State-Sacramento	1-0
Canisius	4-1
Carleton	2-0
Carroll	13-2
Case Western Reserve	2-0
Previously known as Western Reserve (1924-36)	
Clemson	2-0
Central Florida	1-0
Charleston	1-0
Charleston Southern	1-0
Charlotte	10-12
Chicago	15-4
Chicago State	5-0
Cincinnati	15-22
Clemson	2-1
Cleveland State	2-1
Coastal Carolina	1-0
Colorado	3-1
Columbia	4-0
Concordia (Mo.)	1-0
Concordia (Wis.)	1-0
Coppin State	3-0
Cornell	1-0
Craigton	48-28

D

Dartmouth	2-0
Davidson	1-1
Dayton	21-13
Delaware	1-0
Delaware State	1-0
Denver	3-1
DePaul	58-41
DePaul	2-3
Detroit	60-27
Drake	17-5
Duke	1-4
Duquesne	3-2

E

East Carolina	3-2
East Tennessee State	3-0

Eastern Illinois	1-0
Eastern Kentucky	1-0
Eastern Michigan	1-0
Eastern Montana	1-0
Elon	1-0
Evansville	4-5

F

Fairleigh Dickinson	1-0
Florida	2-0
Florida A&M	2-0
Florida State	2-1
Fordham	11-1
Franklin	0-2
Fresno State	1-0
Furman	1-0

G

Georgetown	1-1
Georgia	1-0
Georgia Tech	3-3
Gonzaga	1-1
Grambling	2-0
Grinnell	5-3

H

Hamline	1-1
Hampton	1-0
Hartford	3-0
Holy Cross	4-0
Houston	7-4

I

Illinois	5-9
Illinois-Chicago	3-1
Illinois-Wesleyan	1-1
Indiana	2-7
Indiana State	1-0
Iona	5-1
Iowa	7-10
Iowa State	5-3

J

Jacksonville	1-0
John Carroll	2-1

K

Kansas	1-6
Kansas State	3-7
Kent	1-1
Kentucky	6-7

L

La Salle	1-1
Lawrence	22-7
Lehigh	3-0
Long Island	0-1
Loras	3-0
LSU	1-0
Louisiana Tech	2-0
Louisville	23-31
Loyola (Ill.)	46-35
Loyola (La.)	5-0
Loyola-Marymount	2-1

M

Maine	3-1
Manhattan	5-0
Marshall	3-1
Maryland-Baltimore County	2-0
Massachusetts	2-0
McNeese State	2-0
Memphis	12-13
Mercer	0-2
Miami (Fla.)	2-2
Miami (Ohio)	6-1
Michigan	5-13

Michigan State	23-30
Milliken	1-3
Milton	6-0
Minnesota	14-19
Missouri	4-4
Mississippi Valley State	2-0
Monmouth	1-0
Montana State	1-1
Morgan State	4-0
Morris Brown	1-0
Murray State	1-0

N

Navy	1-0
Nebraska	3-3
Nevada	2-0
UNLV	2-2
New Mexico State	2-1
New York	2-1
Niagara	3-0
Nicholls State	1-0
North Carolina	1-3
North Carolina A&T	1-0
UNC Wilmington	1-0
North Carolina State	1-2
North Dakota	4-0
North Dakota State	3-0
North Texas	3-0
Northeast Louisiana	1-0
Northeastern	1-0
Northeastern Illinois	1-0
Northern Illinois	5-2
Northern Michigan	9-0
Northwestern	14-15
Northwestern College	0-1
Notre Dame	30-75

O

Ohio	3-0
Ohio State	4-5
Oklahoma City	2-1
Oklahoma State	0-4
Old Dominion	2-0
Oral Roberts	1-1
Oregon	1-0
Oregon State	0-2

P

Pacific	1-0
Penn State	3-2
Pittsburgh	2-2
Portland	4-0
Prairie View A&M	4-0
Princeton	0-1
Providence	2-3
Purdue	0-8

R

Regis	1-0
Rhode Island	0-1
Rice	2-1
Richmond	2-0
Ripon	14-3

S

St. Ambrose	1-0
St. Bonaventure	4-3
St. Francis (N.Y.)	1-0
St. John's (Minn.)	5-0
St. John's (N.Y.)	6-5
St. Joseph's (Ind.)	1-0
St. Leo	1-0
Saint Louis	30-22
St. Mary's (Calif.)	3-0
St. Mary's (Minn.)	3-0
St. Norbert	8-2
Saint Peter's	1-0
St. Thomas (Fla.)	1-0
St. Thomas (Minn.)	8-3

St. Viator	5-0
Sacred Heart	1-0
Sam Houston State	2-0
San Diego State	3-0
San Francisco	2-1
San Jose State	1-0
Santa Clara	2-1
Savannah State	1-0
Seton Hall	0-1
South Alabama	0-1
South Carolina	11-4
South Dakota	3-0
South Dakota State	3-0
South Florida	11-2
Southern Illinois	2-1
Southern Miss	5-4
Southwest Missouri	0-1
Southwestern Louisiana	6-2
Springfield	1-0
Stanford	4-0
Stetson	8-1
Syracuse	2-3

T

Tampa	1-0
Temple	0-2
Tennessee	4-2
Tennessee Tech	1-0
Texas	1-0
Texas A&M	1-1
Texas-San Antonio	1-0
TCU	2-0
UTEP	1-0
Texas-Pan American	0-1
Texas Southern	2-0
Toledo	8-3
Tulane	15-3
Tulsa	1-2

U

UCLA	0-2
US International	1-0
Utah	1-1
Utica	1-0

V

Valparaiso	19-5
Vanderbilt	3-1
Vermont	1-0
Villanova	3-5
Virginia	1-3
Virginia Commonwealth	0-2
Virginia Tech	5-4

W

Wake Forest	5-7
Washington	2-0
Washington (Mo.)	1-1
Washington State	0-1
Wayne State	6-1
West Virginia	2-1
Western Carolina	2-0
Western Illinois	1-0
Western Kentucky	1-0
Western Michigan	21-7
Wichita State	4-3
Wisconsin	50-60
UW-Green Bay	7-2
UW-Milwaukee	34-0
UW-Oshkosh	8-0
UW-Stout	1-0
UW-Whitewater	2-0
Wofford	1-0

X

Xavier (Ohio)	44-15
---------------	-------

Y

Yale	1-1
------	-----

BE THE
DIFFERENCE




MARQUETTE
UNIVERSITY

BE THE
DIFFERENCE



MARQUETTE
UNIVERSITY




THIS IS MARQUETTE



EXCELLENCE

Our students, whether traditional or non-traditional, undergraduate, graduate or professional, come to Marquette University to share our commitment to the pursuit of excellence in all things as a life-long endeavor. They come to join a community whose members—faculty, staff, students, trustees, alumni and friends alike—believe that education must encompass the whole person: spiritual and moral as well as intellectual; the heart as well as the mind. And they come seeking the educational, professional and cultural advantages of a university located in the heart of the city. We, in turn, take seriously our responsibility to foster and support excellence in teaching and research, to keep a Marquette education accessible to a diverse population of students, and to offer personal attention and care to each member of the Marquette community.



academic freedom as the necessary precondition for that search. We welcome and benefit enormously from the diversity of seekers within our ranks, even as we freely choose and celebrate our own Catholic identity.

FAITH

As a Catholic university, we are committed to the unfettered pursuit of truth under the mutually illuminating powers of human intelligence and Christian faith. Our Catholic identity is expressed in our choices of curricula, our sponsorship of programs and activities devoted to the cultivation of our religious character, our ecumenical outlook, and our support of Catholic beliefs and values. Precisely because Catholicism at its best seeks to be inclusive, we are open to all who share our mission and seek the truth about God and the world, and we are firmly committed to

LEADERSHIP


As a Jesuit university, Marquette embodies the intellectual and religious traditions of the Society of Jesus. Through an academically rigorous, values-centered curriculum, our students receive a firm grounding in the liberal arts, preparation for work in a world of increasing complexity and diversity, and formation for life as ethical and informed leaders in their religious, cultural, professional and civic communities. They work with and learn from faculty who are true teacher-scholars, whose research not only advances the sum of human knowledge, but also informs their teaching, and whose commitment to students is fundamental to their intellectual and professional lives.

SERVICE

Through both our academic and co-curricular programs, Marquette strives to develop men and women who will dedicate their lives to the service of others, actively entering into the struggle for a more just society. We expect all members of the Marquette community, whatever their faith traditions, to give concrete expression to their beliefs by giving of themselves in service to those in need.

All this we pursue for the greater glory of God and the common benefit of the human community.

Marquette University is a Catholic, Jesuit university committed to serving God by serving others and contributing to the advancement of the human race. Our mission, therefore, is the search for truth, the discovery and sharing of knowledge, the fostering of personal and intellectual growth, the promotion of a life of service, and the development of leadership in service to others.



MARQUETTE PRESIDENT REV. ROBERT A. WILD, S.J.





The Rev. Robert A. Wild, S.J., is the 22nd president of Marquette University. He began his duties as chief executive on June 17, 1996. Under his leadership Marquette has improved academic quality, increased enrollment, and enhanced partnerships with the city of Milwaukee and community groups. Father Wild is building on Marquette's core strengths: an academically rigorous, values-centered curriculum; solid practical preparation for work in a world of increasing complexity and diversity; formation for life for students as ethical and informed leaders in their religious, cultural, professional and civic communities; and, graduating men and women who will dedicate their lives to the service of others.

Immediately prior to assuming the Marquette presidency, from 1992 to 1996, Father Wild served as president of Weston Jesuit School of Theology, Cambridge, Mass., a graduate school which trains clergy and laity for leadership roles in the Catholic Church. From 1985 to 1991 he served as provincial supervisor of the Chicago Province of the Society of Jesus, directing the activities of Jesuits in northern Illinois, Indiana, Kentucky and southwestern Ohio. A biblical scholar and author of two books and numerous scholarly articles, Father Wild taught theology at Marquette from 1975 to 1984. He has been a member of the university's Board of Trustees since 1990.

Father Wild, 62, is a native of Chicago. He holds a doctoral degree in New Testament and Christian origins from Harvard University, a master's degree in classical languages, a bachelor's degree in Latin from Loyola University Chicago, and a licentiate in theology from the Jesuit School of Theology, Chicago. He has held visiting professorships at Loyola University Chicago and the Pontifical Biblical Institute in Rome. Father Wild began his teaching career at Xavier High School in Cincinnati, where he taught Latin, Greek and speech and debate from 1964 to 1967. He entered the Society of Jesus in 1957 and was ordained to the priesthood in 1970.

Father Wild is a member of the boards of St. Louis University, Marquette University High School, the Wisconsin Association of Independent Colleges and Universities, Conference USA and the Greater Milwaukee Committee.





MARQUETTE ADMINISTRATION

DONALD J. KRIEGER
President



"Every day at the University, I have noted its commitment. Faculty, staff, and students stretch themselves in striving for academic excellence as well as for transformation of self and society. From new class faculty scholar to new student, shared values permeate our university community and make it a truly distinctive place to be."

GREGORY J. KLIEBHAN
Senior Vice President




"Marquette University is an extraordinary place in so many ways for so many people. I cherish the opportunity to be invited to work in this Jesuit institution -- an opportunity given to very few. Having completed my 27th year as an employee this past summer, I am reminded how fortunate I am to be part of something so worthy of my devotion. Marquette University is my vocation."

JOAN M. ALTENBURG
Vice President, Office of Public Affairs



"As an alumna, to be a member of this wonderful university community is, personally, a great privilege. My family's involvement in the community runs deep, too. My daughters are enrolled in the child-care center and my in-laws drive three hours to attend home games. My husband, siblings, cousins - our entire family - makes supporting the basketball program a priority. We are Marquette!"

CHUCK LAMB
Vice President for Finance



"As a long-time fan of Marquette basketball, it's great to see the enthusiasm that the fans and the people of Milwaukee have for the Golden Eagles. Tom Crean has brought Marquette back to the big-time."

SYNTHIA M. BAUER
Vice President and General Counsel



"What sets Marquette apart are its strong sense of mission and the students, faculty and employees who carry out that mission every day. People don't just work here or learn here - their hearts and souls really live here and that creates a sense of community and purpose you don't find anywhere else."

JULIE TOLAN
Vice President for University Advancement



"The value of Jesuit education is so fundamental to the betterment of our society - the commitment to educating young men and women for lives of service for others is not only inspirational, but it has both a quantitative and a qualitative positive impact on our world. At Marquette, this commitment to developing the whole person is so central to its mission, that the student experience is transformational. Frankly - it is so for all of us in the Marquette family."

ARTHUR SCHEUBER
Vice President for Administration



"My experience as an employee of Marquette University has brought into focus the invaluable asset that is Marquette. Marquette provides its students with an excellent education and strong life values. Faculty and staff are given the opportunity to understand the inner workings of this quality institution and live the Jesuit value of "Cura Personalis" (Care for the person). This same value extends to our basketball program and Coach Crean. Tom is a tireless worker and motivates his players to achieve and exceed their potential."

REV. ANDREW J. THON, S.J.
Vice President for Student Affairs



"What makes Marquette special is that we take seriously and live out the Jesuit value of "cura personalis" (care for the person). Cura personalis is much more profound than just good customer care. Cura personalis is appreciating and respecting the dignity of and having sincere care for each person."

MARQUETTE ACADEMIC PROGRAMS



COLLEGE OF ARTS & SCIENCES DR. MICHAEL MCKINNEY-DEAN

College is a time to ask questions - good questions - about the world, about life and about yourself. It is a time when you will ask yourself:

"How do I want to live my life?"
"What success matters most to me?"
"What kind of person do I want to be?"

How you learn that is as important as what you learn. To that end, the faculty in Marquette's College of Arts and Sciences will be your guides. They understand that learning is a collaborative experience - they will teach you, of course, but they will also learn with you. They, like you, are driven by curiosity and their enthusiasm is infectious - classrooms and laboratories are places where you, your classmates and your professors will share the excitement of questioning and discovery.

The college, with more than 30 majors from anthropology to theology, will give you a multi-faceted educational experience, because that's the way the world is. It is not all science and technology, nor is it all literature and history. It is a world of diverse experiences that combine to make the human experience. The College of Arts and Sciences will equip you to go out in that world and make a difference. It will develop in you the skills that count - the ability to think for yourself, to ask the right questions, to speak clearly, to get along with people. It will prepare you for a lifetime of leadership.



COLLEGE OF BUSINESS ADMINISTRATION DR. DAVID L. SHROCK-DEAN

A Marquette business degree prepares you for a lifetime of leadership in business and society. With direct admission, you are a part of the business college right away. In addition to an outstanding business education, our traditional Jesuit emphasis on the liberal arts means that you also will build a solid foundation in English, history, mathematics, philosophy, theology, and

languages. Ethical reasoning, writing, and speaking skills are emphasized throughout the curriculum.

Personal attention is a reality, not a vague promise. You will be in classes that emphasize personal interaction and are taught by faculty, not graduate teaching assistants. You will meet one-on-one with your faculty advisor at least twice a year. All faculty are available outside of the classroom at least six hours a week to discuss course work, career development and other issues with you.

A full-time internship and career management director in the College helps students prepare for and make the transition to professional life. Our location, just blocks from the heart of downtown Milwaukee, offers easy access to internship opportunities as well as a chance to give something back through community service.

The end result? An outstanding beginning for a career in business and the knowledge of business, skills in communication and problem solving, and perspective on society to succeed in your chosen career.



COLLEGE OF COMMUNICATION DR. WILLIAM R. ELLIOTT-DEAN

Get to the point. Keep it simple. Be persuasive. Marquette's College of Communication will teach you to do all three, and more. Each of our six majors prepares you for the world of communication - careers focused on helping people understand and keep pace with the world around them.

From your first day of classes, you'll get a blend of hands-on technical skills, professional training, and communication theories that will prepare you to excel in all forms of media - face-to-face, print, stage, TV, film, radio and the Internet. Classroom presentations, team projects, internships and written work will develop your abilities to communicate with anyone, anytime. Our liberal arts core will help you understand the people and cultures who make up your audiences, and will develop the intellectual skills you'll use throughout your life - even in communication media that haven't been invented yet.

Classes usually have 25 to 30 students in them, but most acting, writing and production classes have fewer than 20 students. That means you'll get to know and work with your classmates, and, more important, your professors will know and work with you. Starting in your first semester, you'll have a faculty adviser who will meet with you individually at least once a semester throughout your academic career. You'll also find that all of our faculty keep regular office hours, so you can talk with them about your classes, your career goals, or anything else that's on your mind. It makes sense that a college of communication would have professors who are willing to communicate with you, doesn't it?



SCHOOL OF EDUCATION DR. WILLIAM HENK-DEAN

Marquette's School of Education prepares its graduates to excel in their chosen careers while also developing a commitment to transforming social inequities in their schools, institutions, and communities.

The Educational Policy and Leadership Department prepares exemplary teachers and school leaders for both private and public schools. It builds on the theme of scholar practitioner, which enable graduates to implement strategies for change at the class room, school, and higher education levels. It prepares and supports teachers and school leaders through traditional, distance and web-based programs.

The Department of Counseling and Educational Psychology offers graduate programs preparing professional counselors, counseling psychologists, and educational researchers at the graduate level. Its programming emphasizes current and comprehensive professional preparation.



ENGINEERING DR. STAN JASKOWSKI-DEAN

Engineers create. They solve nagging problems. They close gaps between "what is" and "what could be." They reduce barriers that people face.

Pacemakers and PCs. Skyscrapers and systems. The work of engineers is everywhere. The place to start being part of it is here. Marquette's College of Engineering is the largest program at a Jesuit, Catholic university in the country and has been training women and men to design smarter machines, better bridges, more effective health care technologies, cleaner water systems, faster computers and more efficient energy systems since 1908.

Our educational programs start with outstanding students and faculty priming the pump of technological innovation. They add heavy emphasis on integrity, ethics, communication, teaming and plain hard work. Our offerings extend beyond the classroom and laboratory and offer collaboration through co-op programs.

MARQUETTE ACADEMIC PROGRAMS



COLLEGE OF HEALTH SCIENCES DR. JACK C. BROOKS-DEAN

The College of Health Sciences combines the best of professional preparation with a liberal arts core curriculum. This blend of the liberal arts and professional education ensures that our graduates will be well-rounded individuals who practice with competence and compassion, an especially important combination in the ever-changing landscape of the health care industry. The college offers five majors to prepare you for a career that makes a difference: athletic training, biomedical sciences, clinical laboratory science, exercise science, speech pathology and audiology. You will learn from faculty who draw their knowledge from research and professional practice in the field they teach. As an undergraduate, you and your professors will work closely with your professors in research and labs that are small enough to foster personal and professional growth. The college's on-campus facilities and its location offer you rich opportunities to gain your knowledge with clinical experience. The College of Health Sciences enjoys strong relationships with major hospitals, research centers, laboratories, and rehabilitation centers in the Milwaukee area, allowing you to develop professional skills and a professional network before you graduate.




COLLEGE OF NURSING DR. LEA ACORD, PHD, RN-DEAN

Nurses change people's lives by the care they give, the healing relationships they establish and the health teaching they do. Nursing is a humanistic science devoted to improving the health and well being of others. Foundational to nursing practice is the integration of biological science, behavioral science and humanities. Nurses need to understand the complexities of human beings so as to care for their multiple diverse responses to illness, their need for higher levels of wellness as well as to nurture personal/family development. Nursing is a powerful profession in demand where ever people are found. Settings for practice vary and may include: hospitals, clinics, community/public health agencies, visiting nurse associations, nursing homes, industry, schools, jails, hospice settings, parishes and so forth. Opportunities for practice exist in caring for people throughout the life cycle, from birth through death. Nurses are present for the most sensitive as well as the most joyful times in persons' lives.

The College of Nursing lives the mission of the university: excellence, faith, leadership, and service. Faculty at the College are expert teachers who are available to assist students throughout the program and in planning their careers. One on one advising takes place. The College takes pride in the student/faculty relationships that sustain students and maximize their growth. Faculty also care for urban neighbors in settings such as the Marquette University Clinic for Women and Children and in a neighborhood school. In addition our students have access to 82 different clinical sites for their nursing practice courses in the metropolitan Milwaukee area. Faculty at the college have received highest professional honors including teaching excellence awards. Faculty teach at both the undergraduate and graduate levels.

Students in nursing are admitted directly into the College of Nursing and begin courses in nursing in the freshmen year. Students will interact with expert practitioners of nursing, researchers and administrators. Upon completing the program in nursing, jobs are plentiful in all areas of practice. In addition, some students advance into graduate school to prepare for advanced practice, research, teaching or health care administration.

The field of health care is dynamic with endless possibilities for nurses. Of all the health professions, nursing continues to be evaluated by the public as the most trusted profession. A bachelor's degree in nursing prepares students for practice competence and professional leadership.



COLLEGE OF PROFESSIONAL STUDIES DR. ROBERT J. DEAHL-DEAN

The College of Professional Studies at Marquette University offers a wealth of degree programs, certificates and continuing education opportunities for adult students in Southeastern Wisconsin. Classes are held weekday evenings and on Saturdays and are conveniently located on the Marquette University campus in Kenosha and Waukesha. An on-site program is also offered at Harley-Davidson Motor Company. The college educates the whole person with world-class programs in leadership, management and webmaster training.

The college offers four majors: Organization and Leadership, Professional Communication, Psychology and Criminology and Law Studies. Courses offered in an accelerated format of five eight-week terms enable disciplined, motivated adults to achieve their degree sooner. Program requirements are similar to those of other Marquette colleges, with students completing a major, a core of liberal arts courses plus any necessary electives.

Classes are taught by Marquette faculty or by part-time instructors, usually professionals with advanced degrees and experience teaching adult students. Many classes also have an Instructional Assistant, often a Marquette graduate student that assists faculty and acts as an additional resource for the students. The average class size is about thirteen. The average age of students in the college is 38. Most have been out of school for many years. They bring to class a variety of career and life experiences that enrich the classes. Many are pursuing a degree to advance in their current field or organization. Some are changing careers; something the average adult does as many as five times in their life. Either way, they are building a foundation on which to continue a lifelong commitment to learning.

As another part of a lifelong learning plan, the college, through its division of Corporate Outreach and Professional Development, offers non-credit continuing education courses and certificate programs. Computer-related courses include the popular and in-demand WebMaster Certificate. Students can also find programs on management, quality and human resources.

"Your Time is Now!"



MARQUETTE ALUMNI

The Marquette University Alumni Association (MUAA), founded in 1893, has long been in existence to serve Marquette and its current and future alumni. More than 100,000 Marquette alumni reside in the United States and 80 foreign countries. The MUAA is an umbrella organization composed of over 50 alumni chapters: national, geographic clubs for alumni, parents and friends of the University; and Milwaukee college and interest-based alumni associations. These various groups plan spiritual and networking events, fund student scholarships and financial awards, recognize outstanding alumni, and support the needs of the University's college deans as well as its enrollment, retention, fund raising, marketing and diversity efforts. MUAA signature events include Reunion Weekend, Alumni Awards Weekend, National Service Day and National Marquette Day.

NOTABLE MARQUETTE ALUMNI

Kathleen M. (Quinn) Abernathy, Sp '82
Commissioner, FCC

Frederick F. Barzyk, Sp '58
Peabody Award Winning Director
WGBH, Boston

T. Michael Bolger, Arts '61
President/CEO, Medical College
of Wisconsin

Peter R. Bonerz, Arts '61
Director, TV's "Friends", "Murphy Brown", and
"Home Improvement"

Richard A. Burke, Bus Ad '56
Chairman, Trek Corporation

William Burleigh, Jour '57
Board Chairman/Former CEO, E.W.
Scripps Co.

Kevin M. Byrne, Jour '71
VP of Public Relations, Baltimore Ravens

Margaret A. (Speas) Coel, Jour '60
Author, the award-winning
"Chief Left Hand"

Dr. Winifred E. Coleman, Grad '57
President, St. Joseph's (Ct.) College

Gail A. (Gleason) Collins, Jour '67
Editorial Page Editor,
"The New York Times"

Michael J. Cramer, Law '78
President & CEO Texas Rangers/Dallas Stars

Anthony Crivello, Sp '78
Tony Award Winning Actor

Steven J. Douglass, Bus Ad '71
Chairman/CEO, Payless Shoe Source

Margaret A. Drain, Arts '67
Executive Producer,
"American Experience"

Maurice (Bo) Ellis, Sp '77
Assistant Men's Basketball Coach,
Marquette University

Scott H. Evertz, Arts '84
Executive Director, White House
Office of National AIDS Policy

John J. Ferraro, Bus Ad '77
Global Vice Chairman of Audit, Ernst &
Young Foundation

Donald F. Flynn, Bus Ad '61
Chairman and President, Flynn
Enterprises

James A. Foley, Jour '61
Radio Broadcaster, Houston Rockets

Robert Harlan, Jour '58
President, Green Bay Packers

Robert Hulseman, Arts '56
President, Solo Cup

Darren R. Jackson, Bus Ad '86
CFO, Best Buy

Jeff A. Joerres, Bus Ad '83
Chairman/President/CEO, Manpower

James H. Keyes, Bus Ad '62
Chairman, Johnson Controls, Inc.

Joy T. Bennett Kinnon, Jour '79
Senior Editor, Ebony Magazine

Barbara A. (Boltacz) Klein, Bus Ad '76
CFO and Vice President, Finance,
Dean Foods

John Langdon, Arts '69
President and CEO, Hickory Farms, Inc.

Amy Madigan, Arts '72
Academy Award Winning Actress

Rick R. Majerus, Arts '70, Grad '79
College Basketball Analyst, ESPN

Daniel B. McGrath, Jour '72
Associate Managing Editor, Chicago Tribune

Dr. John Neumeier, Arts '61
Artistic Director, The Hamburg Ballet
Internationally Acclaimed Choreographer

Bruce Olson, Bus Ad '71
President, Marcus Corporation

Gerald J. O'Rourke, Eng '60
Chairman, A&A Manufacturing Company

Ulise Payne, Bus Ad '78, Law '82
Chairman, Bradley Center Board of Directors

Stephen Pouliot, Jour '67
Acclaimed TV & Theater Writer/Director

Gerald A. Rauenhorst, Eng '51
Founding Chairman of the Board, Opus
Corporation

Glenn (Doc) A. Rivers, Arts '85
NBA Head Coach, Boston Celtics

James A. Runde, Eng '69
Vice Chairman Managing Director,
Morgan Stanley Dean Witter & Company

Steve Rushin, Jour '88
Senior Writer, "Sports Illustrated"

Wayne R. Sanders, Grad '72
Chairman/CEO, Kimberly-Clark Corp.

**Sr. Mary Lea Schneider, OSF, AS '66, G '69,
Ph.D. '71**
President, Cardinal Stritch College

Wendy Selig-Prieb, Law '88
Chairman of the Board, Milwaukee Brewers

John S. Shiely, Law '77
President/COO, Briggs & Stratton Corp.

Tom Snyder, Jour '57
Host of CBS TV's "The Late Late Show"

John F. Steinmiller, Jour '70
Vice President - Business Operations,
Milwaukee Bucks

John Stollenwerk, Sp '62, Grad '66
President and CEO, Allen-Edmonds
Shoe Corp.

David A. Straz, Jr., Bus Ad '65
Chairman of the Board, Southern
Exchange Bank

Felicia Mabusza Suttle, Jour '77, Grad '78
South African TV Talk Show Host


**Honorable Diane (Scherer) Sykes,
Law '84**

Wisconsin Supreme Court Justice
Cherryl T. Thomas, Arts '68
Chair U.S. Railroad Retirement Board

Mark Vieha, Arts '71
Cleo & Emmy Award Winning
Commercial Music Producer

Gary M. Wells, Bus Ad '70
CEO, Wells Dairy (Blue Bunny Dairy)

Anne M. Kallin Zehren, Sp '84
Publisher, Teen People Magazine



MARQUETTE ALUMNI IN ATHLETIC ADMINISTRATION



Bob Harlan

President and Chief Executive Office, Green Bay Packers

"I was the sports information director at Marquette for six years. Prior to that, I was sports editor of The Marquette Tribune. Both jobs gave me a wonderful opportunity to understand the inner workings of an athletic department and to be associated on a daily basis with athletic administrators, coaches and players. Those experiences have been extremely beneficial to me as I advanced through my professional career. My highlight had to be in 1964, when I was the SID and Al McGuire came to Milwaukee and started a truly remarkable era of Marquette basketball."

Ulice Payne

Chairman, Bradley Center Board of Directors

President and CEO, Addison-Clifton LLC

"My experiences at Marquette University have had a profound and lasting impact throughout my life and continues to be a substantial factor in decisions that I make on a daily basis"



Wendy A. Selig-Prieb

Chairman of the Board, Milwaukee Brewers Baseball Club

"A law degree from Marquette University Law School is an invaluable asset to opening a myriad of opportunities. The quality education and the self discipline I gained from Marquette University Law School prepared me to deal with the challenging and ever-evolving business of Major League Baseball."

John Steinmiller

Vice President - Business Operations, Milwaukee Bucks

"The experience of attending Marquette University was a life-shaping one for me. The challenging education provided to me in the College of Communications was critical to my professional advancement. Marquette's location at the city-center of a vibrant Milwaukee gave me the opportunity to gain work experience that otherwise would have been unlikely. Marquette not only provided me with an excellent education and strong life values, it gave me friends forever and an appreciation for the Jesuit approach to education and life. Marquette University is a five-star pick when it comes to the total college experience!"



MARQUETTE ATHLETIC DIRECTOR



Bill Cords is in his 18th year at Marquette University. The native of Butte, Mont. enjoyed a seven-year high school teaching and coaching career in Montana before leaving in 1971 for Washington State University. During his 11 years at WSU he served as head freshman football coach, assistant varsity football coach, director of intramurals, academic advisor, assistant athletics director and associate athletics director while earning a master's degree and completing doctoral work in education administration.

In 1982 he became the athletics director at the University of Texas at El Paso (UTEP) in the Western Athletic Conference (WAC). During that five-year tenure, a strong broad-based program was developed with a rapidly improving football program, development of a women's athletic conference, a very successful men's basketball program, and highlighted by the elimination of a previous \$1 million deficit.

In 1987 Cords accepted the position of director of athletics at Marquette. From that time Marquette moved from independent status to the Midwestern Collegiate Conference (MCC) in 1988-89; a charter membership in the very successful and widely-respected Great Midwest Conference from 1990-95; a charter membership in the nationally prominent and prestigious Conference USA from 1995 to 2005; and now on the verge of joining the BIG EAST Conference.

Attendance at men's basketball games continues to rank nationally (21st in 2001-02; 11th in 2002-03; and 12th in 2003-04.). Women's basketball attendance continues to improve along with that of volleyball and men's and women's soccer.

Marquette has hosted conference championships in men's and women's basketball, cross country, men's soccer, men's and women's tennis and men's and women's outdoor track and field. In 2000, Marquette hosted its first-ever Women's Soccer NCAA Tournament game and served as the host institution for the 2001 C-USA Women's Soccer Tournament. The women's soccer team also served as a host for opening round action in the 2001 and 2002 NCAA Championship. Marquette hosted very successful NCAA Men's Basketball Championship First and Second Rounds in 1992, 1996 and 1999, and returns once again in 2004. In 2002, Marquette served as the host institution for the NCAA Women's Basketball Midwest Regional.

During his tenure, the Al McGuire Center, a \$31 million facility that houses the athletic department while serving as a practice and playing venues for the women's basketball and volleyball teams and a practice site for the men's basketball squad, was constructed and opened in the fall of 2003.

Beginning July 1, 1993, he assumed responsibility as director of the Department of Intercollegiate Athletics and Recreational Sports which combined the activities of intercollegiate athletics, intramurals, club sports and open recreation. This allowed the department to provide more services

to the community, in particular the inauguration of the summertime National Youth Sports Program (NYSP) designed to benefit underprivileged youth in the Milwaukee area, while encouraging community use of Marquette facilities such as the Valley Fields Complex, Rec Plex, Helfaer Tennis Stadium, Helfaer Recreation Center and Marquette Gym.

Cords was honored nationally by his peers as the 1999 NACDA/Continental Regional (Central) I-AA/I-AAA Athletic Director of the Year. "This award is not about one individual," said Cords. "It is a recognition, at the national level, of the support, hard work and dedication of students, coaches, staff, fans and administration over the past 12 years. It is an individual honor, but more importantly it is a very positive recognition of Marquette University and all of the people who have and continue to make our program better and stronger."

In addition, he is a member of the NCAA Men's Soccer Committee, the NCAA Championships Cabinet and Chair of the Marketing and Promotions Committee.



Bill and Gwen Cords



MARQUETTE ATHLETIC ADMINISTRATION



KYLE MOATS

Senior Associate Athletic Director

Kyle Moats is entering his second year as Senior Associate Athletic Director. Moats oversees the business side of the Marquette athletic department that includes Media Relations, Blue and Gold Fund, Ticket Office, Special Events, Marketing and Promotions, Licensing, Radio, Television and sponsorships in conjunction with Nelligan Sports Marketing. Moats came to Marquette from the University of Kentucky where he spent 14 years with the department. He joined the staff in 1989 as a graduate assistant in the athletic office and in 1991 was promoted to Coordinator of Promotions and Special Events. In 1993, he was named Director of Marketing, Promotions and Licensing and then in 1996 was named Assistant Athletics Director for Marketing. In 2000, he was named Associate Director of Athletics/Marketing. At Kentucky, Moats helped the school's licensing royalties grow to \$2.5 million annually, as well as assisting with the multi-million dollar agreement Kentucky signed with Nike in 1997. Moats served as Tournament Manager for the 1993 NCAA Golf Tournament and the 1996 and 1998 NCAA Men's Basketball Regional Championships in Lexington. A native of Dixon, Ill., Moats is a 1988 graduate Southern Illinois-Edwardsville with a bachelor's degree in physical education. Moats and his wife, Lisa, have two children, Kirk and Lauren.



SARAH ROBERT

Associate Athletics Director/Internal Operations

Sarah Robert is in her fifth year on the Marquette athletics staff and oversees the business operations of the Athletic Department. In her position, she is responsible for budget development and management, financial processing and reporting, oversight of facility management, all departmental human resources elements and other internal matters. Prior to joining the staff in October of 2000, Robert worked at the NCAA. She served the NCAA since 1989 in a number of business related areas including acting as the Business Services Manager, Accounting Manager, and Senior Accountant. Some of her duties there also included preparing the financial summaries for the Division I Men's and Women's Basketball Championship, the Division I Baseball Championship and the I-AA Football Championship as well as developing the NCAA's annual budget. Robert earned her bachelor's degree in business administration from Wis.-Stout in 1989. She and her husband, Clark, have two children, Daniel and Cody.




TOM FORD

Associate Athletics Director/Academic Support and Student Programs

Tom Ford is in his 15th year on the Marquette Athletics staff and he oversees the academic support center at the Al McGuire Center, as well as running the NCAA Life Skills Program (Eagle Flight Plan) for Marquette's student-athletes. Ford's office offers programs designed to meet the special needs of student-athletes, including an orientation program, mentor program, tutoring, writing labs, study hall, computer lab, coordination of volunteer services, on-going drug and alcohol education program, career planning, job search assistance for seniors and summer employment services. Prior to coming to Marquette, Ford served as an advisor/mentor at Wis.-Parkside. From 1982-87, he was the assistant director for the Educational Opportunity Program at the New Jersey Institute of Technology. Ford graduated from Wis.-Parkside with a bachelor's degree in English in 1972 and received his masters in Education from Carthage College in 1999. Ford and his wife, Susan, have two children, Jesse and Casey.

MARQUETTE ATHLETIC ADMINISTRATION



JACK HARBAUGH
Associate Athletics Director

Jack Harbaugh is in his second year on the Marquette athletics staff and his responsibilities include a wide range of athletic-related advancement and community relations activities.

Prior to joining Marquette, Harbaugh guided the Western Kentucky football team to a 12-3 record in 2002 and a NCAA I-AA national championship. He spent 14 years (1989-2002) at the helm of the Hilltoppers and led them to a record of 91-68, the second highest win total in the school's history. In 2002, he was named the I-AA Coach of the Year and in 1997 was named I-AA Independent Coach of the Year.

Prior to Western Kentucky, Harbaugh was the head coach at Western Michigan for five years. A veteran of 41 years in the coaching ranks, he also held assistant coaching positions with Pittsburgh, Michigan, Iowa, Stanford, Bowling Green State and Morehead State.

As an athlete, Harbaugh played college football at Bowling Green State where he earned three letters as a defensive back and a quarterback. He also earned two letters in baseball. He earned a bachelor's degree in physical education and master's in health and physical education at Bowling Green State.

Harbaugh and his wife, Jackie, have three children - John, an assistant football coach with the Philadelphia Eagles; Jim, a former All-Pro quarterback in the NFL who now the head football coach at the University of San Diego; and Joani, wife of Marquette men's basketball head coach Tom Crean.



JIM NASIOPULOS
Associate Athletics Director/Facilities and Events

Jim Nasiopulos is in his 23rd year at Marquette and 12th year in charge of facilities and events. Prior to his current position, Nasiopulos served as Director of the Helfaer Recreation Center and Tennis Stadium from 1982 to 1993.

Nasiopulos was the Tournament Manager for the NCAA Basketball Tournament First and Second Rounds at the Bradley Center in 1999 and 2004. He also served as Tournament Manager when Marquette played host to the 2002 NCAA Women's Basketball Midwest Regional at the U.S. Cellular Arena. Nasiopulos was the golf coach at Marquette from 1987-1992. Nasiopulos received his bachelor's degree in physical education from Illinois-Chicago in 1969, and

earned his master's degree in physical education in 1972.

Nasiopulos and his wife, Phyllis, have two children, Kristen, a 1997 Marquette graduate and Michael, a 2000 Marquette graduate.



MIKE BROEKER
Assistant Athletics Director/Media Relations

Mike Broeker is in his second year as Assistant Athletics Director for Media Relations. He oversees the media and public relations for Marquette's 14 Division I teams as well as serving as the day-to-day contact for the men's basketball program.

Broeker joined the Marquette Athletics staff in November 2003, after nearly four years as a member of the Basketball Communications Group at the National Basketball Association (NBA). While at the NBA, he worked to generate awareness and publicity for the league, its executive staff, events and initiatives, and served as the primary contact for

local and national electronic media outlets. Broeker was the point person for electronic media at four NBA Drafts, three NBA All-Star games and three NBA Finals. Prior to working with the NBA, Broeker spent two and a half years working in the communications group for the Women's Tennis Association (WTA Tour), the largest professional tennis circuit for women in the world. He served as a primary on-site media contact for high-profile events including Wimbledon, the Australian Open, the U.S. Open, and the French Open.

A graduate of Siena College, Broeker earned a bachelor of arts in English in 1997 and worked as a Marketing/Sports Information Assistant in Siena's Athletic Department until 1998. Broeker and his wife, Anne, currently reside in Milwaukee.



MARQUETTE ATHLETIC ADMINISTRATION



DANIELLE FITZGERALD

Assistant Athletics Director/Compliance

Danielle Fitzgerald is in her third year as Assistant Athletics Director for Compliance. Fitzgerald oversees student-athletes on Marquette's 14 intercollegiate teams, Marquette's athletic staff and boosters to ensure that they are following NCAA guidelines.

Prior to Marquette, Fitzgerald worked at Creighton University as a Compliance Coordinator and External Operations Assistant. From 1997 until 2001, she served a dual role as Assistant Softball Coach and Assistant Compliance Coordinator.

Member of the Creighton University softball team from 1995-1997, Fitzgerald was a 1995 Academic All-Conference Team honorable mention. Fitzgerald earned a bachelor of arts in Journalism from Creighton in 1997.



CRAIG PINTENS

Assistant AD/Marketing and Ticket Sales

Craig Pintens is in his first year as Assistant Athletic Director for Marketing and Ticket Sales.

Pintens comes to Marquette from Texas-Pan American, where he spent two years as Marketing Coordinator, handling the marketing efforts for all 14 varsity sports. While at UTPA, Pintens was responsible for corporate sponsorship, game day promotions and event management.

Pintens returns to Marquette after serving one year as a Marketing Assistant during the 2001-02 season. Pintens earned a Juris Doctor degree from the Marquette University School of Law. While attending law school, he interned with the Milwaukee Brewers, served as a legal intern with the Milwaukee Brewers, worked with the Milwaukee Rampage and the Milwaukee Public Safety Department, and served as a research assistant at the National Sports Law Institute. A 1998 graduate of Wis.-Whitewater, Pintens' family includes his wife, Jill, and their daughter, Kaidin.



ZACH GOINES

Director, Blue & Gold Fund

Zach Goines is in his first year with the Marquette Athletics Department. In his position, he oversees all fundraising efforts for the Blue & Gold Athletic Scholarship Fund and all day to day athletics development operations.

He comes to Marquette after spending the past three years working as the Assistant Director of Development for the University of Miami Athletics Department. While at Miami, he worked extensively on a variety of projects related to both the annual fund as well as the \$63 million UExcellence Capital Campaign.

Prior to working at Miami, Goines served an internship with the National Association of Collegiate Directors of Athletics (NACDA) in Cleveland, Ohio.

A native of Kenton, Ohio, Goines received his Bachelor of Business Administration in Finance from the University of Kentucky in May 1999, and his Master's of Science in Sports Administration from Indiana University in August of 2000. While at Indiana he worked as a graduate assistant in the Athletics Ticket Office.

MARQUETTE ATHLETIC ADMINISTRATION



GARIN VERIS

Director, Major Gifts

Garin Veris is in his second year with the Marquette Athletic Department. Veris' responsibilities include the identification, cultivation, and solicitation of private and corporate financial support (including endowments, annual scholarships, capital improvement gifts and annual gifts) for Marquette Athletics. He joined the department after serving as the Assistant Director of Annual Giving and Fundraising at his alma mater, Stanford University. Veris managed the annual direct mail solicitation program for over 50,000 alumni and donors and helped raise \$3 million each year.

A four-year letter-winner in football at Stanford, Veris was a UPI second team All-American in 1985. Following his career at Stanford, he played eight years in the NFL with the New England Patriots (1985-92) and the San Francisco 49ers (1992-93). A second-round selection by the Patriots in 1985, Veris earned a spot on the NFL All-Rookie Team and played in Super Bowl XX. Veris earned his bachelor of arts in Political Science from Stanford in 1990 and graduated from Boston College Law School in 1998.



INGRID ADASHUN

Ticket Manager

Ingrid Adashun is in her 12th year in the Marquette ticket office and her fourth as ticket manager. Adashun oversees ticketing for men's basketball, women's basketball, men's soccer, women's soccer and volleyball. Prior to her time at Marquette, she was vice president of a family business. Adashun, who attended UW-Lacrosse, lives in Wauwatosa with her husband Mark and their two sons, Christopher and Nathan.





2005 INTERCOLLEGIATE ATHLETICS STAFF



John Taylor
Director of Sports Administration



Sarah Claus
Blue and Gold Fund Assistant



Dr. Nicholas Contorno
Band Director



Meredith Eland
Business Manager



John Taylor
Director of Sports Administration



Diane Gilby
Administrative Assistant



Mike Guenther
Assistant Ticket Manager



Emily Johnson
Assistant Athletic Trainer



Michael Dawson
Director of Sports Marketing



Maureen Lewis
Student Programs Coordinator



Dave Leigh
Athletic Trainer



Creighton Macy
Marketing Assistant



Julie May
Marketing Assistant



Tony Matera
Director of Sales-Sports Marketing



Dr. Greg Naples
Faculty Athletics Representative



Katie Nott
Cheerleading Coach



Tanz Robertson
Administrative Secretary
Athletics/Blue and Gold Fund



Kent Sommerfeld
Director of Marquette Basketball
Radio Network




John Steinmiller
Media Relations Assistant



Katie Stump
Athletic Special Events
Coordinator

MARQUETTE HEAD COACHES




Steve Adlard
Men's Soccer



Jody Bronson
Women's Tennis



Tom Crean
Men's Basketball



Tim Grogan
Golf



Terri Mitchell
Women's Basketball



Steve Rodecap
Men's Tennis



Markus Roeders
Women's Soccer



Pati Rolf
Volleyball



Dave Uhrich
Men's and Women's Cross
Country and Track and Field



CONFERENCE USA

anniversary of the league's significant milestone for the past 10 years finds the league looking forward to embark on a new chapter in its already remarkable history.

East Carolina, Rice, SMU, Tulsa, UCF and UTEP will join East Carolina, Houston, Memphis, Southern Miss, Tulane and UAB in a 12-team conference with competition beginning in 2005-06. Current members Charlotte, DePaul, Louisville, Marquette and UAB will become members of the BIG EAST, while TCU goes to the Mountain West and Charlotte and Saint Louis will join the Atlantic 10 at the end of this season. The membership changes have given the league the opportunity to play a pivotal role in the changing face of conference realignment and will reinforce the league's position in collegiate athletics for years to come.

"We are excited about adding new members and making structural improvements to Conference USA," Banowsky said. "This is an opportunity for us to tighten our membership, group similar institutions together, create a divisional model, and possibly stage a football championship game. It will be very exciting to watch this league grow and develop."

The conference headquarters moved from Chicago to the Las Colinas area in the Dallas/Fort Worth Metroplex in June 2004.

With a promising future ahead, there is plenty for the league to celebrate from its first nine years. After its formation in 1995, hailed as a bold move in the world on intercollegiate sports, C-USA established a strong foundation while quickly earning a reputation of successfully competing at the highest levels of intercollegiate athletics. Capitalizing on the strengths of its 15 distinguished and

diverse universities, Conference USA quickly emerged as one of the nation's top conferences.

A PROUD HISTORY; A STRONG IDENTITY

The conference unveiled its name, logo and commissioner on April 24, 1995 in Chicago. Eleven of the institutions began athletic participation in 1995, while Houston joined competition in the fall of 1996. The league's headquarters were established in Chicago and after nine years, relocated to Irving, Texas. Britton Banowsky was named Commissioner in October, 2002, succeeding Mike Slive, the league's first commissioner.

In May 2000, the league introduced a brand identity program, featuring a family of new marks that reflect the urban, progressive and bold nature of the C-USA brand. The new logos are part of a comprehensive marketing and promotional program designed to reinforce the conference's athletic and national emergence.

EXPANSION AND REALIGNMENT CHART THE COURSE

The league's charter members include Charlotte, Cincinnati, DePaul, Houston, Louisville, Marquette, Memphis, Saint Louis, Southern Miss, Tulane, UAB and USF. C-USA added East Carolina (September, 1996) and the United States Military Academy (March, 1997) as football members. ECU began league competition in 1997; Army in 1998 and UAB began football play in 1999. The league added TCU and ECU (1999) for all sports and they began competition in 2001. USF started C-USA football in 2003.

As another wave of major conference realignment took shape in 2003-04, Conference USA announced the addition of Marshall, Rice, SMU, UTEP, Tulsa and UCF. The six join East Carolina, Houston, Memphis, Southern Miss, Tulane and UAB

in a 12-team conference for competition beginning in 2005-06.

COMPETITION

Conference USA sponsors 19 sports - baseball, basketball, cross country, football, golf, soccer, tennis, and track and field (indoor and outdoor) for men and basketball, cross country, golf, soccer, softball, swimming and diving, tennis, track and field (indoor and outdoor), and volleyball for women.

SUCCESS ON THE PLAYING FIELD

Conference USA performers have achieved great success in competition, placing the league among the top conferences in the nation.

Men's Basketball

- Consistently rated as one of the top basketball leagues in the country
- 58 postseason teams (34 NCAA and 24 NIT)
- Strong fan support, drawing a nearly 2 million fans each season
- Among the nation's best in home attendance
- One Final Four team
- Three Elite Eight NCAA Tournament teams
- One NIT Champion
- Three NIT semifinalists

Football

- Began competition in 1996
- Rated among the top seven conferences in the nation
- 22 teams have earned bowl bids
- Member of the Bowl Championship Series
- Bowl ties-ins with the AutoZone Liberty Bowl (champion), GMAC Bowl, Sheraton Hawaii Bowl, PlainsCapital Fort Worth Bowl and the Wyndham New Orleans Bowl

Women's Basketball

- Consistently rated among the nation's best conferences
- 34 NCAA Tournament appearances
- 20 WNIT appearances
- One team in the NCAA Sweet 16
- Two WNIT semifinalists
- Strong fan support, ranking among the nation's top 10 conferences in attendance
- Setting league attendance record for three straight seasons

Volleyball

- 25 NCAA appearances
- Two Sweet 16 appearances in 1996 and 1998
- One of four leagues to send at least three teams to the NCAA Championship five of the last six years
- Five C-USA teams posting 20-win seasons for four consecutive years

In addition, 27 men's and women's soccer teams, 23 baseball teams and 13 softball teams have earned NCAA Tournament bids. C-USA has sent two men's soccer teams to the Final Four, one baseball team to the College World Series and four softball teams to the Women's College World Series. The league has also had three national champions in NCAA track and field competition, one national champion in diving and numerous NCAA individual and team competitors in cross country, golf, swimming, tennis and track and field. Overall, Conference USA teams and individuals have made more than 350 NCAA appearances.

SUCCESS OFF THE FIELD

Among C-USA's 5,000 student-athletes, there are champions off the playing field as well. In nine years, 78 student-athletes earned national Verizon Academic All-America honors, while 216 were named

All-District. In addition, more than 9,500 student-athletes have been named to the Commissioner's Honor Roll or received the Commissioner's Academic Medal, indicative of outstanding achievement in the classroom. The conference annually awards six postgraduate scholarships, along with the Sport Academic Award, Scholar Athletes of the Year and the Institutional Academic Excellence Award.

CONFERENCE USA ON TV

ESPN, Inc. and C-USA entered into an exclusive eight-year agreement, beginning with the 2001 season. The multi-faceted agreement, which incorporates ESPN, ESPN2, ESPN Regional Television, ABC Sports, ESPN.com and ESPN Classic, is highlighted by: ESPN/ESPN2's coverage of C-USA football featuring weeknight games; televising possible future C-USA Football Championship Games on ABC; men's basketball coverage; syndication and network rights for the conference's football and basketball coverage through ERT; continued exposure for women's basketball, along with volleyball, baseball, soccer and softball, as well as marketing rights. The league also provides exposure for women's basketball, men's and women's soccer, volleyball, baseball and softball through the Conference USA Television Network.

GOVERNANCE

Along with the ACC, Big East, Big Ten, Big 12, Pac-10 and SEC, Conference USA is one of the seven conferences having significant representation in the NCAA governance structure. The Presidents of the member institutions serve as the league's Board of Directors. Dr. Joseph Steger of Cincinnati served as the chair for the first four years and was succeeded by Dr. J.H. Woodward of Charlotte. In September 2003, Dr. Shirley Raines of Memphis was named as the third chair.

Conference USA

5201 N. O'Connor Blvd., Suite 300
Irving, TX 75039
(214) 774-1300
Fax: (214) 496-0055

Commissioner:
Britton Banowsky

Sr. Associate Commissioner:
Brenda Weare
brweare@c-usa.org

Assistant Commissioner For Media Relations:
Russell Anderson
rdanderson@c-usa.org

Director of Media Relations:
Courtney Morrison-Archer
cmarcher@c-usa.org

Assistant Director of Media Relations:
Ryan Powell
rpowell@c-usa.org

Assistant Director of Media Relations:
Lindsey Rogers
lrogers@c-usa.org

Creative Services Coordinator:
Erika Amstadt Hirschfield
erikaah@sbcglobal.net



COMPOSITE C-USA SCHEDULE

January 20

Marquette at DePaul

January 22

Memphis at UAB

East Carolina at DePaul

Houston at USF

Charlotte at Marquette

Tulane at Southern Miss

TCU at Saint Louis

January 26

St. Louis at East Carolina

Tulane at Houston

Marquette at Louisville

TCU at Charlotte

January 27

Cincinnati at USF

DePaul at Memphis

January 29

Charlotte at East Carolina

Marquette at Saint Louis

DePaul at Southern Miss

Houston at Cincinnati

Memphis at TCU

USF at UAB

Louisville at Tulane

February 1

TCU at DePaul

February 2

Saint Louis at Houston

Cincinnati at Louisville

UAB at Marquette

USF at Southern Miss

East Carolina at Memphis

February 5

DePaul at Saint Louis

S. Miss at Marquette

Memphis at Houston

East Carolina at TCU

Cincinnati at Charlotte

Tulane at USF

Louisville at UAB

February 9

USF at Saint Louis

Southern Miss at Tulane

Memphis at Louisville

Marquette at TCU

Houston at Charlotte

February 12

Tulane at Memphis

USF at Louisville

Charlotte at Saint Louis

Cincinnati at DePaul

Houston at Southern Miss

Marquette at East Carolina

UAB at TCU

February 16

DePaul at Charlotte

Southern Miss at Cincinnati

East Carolina at UAB

February 17

Louisville at Marquette

February 19

Memphis at Southern Miss

UAB at Cincinnati

East Carolina at USF

TCU at Houston

Charlotte at Tulane

February 20

DePaul at Marquette

Saint Louis at Louisville

February 23

S. Miss at East Carolina

TCU at Tulane

UAB at Saint Louis

USF at DePaul

Memphis at Charlotte

February 24

Marquette at Cincinnati

February 26

Saint Louis at DePaul

Cincinnati at TCU

Southern Miss at Charlotte

Houston at East Carolina

Tulane at UAB

Louisville at Memphis

March 2

Memphis at Saint Louis

Houston at Marquette

USF at TCU

DePaul at UAB

Tulane at Cincinnati

March 3

Charlotte at Louisville

March 5

Louisville at DePaul

Saint Louis at Marquette

Cincinnati at Memphis

TCU at Southern Miss

UAB at Houston

Charlotte at USF

East Carolina at Tulane

MARQUETTE LETTER WINNERS

A

Craig Aamor - 1992, 93
 Fastal Abraham - 1994, 95, 96, 97
 Glenn Adams - 1938, 39, 40
 V. Aiello - 1946
 Steven Aiges - 1926, 27
 Ralph Ainsden - 1938, 39, 40
 Dan Anderson - 1965, 66, 67
 William Anderson - 1928, 29
 LeRoy Andrews - 1929, 30, 31
 Mark Angilvar - 1988, 89, 90, 91
 Fred Asulichi - 1947
 Al Avant - 1956

B

Richard Bader - 1926
 Sylvester Bado - 1952
 Jim Bailey - 1967, 68
 Tyrone Baldwin - 1989, 90
 Odell Bail - 1978, 79
 Mike Barger - 1996, 97, 98, 99
 Cedric Barnett - 1950, 51
 Brian Barone - 2000, 01
 Peter Basarich - 1951, 52, 53
 Wayland Becker - 1934, 35
 George Belhumeur - 1938, 39
 Brandon Bell - 2004
 Marvin Bell - 1934, 35
 Pat Below - 1961
 Gerald Benka - 1945
 Jim Benka - 1956, 57, 58
 Eugene Berce - 1945, 47, 48
 Bob Black - 1969, 70, 71
 Odartey Blankson - 2001, 02
 James Blask - 1933, 34, 35
 William Blommer - 1932, 33, 34
 Raymond Bonning - 1921
 David Boone - 1986, 87
 Lee Borowski - 1961, 62, 63
 Andrew Boylan - 1932, 33
 Karol Bradley - 2003, 04
 Jim Boylan - 1977, 78
 Charles Brakes - 1991
 Sean Brannon - 1982
 Harvey Brechtel - 1946
 Marvin Bredow - 1931, 32
 Gary Brell - 1970, 71
 Barry Brennan - 1973, 74, 75, 76
 Burton Bril - 1942, 43
 Joseph Brock - 1929, 30
 Gene Bromstead - 1969
 Frank Bruce - 1934
 Tillman Brueck - 1934
 Brian Brunkhorst - 1965, 66, 67, 68
 John Bryant - 1974
 Randy Buchmann - 1973, 74, 75
 Walter Budrunas - 1931, 32
 Erwin Buettner - 1944
 Don Bugalski - 1954, 55, 56
 Larry Bugge - 1929, 30, 31
 Raymond Burvid - 1936
 Jack Burke - 1968, 69, 70
 James Burke - 1967, 68
 Robert Burns - 1921
 Dave Burton - 1964, 65
 Craig Butrym - 1973, 75, 76, 77
 Roger Buxton - 1964, 65, 66
 Robert Byrd - 1977, 78, 79, 80
 Charles Byrnes - 1921, 22

C

Albert Cafone - 1937, 38, 39
 Rubin Cain - 1921
 Rocky Calveili - 1963, 64, 65
 Rick Campbell - 1973, 74, 75
 Anthony Candelino - 1988, 89
 Tom Candi - 1929
 Paul Carbins - 1965, 66, 67
 A.J. Cardinal - 1922
 Dennis Carroll - 1955, 56, 57
 Ed Carter - 1959, 60, 61
 Cory Casterton - 1933, 34, 35, 36
 William Chandler - 1942, 43, 44, 45
 Joe Chapman - 2003, 04

Jin Chermak - 1967

Bob Chmielewski - 1961, 62, 63
 Jim Chones - 1971, 72
 Carlton Christian - 2004
 Andy Chuchvara - 1961
 Harold Clancy - 1938
 Donald Clark - 1945
 D.V. Clark - 1945
 Eugene Clark - 1945, 46, 49, 50
 Greg Clausen - 1998, 1999, 2000, 01
 Odin Clemenson - 1938
 John Cliff - 1997, 98, 99, 2000
 Ric Cobb - 1969, 70
 George Collentine - 1939, 40
 Richard Collentine - 1941, 42, 43
 Jim Cook - 1968
 Arthur Cook - 1921
 Tom Copa - 1984, 85, 86, 87
 Robert Corbett - 1929
 Wender Corwin - 1933, 34
 Jeff Couch - 1987
 Chris Crawford - 1994, 95, 96, 97
 Mario Crivello - 1960, 61, 62
 Thomas Cronin - 1920
 William Crowley - 1919
 Dave Culver - 1962, 63
 Mike Curran - 1966, 67, 68, 69
 William Curran - 1925, 26, 27, 28
 Ron Curry - 1991, 92, 93
 Pat Cosak - 1950, 51

D

Ed Daniels - 1973, 74
 Michael Davis - 1985, 86
 Tony Davis - 1978, 79, 80, 81
 James Dean - 1948
 Al Delmore - 1918, 19
 Dave Delman - 1973, 74, 75
 Robert Demoling - 1925, 26, 27
 Robert Deneen - 1938, 39, 40
 Jack Desinger - 1942
 Hubert Devine - 1917, 18
 Joseph Devine - 1924, 25, 26
 Ron Dibelius - 1958
 Bruce Dickman - 1964
 Roland Diehl - 1950, 51
 Travis Dierier - 2002, 03, 04
 David Diggs - 1999, 2000, 01, 02
 Laverne Dihweg - 1926
 Harry Dobraska - 1943
 Jay Dolezal - 1961, 62
 Oliver Dostaler - 1928
 John Doucette - 1945, 48, 49
 Robert Doucette - 1942, 43
 Malcolm Douglas - 1918
 Pat Dowd - 1963, 64
 William Downey - 1943, 44
 Walter Downing - 1985, 86
 Gerald Doyle - 1960
 Jim Dudley - 1977, 78, 79
 Pat Duffy - 1999
 Wilfred (Dukes) Duford - 1921, 22, 23
 Charles Dunn - 1952
 Cornelius Dunn - 1927, 28
 Joseph (Red) Dunn - 1922, 23, 24, 25

E

Norman Ebel - 1940
 Raymond Eckstein - 1944, 45
 Bernard Ederer - 1922, 23
 Ronney Eford - 1993, 94, 95, 96
 Alfred Ehng - 1935, 36, 37
 Clement Eibl - 1935
 Thomas Eidler - 1921
 Charles Elrich - 1936, 37, 38
 Curt Ekmark - 1986, 87
 John Eilenson - 1987, 88
 Maurice (Bo) Ellis - 1974, 75, 76, 77
 Robert (Jim) Elsbury - 1948, 49, 50
 Lawrence Engbring - 1945, 46, 47
 Herbert Engel - 1944, 45
 Dave Erickson - 1961, 62, 63
 Jim Estes - 1961
 John Evans - 1918

Joseph Evans - 1945

F

John Fahy - 1924, 25, 26
 Gordon Falls - 1944
 John Farrell - 1942, 43
 Joseph Faupl - 1947, 48, 49, 50
 John Fay - 1918, 19
 John Fedders - 1961, 62
 Art Felker - 1949, 50, 51
 Tom Fetherston - 1956, 57
 Mario Fiorani - 1932, 33, 34, 35
 Charlie Fischer - 1983
 Fred Fischer - 1959
 Joseph Fitzgerald - 1932
 William Fitzgerald - 1922, 23, 24, 25
 Michael Flory - 1987, 89
 Tom Flynn - 1964, 65, 66
 Pat Foley - 1985, 86, 87, 88
 Mike Fons - 1968
 George Frazier - 1971, 72, 73
 Ralph Freeman - 1926
 Andy Freund - 2004
 Andy Friedrich - 1972
 LeRon Fulmer - 1947

G

Jack Gardner - 1957
 William Gates - 1992, 93, 95
 Anthony Gauckler - 1923
 Guido Gauckler - 1924, 25, 26
 Walter (Swede) Gebert - 1928, 29, 30
 Russell Geldmacher - 1949, 50, 51
 Frank Geraltz - 1940
 Donald Gerkan - 1944, 45
 Doug Gill - 1952, 53, 54
 Raymond Gieringer - 1946
 Paul Glasener - 1945, 46
 Frank Glaser - 1928
 John Glaser - 1956, 57, 58
 Ron Glaser - 1961, 62, 63
 Joseph Gormans - 1927, 28
 Alan Gomer - 1964
 Neil Gonyo - 1929, 30, 31
 Jim Goodin - 1966, 67
 John Goodyear - 1940, 41
 Adolph Gorychka - 1933, 34, 35
 Bill Gosse - 1982, 83
 Robert Grace - 1935
 Erwin Graf - 1938, 39, 40
 Frank Graff, Jr. - 1948, 49
 Pete Grant - 1964
 Artie Green - 1979, 80, 81
 John Gresik - 1938, 39
 Tony Gries - 2003, 04
 Chris Grimm - 2003, 04
 Rod Grosse - 1988, 89, 90, 91
 Joseph Grove - 1944
 Gary Grzesk - 1970, 71, 72
 Tom Gurtler - 1957, 58

H

Bronson Haase - 1964, 65
 Paul Hagerty - 1959
 Pete Hall - 1958
 Robert Hall - 1984, 85
 Holton Halverson - 1920, 21
 Charles Hammer - 1939, 40, 41
 Wade Harbin - 1995
 William Harley - 1919
 William Harrigan - 1928
 Jon Harris - 1999, 2000, 01, 02
 Mark Harris - 1994, 95, 96
 Herbert Harrison - 1984, 85, 86, 87
 Larry Hatchett - 1978, 79, 80, 81
 Mike Haviland - 1957
 Bruce Hayes - 1990, 91
 Jack Hayes - 1917
 John Helmsch - 1925, 26, 27
 John Heisdorf - 1929
 Cordell Henry - 1999, 2000, 01, 02
 Edward Herte - 1927, 28
 George Hesik - 1938, 39
 Kruti Hester - 2000

I

Simon Hochhaus - 1927
 Albert Hoffman - 1927
 John Holmes - 1921
 Marty Holmes - 1965, 66
 Jerry Homan - 1973, 74, 75
 Gerry Hopfensperger - 1956, 57
 Bob Hornak - 1961, 62, 63
 Ron Howard - 2002
 Frank Hozeska - 1946
 Carl Hren - 1994
 Harvey Hruska - 1944
 LeRoy Hughes - 1936
 William Hughes - 1938, 39
 Aaron Hutchins - 1995, 96, 97, 98
 Bob Hutchison - 1956, 57, 58
 Donald Huth - 1931
 John Hyde - 1935

J

Raymond Illig - 1921
 Marcus Jackson - 2004
 Robert Jackson - 2003
 Roman (Pat) Jankiewicz - 1948
 John Jansky - 1952, 53, 54, 55
 Robert Jaskuhli - 1947, 48, 49, 50
 Len Jefferson - 1961, 62
 John Jimmerson - 1986
 Walter Joers - 1947
 Bill Johnson - 1962
 Charles (Mandy) Johnson - 1982, 83, 84, 85
 Dwayne Johnson - 1982, 83, 84
 Greg Johnson - 1973, 74, 75
 Kevin Johnson - 1986, 87
 Virnjoy Johnson - 1946
 Ward Johnson - 1918
 Robert Jonas - 1947, 49
 Abel Joseph - 1994, 95, 97, 98
 Eugene Joyce - 1941

K

Mike Kaskuska - 1958, 59
 Gus Kalb - 1917
 Howard Killenberger - 1943, 44, 46
 Carl Kaminski - 1945
 Harold Kane - 1943
 Edward Karst - 1921, 22
 Gerald Kaidel - 1960, 61
 Anthony Kelly - 1940
 Kenneth Penny - 1935, 36
 Paul Kern - 1925
 James Kersten - 1958, 59, 60
 Bernol Ketchum - 1940, 41
 Damon Key - 1991, 92, 93, 94
 Joseph King - 1930, 31, 32
 Willie Kingsley - 1962, 63, 64
 Ernest Kivisto - 1943, 46
 Junius Klumb - 1923, 24, 25, 26
 Roland Klumb - 1923, 24, 25
 Don Kojis - 1959, 60, 61
 Conrad Kolb - 1918, 19
 Jim Kollar - 1958, 59, 60
 Frank Komar - 1935, 36
 William Komenich - 1939, 40, 41
 Daniel Koster - 1939
 William Koserman - 1943
 Gil Krueger - 1950, 51
 Joe Krysiak - 1989, 90, 91
 Raymond Kuffel - 1942, 43, 47
 George Kuffel - 1938, 39
 Ernest Kukla - 1933, 34, 35
 James Kuppe - 1943

L

Robert Lackey - 1971, 72
 Guy Lam - 1970, 71, 72
 Jim Langenkamp - 1967, 68
 Mark Lavin - 1971
 Vic Lazzaretto - 1983, 84
 John Leaf - 1969
 Alfred (Butch) Lee - 1975, 76, 77, 78



WHITE LETTER WINNERS

Olin...
Chris...
Holt...

1911-32
1949, 50, 51

1952, 53, 54
1977, 78, 79
1988, 89, 90
1911
1988
1988
1981, 82, 83
1999, 2000, 01, 02
2003, 04
1981, 82

O
Thomas O'Brien - 1941
Gerald O'Brien - 1953
Phil O'Brien - 1931
Edward O'Byrne - 1926
James O'Connell - 1946, 47, 48
James O'Donnell - 1929, 30, 31
Pat O'Keefe - 1954, 55, 56
Robert O'Keefe - 1936, 37, 38
Edward Oleniczak - 1949
Earl O'Malley - 1921
Mark O'Malley - 1919, 20, 21
Donald Orth - 1942
Mark Ostrans - 1971, 72, 73
James Ove - 1947, 48

P
Tom Pachas - 1963
John Padden - 1927, 28, 29
Orlando Palestra - 1946
Melvin Paterson - 1921
William Pautke - 1944
Alice Payne - 1976, 77, 78
Robert Paynter - 1946
Ben Peery - 1992, 93
Malvin Peterson - 1947, 48, 49, 50
Richard Peterson - 1947, 48, 49, 50
Anthony Pieper - 1994, 95, 96, 97
Robert Pierce - 1942, 43
Bob Piercy - 1970
Leonard Piontek - 1947
Joel Pionka - 1959, 60, 61
Joel Pogodzinski - 1994
Michael Poja - 1941
John Polonowski - 1997, 98, 99, 2000
Charles Pozin - 1943, 44, 47
Gerald Posey - 1989
Jim Poulsen - 1962, 63, 64
Trevor Powell - 1988, 89, 90, 91
John Powers - 1951, 52
Pedro Prado - 1944, 45
Joe Price - 1964
Scott Przybylski - 1988
John Puk - 1952, 53, 54
Dick Pyzanski - 1961

Q
Dave Quabius - 1938, 39
Richard Quinn - 1922, 23, 24, 25
James Quirk - 1927

R
Ron Rahn - 1968, 69, 70
Francis Ramierz - 1950, 51
Terry Rand - 1954, 55, 56
James Rasmussen - 1935, 36, 37
Leo Ratchen - 1920, 21, 22
Steve Raymonds - 1972, 73
Floyd Razner - 1927, 28, 29
Terry Reason - 1982, 83, 84
James Reavley - 1940, 41
William Redmond - 1931
Tony Reader - 1985, 86, 87, 88
Charles Regan - 1922, 23
Matthew Reich - 1940, 41
John Reider - 1968, 69

Pierce Reilly - 1918, 19, 20
M.O. Reinhart - 1923
Joel Reisinger - 1960
Ken Rice - 1986, 87
Greg Ripp - 1960
Glenn (Doc) Rivers - 1981, 82, 83
Tim Rogan - 1959
William Rogers - 1939, 40, 41
Alfred Rohloff - 1941
Eugene Ronzani - 1932, 33, 34
Floyd Ronzani - 1932, 33
Tom Rooyackers - 1963
Gary Rosenberger - 1975, 76, 77, 78
Robert Rosendahl - 1941, 42, 43, 46
Frank Rozga - 1941
William (Cy) Rubado - 1935, 36, 37
Al Rudolph - 1933
Clare Ruehl - 1931
William Ryan, Jr. - 1949

S
Edwin Sadowski - 1947
William Saffold - 1939, 40
Terry Sanders - 2001, 02, 03, 04
Anthony Santilli - 1950
Samuel Sanceda - 1947, 48, 49, 50
Eugene Sanders - 1921
Thomas Savage - 1931, 32, 33
Joe Scanlon - 1960, 61, 62
Adam Schabes - 1992, 93
C.C. Schad - 1923, 24, 25
Robert Schaefer - 1943
Jay Schauer - 1956
Tom Schilke - 1963
John Schimenz - 1947
Terrell Schlundt - 1980, 81, 82, 83
Eric Schnepf - 1950, 51
Roger Scholbe - 1944
Gene Schramka - 1950, 51, 52
Jerome Schudrowicz - 1941, 42, 43
Carl Schuette - 1943
William Schuette - 1930
Rueben (Rube) Schulz - 1952, 53, 54, 55
Jack Schumacker - 1928, 29
Richard Schwab - 1951, 52, 53
Franklin Schweers - 1941
Howard Scott - 1934, 35
Tom Sebastian - 1957
Elmer Seefeld - 1935, 36
Fredrick Seegar - 1934, 35, 36
Lawlor Seely - 1927
Dale Sevcik - 1952, 53, 54, 55
Jeff Sewell - 1968, 69, 70
Richard Shaw - 1995, 96, 97, 98
William Sheely - 1921, 22
Greg Shimon - 1979, 80, 81, 82
Charles Shinner - 1937
Albert Shipley - 1930, 31, 32
John Sichterman - 1984, 85
Jared Sichtung - 2003, 04
Glenn Sievers - 1951, 52, 53
Blanton Simmons - 1966, 67, 68
Michael Sims - 1985, 86, 87, 88
Erich Sverling - 1951, 52, 53
Alvin Skat - 1942, 43, 47
Billy Joe Smith - 1965, 66
Gene Smith - 1966, 67
Jim Smith - 1954, 55, 56
Leo Smith - 1933
Marcell Smith - 1921
Morley Smith - 1966
Pat Smith - 1967, 68, 69
Shannon Smith - 1992, 93
Tony Smith - 1987, 88, 89, 90
Donald Smolinski - 1981, 82, 83, 84
Frank Snyder - 1944
Paul Sokody - 1937, 38, 39
Tom Sonnenberg - 1969, 70, 71
Frank Sprafka - 1923, 24
Kurt Spychalla - 1971, 72, 73
Joe Stadden - 1932
William Staffeld - 1938, 39, 40
Charles Stark - 1921

Raymond Stawicki - 1946
Bob Steber - 1966
Harry Stehling - 1926
Thomas Stemper - 1922, 23, 24
William Stemper - 1931, 32
John Stone - 1963, 64
Joseph Storto - 1939, 40
Dwayne Streeter - 1993, 94, 95, 96
Walter Stumpf - 1940
Robert Sullivan - 1948, 49
Gene Suppelsa - 1957, 58, 59
George Sutter - 1939, 40
Anthony Swanke - 1935
Michael Swecak - 1941, 47

T
William (Earl) Tatum - 1973, 74, 75, 76
Joe Thomas - 1968, 69, 70
Gil Thomsen - 1940
George Thompson - 1967, 68, 69
John Thranow - 1927
Bernard Toone - 1976, 77, 78, 79
Todd Townsend - 2002, 03, 04
James Trad - 1948
John Traudt - 1934
James Tres - 1955
Kerry Trotter - 1983, 84, 85, 86
Terry True - 1958

V
Robert Vanderhyden - 1962, 63
Ray Van Landuyt - 1951
Robert Van Vooren - 1952, 53, 54, 55
Robert Van Berekhy - 1939, 40, 41
Paul Vollmer - 1972, 73, 74, 75
Vic Vrobel - 1927, 28
William Vyuska - 1937

W
Dwyane Wade - 2002, 03
Randy Wade - 1972
William Waite, Jr. - 1948, 49
Bob Walczak - 1952, 55, 56, 57
Lloyd Walton - 1974, 75, 76
Brian Wardle - 1998, 1999, 2000, 01
Jim Warras - 1964
Marcus Washington - 1972, 73, 74
Carl Weisner - 1944
Henry Weisner - 1945, 46
William Wendt - 1933
Roy Wierntz - 1942, 43
Marcus West - 1997, 98
James Westerdahl - 1944
Raymond Wherry - 1937
Jerome Whitehead - 1976, 77, 78
Kenneth Wiesner - 1945, 46, 47
Michael Wilson - 1979, 80, 81, 82
Ralph Wilson - 1952, 53, 54
Fred Winter - 1944
Thomas Wise - 1946
Grant Wittberger - 1951, 52
Russell Wittberger - 1952, 53, 54, 55
Michael Wittenberg - 1928
Jon Wochner - 1965
John Wold - 1944
Bob Wolf - 1965, 66, 67
John Wolf - 1989, 90
Bernard Wolfe - 1936, 37, 38
Mark Worguli - 1980
Sam Worthen - 1979, 80
Eugene Wozny - 1937
Calvin Wunsch - 1946

Y
Con Yagodzinski - 1964

Z
Jeff Zavada - 1990, 91
Thaddeus Zimowicz - 1953
Jay Zulauf - 1991, 92, 93
Francis Zummach - 1932, 33, 34
Jack Zummach - 1928, 29, 30

1963, 70, 71
1963
1961, 02, 83, 04
1953, 54
1923
1945, 46
1944, 45, 46, 47
1977, 98, 99, 2000
1992, 93, 94, 95
1971, 72, 73
1942, 44, 47
1964, 65
1998
1945
1985, 86
1983
1957, 58, 59
1921, 22, 23
1918, 19, 20
1934, 35, 36
1929, 30, 31
1998, 99, 2000, 01
1933, 34, 35
1938, 39
1942, 43
1936

YEAR-BY-YEAR RESULTS

1916-17 (8-3)

Coach: Ralph Risch

Captain: John Fay

Leading Scorer: Al Delmore (7.3 ppg)

J13	at Whitewater Normal	W	35-26
J20	at Milwaukee Normal	W	24-16
J24	at Concordia (Wis.)	W	35-31
F3	at Campion	L	14-22
F16	Carroll	L	21-24
F20	at Milwaukee Normal	W	22-7
F24	Oshkosh Normal	W	24-16
F26	at Carroll	W	22-19
M2	at Lawrence	L	12-19
M10	Beloit	W	23-14

1917-18 (4-6)

Coach: Jack Ryan

Captain: J.C. Long

Leading Scorer: Al Delmore (5.1 ppg)

D14	at Lawrence	L	13-25
D19	at Wisconsin	L	14-15
J14	Carroll	W	44-11
J19	Milwaukee YMCA	L	10-26
J26	Lawrence	W	28-14
F9	at Ripon	W	22-17
F15	at Northwestern College	L	12-24
F16	at DePaul	L	17-21
F22	DePaul	W	20-19
M2	Ripon	L	10-20

1918-19 (no games)

1919-20 (9-3)

Coach: Jack Ryan

Captain: Mark O'Malley

Leading Scorer: Mark O'Malley

J9	at Ripon	L	15-17
J10	at Oshkosh Normal	W	17-9
J17	Milwaukee YMCA	W	20-14
J24	Beloit	W	28-16
J26	Milwaukee Normal	W	22-18
J31	at Notre Dame	W	23-22
F4	Milwaukee Normal	W	31-14
F14	Oshkosh Normal	W	32-14
F20	at Scout	W	35-17
F21	at St. Thomas (Minn.)	L	11-17
F27	at Beloit	W	16-10
M5	Ripon	L	16-29

1920-21 (14-3)

Coach: Frank Murray

Captain: Mark O'Malley

Leading Scorer: Red Dunn

D18	Wisconsin	L	18-23
J1	at Jonesboro (Ind.) YMCA	W	26-25
J2	at Memphis YMCA	L	13-14
J3	at Vanderbilt	W	29-6
J4	at Nashville	W	44-13
J5	Evansville YMCA	W	31-16
J8	Hamline	W	38-22
J15	at St. Viator	W	26-13
J27	at Dubuque	W	26-13
J28	at St. Thomas (Minn.)	W	24-19
J29	at Hamline	L	23-30
F5	at Notre Dame	W	26-19
F9	Michigan Coal Mines	W	39-23
F11	at Oshkosh Normal	W	17-13
F25	Lawrence	W	23-13
M2	Campion	W	29-20
M7	Northwestern	W	31-18

1921-22 (15-5)

Coach: Frank Murray

Captain: Dukes Deford

Leading Scorer: Dick Quinn (7.0 ppg)

D10	at Milton	W	22-10
D17	Oshkosh Normal	W	27-10
D21	at Jonesboro (Ind.) YMCA	L	19-20
D23	at Memphis YMCA	L	12-20
D24	at Nashville	W	15-9
D26	at Nashville	W	28-15
D27	at Evansville YMCA	W	22-10
D28	at Vincennes	W	24-21
D29	at Michigan City (Ind.)	W	45-32
D30	at Gary (Ind.) YMCA	W	22-21
D31	at South Bend	L	17-25
J14	at Bradley Tech	W	23-16
F2	Indiana	L	17-20
F9	at Columbia	W	21-10
F10	at St. Mary's (Minn.)	W	27-6
F11	at St. Thomas (Minn.)	L	11-21
F16	at Michigan State	W	26-19
F17	at Detroit	W	38-22
F18	at St. Viator	W	20-10
F25	at DePaul	W	44-17

1922-23 (19-2)

Coach: Frank Murray

Captain: Red Dunn

Leading Scorer: Dick Quinn

D12	Milton	W	26-10
D15	at Armour Tech	W	32-13
D16	Butler	W	18-17
D21	DePaul	W	23-16
J3	at Wisconsin	W	9-8
J8	Augustana	W	11-8
J12	Lombard	W	19-18
J13	Lombard	W	16-9
J19	at Detroit	W	21-11
J20	at DePaul	L	16-39
J27	Carroll	W	21-18
F1	St. Mary's (Minn.)	W	35-2
F8	at Augustana	W	24-14
F9	at Creighton	L	9-24
F10	at Creighton	W	19-15
F16	St. Viator	W	18-15
F19	Detroit	W	16-13
F22	Creighton	W	25-16
F23	Creighton	W	7-6
F24	Armour Tech	W	27-19
F28	at Carroll	W	33-19

1923-24 (10-10)

Coach: Frank Murray

Captain: Dick Quinn

Leading Scorer: Dick Quinn

D10	Milwaukee Normal	W	22-5
D12	Milton	W	21-8
D17	Millikin	W	22-14
D19	Wisconsin	L	7-27
J3	Franklin	L	18-19(2ot)
J5	at Iowa	W	21-20
J10	Augustana	W	30-23
J12	Carroll	W	26-13
J18	at Lombard	L	19-34
J19	at Lombard	L	16-34
J26	Lawrence	W	16-12
J28	DePaul	W	20-18
F8	Creighton	L	17-28
F9	Creighton	W	20-18
F13	Butler	L	18-24
F16	St. Mary's (Minn.)	W	25-11
F23	at Franklin	L	15-47
F25	at DePaul	L	20-29

F29 at Creighton

M1 at Creighton

L 21-39

L 12-34

1924-25 (8-11)

Coach: Frank Murray

Captain: John Fahay

Leading Scorer: Robert Demoling (3.6 ppg)

D10	Milton	W	17-12
D13	Millikin	L	12-22
D16	Milwaukee Normal	W	16-11
D20	Butler	L	17-25
J1	Iowa	L	17-28
J7	DePaul	L	16-26
J10	Creighton	L	15-31
J16	at Millikin	L	12-31
J17	at Concordia (Mo.)	W	23-15
J21	at Carroll	L	16-36
J24	Lawrence	L	13-25
J29	St. Viator	W	29-22
F7	at Loyola (Ill.)	W	18-17
F10	at Lawrence	L	17-33
F12	Carroll	W	18-17
F20	at Armour Tech	L	16-32
F21	at Creighton	L	13-24
F24	Armour Tech	W	30-13
F28	Loyola (Ill.)	W	31-20

1925-26 (8-13)

Coach: Frank Murray

Captain: Robert Demoling

Leading Scorer: Robert Demoling

D5	Milwaukee Normal	W	30-14
D10	Milton	W	25-10
D14	Minnesota	W	28-17
D18	Wisconsin	L	26-42
J2	Iowa	L	16-19
J5	Mercer	L	21-28
J8	at Millikin	L	18-28
J9	at Saint Louis	L	19-32
J11	at Vanderbilt	W	19-16
J12	at Georgia Tech	L	19-23
J13	at Mercer	L	26-32
J23	Creighton	W	17-15
F4	at Lawrence	L	17-18
F6	Butler	L	20-42
F11	at Michigan State	W	29-25
F12	at St. Viator	W	28-24
F13	at Loyola (Ill.)	L	16-26
F18	Loyola (Ill.)	W	19-18
F20	Lawrence	L	13-16
F26	at Des Moines	L	17-20
F27	at Creighton	L	16-24

1926-27 (5-10)

Coach: Frank Murray

Captain: Ed Herte

Leading Scorer: Floyd Razner (4.5 ppg)

D16	Milton	W	33-10
D22	Wisconsin	L	26-29
D29	Vanderbilt	L	15-22
J1	Iowa	L	21-35
J8	at Michigan State	L	33-35(ot)
J10	at Butler	L	30-33
J15	Creighton	W	31-22
J22	Michigan State	W	24-12
F4	Notre Dame	L	21-27
F11	at Creighton	L	23-39
F12	at Des Moines	W	26-24
F19	Butler	L	23-35
F22	Lawrence	W	24-22
F26	at Notre Dame	L	13-33
M1	at Lawrence	L	25-37

1927-28 (10-10)

Captain: Floyd Razner

Leading Scorer: Jim O'Donnell

D8	Milw. State Teachers	W	31-22
D13	at Northwestern	L	22-53
D21	Loyola (Ill.)	L	9-20
D29	at Minnesota	L	22-38
J1	Iowa	L	17-31
J4	Oregon	W	16-15
J6	at Lawrence	W	31-21
J13	at Loyola (Ill.)	L	12-27
J14	Creighton	W	26-20
J21	Michigan State	W	21-18
F4	Butler	L	20-23
F13	Lawrence	W	29-20
F17	at Des Moines	W	39-18
F18	at Creighton	L	21-38
F23	Notre Dame	L	13-23
F25	at Michigan State	L	25-30
F27	at Butler	L	15-53
M3	at Notre Dame	L	19-24

1928-29 (8-8)

Coach: Frank Murray

Captain: Walter Gerbert

Leading Scorer: Roy Andrew (5.3 ppg)

D21	at Iowa	L	15-38
J5	Beloit	W	31-27
J7	Lawrence	W	25-21
J12	at Michigan State	L	19-29
J13	at Detroit	W	21-13
J19	Creighton	L	20-32
J21	Grinnell	W	27-25
J28	at Lawrence	W	28-22
F2	Drake	W	23-22
F5	Notre Dame	L	17-29
F9	at Grinnell	L	22-23
F18	Detroit	W	19-14
F23	at Creighton	L	17-26
F25	at Drake	W	37-31
M2	at Notre Dame	L	16-19
M4	Michigan State	L	15-26

1929-30 (11-12)

Coach: Cord Lipe

Captain: Jim O'Donnell

Leading Scorer: Roy Andrew (6.7 ppg)

D10	Milw. State Teachers	W	20-16
D14	at Grinnell	L	15-22
D16	at Illinois Wesleyan	L	18-25
D21	Iowa	W	29-19
D28	Montana State	L	30-39
J1	North Dakota State	W	26-17

J4	Lawrence	W	26-23
J11	at Notre Dame	L	28-44
J14	Grinnell	W	26-22
J18	Creighton	L	17-19
J20	Detroit	W	30-21
J31	at Michigan State	L	17-24
F1	at Detroit	L	23-24
F4	Notre Dame	L	18-20
F7	at Northwestern	L	19-40
F11	at Wisconsin	L	15-29
F13	Wisconsin	L	22-29
F15	at Drake	W	22-16
F17	at Creighton	L	26-28
F25	at Lawrence	W	26-25
F27	Drake	W	41-14
M1	Michigan State	W	21-14
M4	at Iowa	W	39-21



BY-YEAR RESULTS

W	30-24
L	16-18
W	24-21
L	23-26
L	18-30
W	43-29
W	31-30
L	23-25(ot)
W	37-26
W	43-18
L	22-51
W	40-22
L	26-37

1932-33 (14-3)

Coach: Bill Chandler

Captains: Gene Ronzani, Al Shipley

Leading Scorer: Ray Morstadt (9.6 ppg)

D 6	Whitewater St. Teachers	W	45-19
D 10	at Northwestern	L	29-36
D 17	at Wisconsin	W	18-16
D 20	Indiana	W	21-20
J 3	Wisconsin	W	22-16
J 7	at Notre Dame	W	35-32
J 12	at Michigan State	W	32-28
J 14	at Detroit	W	28-20
J 16	Creighton	L	22-27
J 28	Mexico City Falls	W	36-29
F 11	Chicago	W	44-16
F 20	at Carroll	W	35-23
F 25	Michigan State	W	28-21
F 28	Carroll	W	28-20
M 2	Northwestern	W	26-24
M 4	Detroit	W	35-21
M 7	Notre Dame	L	34-36

1933-34 (15-4)

Coach: Bill Chandler

Captains: Adolph Gorychka, Ed Mullen

Leading Scorer: Ray Morstadt (8.5 ppg)

D 6	Oshkosh State Teachers	W	44-19
D 9	Lawrence	W	41-10
D 12	Northwestern	W	24-22
D 16	at Wisconsin	W	30-32
D 20	Nebraska	W	25-22
D 29	at Chicago	W	31-24
J 2	Wisconsin	W	28-26
J 9	at Notre Dame	L	28-30
J 12	Western Michigan	W	37-26
J 18	at Michigan State	W	26-24
J 20	at Western Michigan	L	18-30
F 3	Chicago	W	33-25
F 10	Ohio State	W	39-28
F 17	at Creighton	L	25-31
F 19	at St. Ambrose	W	23-20
F 23	Michigan State	W	40-16
F 28	Ripon	W	40-20
M 3	Saint Louis	W	30-21
M 10	Notre Dame	W	21-20

1934-35 (11-7)

Coach: Bill Chandler

Captain: Ray Morstadt

Leading Scorer: Ray Morstadt (10.9 ppg)

D 7	Milw. State Teachers	W	40-13
D 11	Lawrence	W	48-17
D 15	at Wisconsin	L	20-29
D 17	Chicago	W	33-23
D 22	Wisconsin	W	33-25
D 28	Stanford	W	39-26
J 2	Purdue	L	35-44
J 5	at Chicago	W	28-24

J 8	at Notre Dame	L	20-23
J 14	Creighton	L	29-31
J 17	at Michigan State	L	29-30
J 19	at Western Reserve	W	37-34
F 6	Oshkosh State Teachers	W	42-30
F 16	Northwestern	L	23-34
F 18	Michigan State	W	20-17
F 23	at Saint Louis	L	35-38
F 26	at Lawrence	W	31-24
M 1	Notre Dame	W	36-21

1935-36 (7-12)

Coach: Bill Chandler

Captain: Cy Rubado

Leading Scorer: Charles Eirich (5.7 ppg)

D 2	Milw. State Teachers	W	29-25
D 7	Lawrence	W	37-22
D 10	Chicago	W	28-27
D 14	at Wisconsin	L	22-35
D 21	Wisconsin	L	21-46
D 28	at Minnesota	W	34-31
D 30	Iowa	L	27-31
J 4	Northwestern	L	15-37
J 11	Oshkosh State Teachers	W	32-31
J 14	at Notre Dame	L	22-37
J 17	at Michigan State	W	21-20
J 18	at Michigan State	L	31-35(ot)
J 22	Chicago	L	40-45
F 7	Butler	L	35-38
F 15	Western Reserve	W	28-24
F 18	at Saint Louis	L	27-32
F 22	Michigan State	L	28-29
F 29	at Creighton	L	34-44
M 7	Notre Dame	L	34-37

1936-37 (8-8)

Coach: Bill Chandler

Captain: Bob O'Keefe

Leading Scorer: Glenn Adams (5.0 ppg)

D 5	Chicago	W	25-21
D 7	Ripon	W	40-14
D 12	at Wisconsin	L	21-29
D 19	Wisconsin	L	29-35
J 2	Iowa	L	34-37
J 6	at Chicago	W	23-15
J 9	Saint Louis	W	34-29
J 16	at Michigan State	W	32-25
J 18	at Western Michigan	L	26-31
J 23	at Butler	L	26-29(ot)
F 6	at Northwestern	L	34-37
F 11	at Saint Louis	W	30-29
F 13	Michigan State	W	31-26
F 20	at Notre Dame	L	24-41
F 24	Creighton	W	44-31
F 27	Notre Dame	L	35-39

1937-38 (14-5)

Coach: Bill Chandler

Captains: Al Cofone, George Hesik, Paul Sokody

Leading Scorer: Paul Sokody (6.7 ppg)

D 4	at Wisconsin	W	32-21
D 7	Northwestern	L	29-31
D 11	at Chicago	L	28-36
D 18	Wisconsin	W	38-32
D 28	Chicago	W	38-21
J 1	Iowa	W	36-23
J 8	Butler	W	39-32
J 15	Western Michigan	W	61-34
J 21	at Michigan State	W	41-24
J 24	at Western Michigan	W	42-36
F 4	at Canisius	L	42-44
F 5	at Niagara	W	48-33

F 9	Notre Dame	W	45-43
F 12	at Butler	W	25-20
F 14	at Kentucky	L	33-35
F 19	Michigan State	W	40-26
F 26	at Creighton	W	33-32
F 28	at Columbia	W	32-30(ot)
M 4	at Notre Dame	L	28-39

1938-39 (12-5)

Coach: Bill Chandler

Captains: Erwin Graf, Dave Quabius

Leading Scorer: Bob Deneen (11.4 ppg)

D 5	at Wisconsin	L	26-27
D 10	Chicago	W	43-23
D 17	Wisconsin	W	46-27
D 21	at Chicago	W	40-32
D 23	at Carleton	W	35-28
D 31	Santa Clara	W	33-31
J 2	Butler	W	43-36
J 11	at Long Island	L	34-41
J 13	at Temple	L	36-38
J 21	Western Michigan	W	45-32
F 2	at Northwestern	W	36-26
F 4	at Kentucky	L	31-39
F 11	at Western Michigan	W	37-31
F 13	at Michigan State	L	29-35
F 18	at Notre Dame	W	47-22
F 20	Michigan State	W	38-36(ot)
F 25	Notre Dame	W	58-50

1939-40 (7-9)

Coach: Bill Chandler

Captains: Bob Deneen, Bill McDonald

Leading Scorer: Bob Deneen (9.7 ppg)

D 2	Ripon	W	35-26
D 9	at Wisconsin	L	39-46
D 16	Wisconsin	W	41-28
D 21	at Duquesne	L	34-47
D 30	Iowa	W	49-43(ot)
J 6	at Wayne State	W	42-39
J 13	at Detroit	W	44-41
J 15	at Michigan State	L	19-48
J 20	Northwestern	W	46-30
F 3	Kentucky	L	45-51
F 7	Chicago	W	41-29
F 12	Detroit	L	25-29
F 17	at Butler	L	32-43
F 20	at Notre Dame	L	39-56
F 24	Michigan State	L	17-21
M 2	Notre Dame	L	32-36

1940-41 (2-13)

Coach: Bill Chandler

Captain: Bill Komenich

Leading Scorer: Bill Komenich (7.2 ppg)

D 7	at Wisconsin	L	32-38
D 14	at Nebraska	L	20-35
D 16	at Creighton	L	12-57
D 21	Wisconsin	W	40-30
D 31	Illinois	L	32-40
J 4	at Chicago	L	28-34
J 10	at Michigan State	L	18-25
J 11	at Detroit	L	45-48
J 14	Duquesne	L	18-24
F 1	at Notre Dame	L	40-58
F 7	Butler	W	41-37
F 15	at Butler	L	38-40
F 22	Michigan State	L	36-37
M 1	Detroit	L	33-36
M 8	Notre Dame	L	39-44

Bill Chandler coached at Marquette from 1930-31, longer than any coach in school history. His 193 career wins rank second among Marquette's all-time coaches.





1941-42 (6-11)

Coach: Bill Chandler
Captains: Bernol Ketchum, Matt Reichl
Leading Scorer: Ray Kuffel (8.4 ppg)

D 6	at Wisconsin	L	34-35
D 9	at Illinois	L	43-45
D 13	Chicago	W	49-24
D 20	Wisconsin	L	25-36
D 31	Michigan	W	49-42
J 10	Butler	W	39-29
J 14	at Syracuse	L	29-41
J 16	at Michigan State	L	40-51
J 17	at Detroit	L	32-34
J 3	at Notre Dame	L	42-66
F 5	at Bradley	L	50-52(ot)
F 7	Georgetown (N)	L	34-35
F 14	at Butler	W	40-30
F 22	Michigan State	L	45-47
F 28	Detroit	W	42-38
M 7	Notre Dame	W	46-43
M 10	at Great Lakes	L	48-52

1942-43 (9-10)

Coach: Bill Chandler
Captains: Bill Chandler, Jr.,
Jerry Schudrowitz
Leading Scorer: Ray Kuffel (8.9 ppg)

D 1	Carroll	W	52-37
D 5	at Wisconsin	L	36-45
D 8	Carleton	W	40-36
D 12	at Michigan	L	32-42
D 14	at Chicago	W	53-40
D 19	Wisconsin	L	38-50
D 31	DePaul	L	46-54
J 9	at DePaul	L	37-42
J 11	Michigan State	W	41-32
J 16	Great Lakes	L	54-60
J 30	at Bradley	W	52-45
F 2	at Notre Dame	L	45-50
F 6	Ripon	W	48-39
F 13	at Detroit	L	31-39
F 15	at Michigan State	W	46-39
F 20	Syracuse	W	50-48
F 24	at Great Lakes	L	37-56
F 27	Detroit	W	38-30
M 6	Notre Dame	L	47-49

1943-44 (8-6)

Coach: Bill Chandler
Leading Scorer: Howie Kallenberger (12.1 ppg)

D 4	at Wisconsin	W	51-43
D 11	Lawrence	W	43-31
D 18	Wisconsin	L	37-40
D 31	Camp Grant	L	44-47
J 8	St. Thomas (Minn.)	W	44-30
J 11	at Notre Dame	L	46-52
J 15	Great Lakes	L	36-45
J 18	at Camp Grant	W	46-38
J 21	at DePaul	W	51-49
J 29	Notre Dame	W	60-43
F 2	at Great Lakes	L	24-67
F 11	at Western Michigan	L	30-47
F 12	at Detroit	W	63-34
F 19	Detroit	W	45-11

1944-45 (7-10)

Coach: Bill Chandler
Leading Scorer: Gene Berce (13.4 ppg)

D 2	Milw State Teachers	W	83-28
D 9	at Wisconsin	L	40-45
D 16	at Northwestern	L	44-58
D 23	Wisconsin	L	39-46
D 30	Minnesota	L	40-43
J 2	at Truax Field	L	42-45
J 6	Western Michigan	L	45-48
J 13	Great Lakes	L	47-57
J 16	at Notre Dame	L	56-79
J 20	Lawrence	W	51-19
J 27	at DePaul	L	32-59
J 31	at Lawrence	W	83-47
F 3	Truax Field	W	73-55
F 6	at Western Michigan	W	52-50
F 10	Detroit	W	50-32
F 13	at Great Lakes	L	65-75
F 17	Notre Dame	W	56-55

1945-46 (11-7)

Coach: Bill Chandler
Captains: Orlando Palesse,
Bob Rosendahl
Leading Scorer: Howie Kallenberger (9.3 ppg)

N 23	Carroll	W	46-23
N 26	Milw State Teachers	W	57-18
D 1	Ripon	W	55-21
D 8	at Wisconsin	L	32-42
D 15	at Northwestern	L	35-64
D 22	Wisconsin	W	62-41
D 31	Nebraska	W	48-36
J 5	Bradley	W	47-30
J 12	Great Lakes	W	47-37
J 18	at Western Michigan	W	47-46
J 19	at Detroit	L	36-43
J 22	at Notre Dame	L	67-69
J 26	at DePaul	L	38-66
F 2	Detroit	L	27-35
F 5	at Great Lakes	L	61-66
F 9	Western Michigan	W	56-47
F 11	at Bradley	W	56-55
F 16	Notre Dame	W	68-59

1946-47 (9-14)

Coach: Bill Chandler
Captain: Chuck Polzin
Leading Scorer: Gene Berce (14.7 ppg)

N 26	Beloit	W	72-43
D 2	Ripon	W	65-46
D 7	at Wisconsin	L	51-65
D 11	at Illinois	L	40-73
D 14	at Northwestern	L	49-63
D 16	Rice	L	38-45
D 21	Wisconsin	W	55-47
D 23	Indiana	L	50-74
D 31	Michigan	L	64-70
J 4	at Detroit	L	41-48
J 6	at Michigan State	L	51-53
J 11	Loyola (Ill.)	L	50-55
J 16	at Bradley	L	59-69
J 18	Ft. Sheridan	W	67-58
J 28	at Notre Dame	L	61-87
F 3	Michigan State	L	55-56
F 7	at St. Thomas (Minn.)	W	70-55
F 11	at DePaul	W	52-45
F 15	Loyola (La.)	W	61-46
F 22	Bradley	W	67-57
F 26	at Loyola (Ill.)	L	52-62
M 1	Detroit	W	71-46
M 8	Notre Dame	L	68-73

1947-48 (9-15)

Coach: Bill Chandler
Captain: Gene Berce
Leading Scorer: Gene Berce (17.7 ppg)

N 29	Ripon	W	64-52
D 6	at Wisconsin	L	50-57
D 8	Wayne State	W	67-55
D 10	at Purdue	L	44-61
D 13	Ohio State	L	70-83
D 20	Michigan	L	70-78
D 31	Wisconsin	L	60-67
J 3	Springfield	W	79-57
J 12	at Detroit	W	71-43
J 13	at Michigan State	L	54-57
J 17	Bowling Green	W	69-66
J 19	at Northwestern	L	38-68
J 24	Loyola (Ill.)	L	64-70
J 28	Illinois	L	66-88
F 2	Regis	W	57-48
F 7	at DePaul	L	49-65
F 10	Loyola (La.)	W	81-52
F 14	Michigan State	L	48-53
F 17	at Loyola (Ill.)	L	58-60
F 20	at John Carroll	W	73-58
F 21	at Bowling Green	L	55-74
F 25	at Notre Dame	L	55-72
F 28	Detroit	W	63-40
M 6	Notre Dame	L	62-76

1948-49 (8-13)

Coach: Bill Chandler
Captain: Frank McCabe
Leading Scorer: Frank McCabe (12.7 ppg)

N 27	Carroll	W	70-37
D 4	at Wisconsin	L	63-67(ot)
D 6	at Ohio State	L	47-72
D 11	Purdue	L	51-65
D 20	San Diego State	W	56-50
D 31	Wisconsin	L	34-60
J 3	at Indiana	L	47-56
J 7	at Michigan State	W	68-48
J 8	at Detroit	L	38-39
J 11	St. Thomas (Minn.)	W	61-52
J 14	at John Carroll	W	56-54
J 15	at Bowling Green	L	56-79
J 18	at Loyola (Ill.)	L	41-56
J 24	at Northwestern	L	38-70
J 29	at Loyola (Ill.)	L	59-74
F 5	Michigan State	W	59-42
F 8	Notre Dame	L	64-71
F 14	at Bowling Green	L	56-59
F 16	at Notre Dame	L	42-59
F 19	Wayne State	W	59-44
F 26	Detroit	W	71-47

1949-50 (6-17)

Coach: Bill Chandler
Captain: Joe Faupl
Leading Scorer: Mel Peterson (10.1 ppg)

N 26	Carroll	W	64-56
N 28	Ripon	W	78-63
D 3	at Wisconsin	L	48-63
D 5	at Ohio State	L	53-82
D 10	Houston	W	69-64
D 12	at Loyola (Ill.)	L	48-76
D 17	Wisconsin	L	45-62
D 31	UCLA	L	52-68
J 7	at #10 Minnesota	L	38-74
J 11	Loyola (Ill.)	L	56-59
J 13	at Michigan State	L	64-81
J 14	at Wayne State	L	50-54
J 28	at Purdue	L	58-74

J 30

F 4	at St. Norbert	W	60-49
F 6	at John Carroll	W	52-61
F 7	at Detroit	L	52-61
F 11	Wayne State	W	60-54
F 18	Creighton	W	80-69
F 20	at Northwestern	L	52-61
F 25	Michigan State	W	75-58
F 28	at Saint Louis	L	44-69
M 4	Notre Dame	L	58-65

1950-51 (8-14)

Coach: Bill Chandler
Captain: Russ Geldmacher
Leading Scorer: Grant Wittberger (12.8 ppg)
Leading Rebounder: Grant Wittberger (10.5 rpg)

N 25	St. Norbert	L	53-61
N 27	Ripon	W	64-54
D 2	at Wisconsin	L	42-49
D 4	at Illinois	L	66-72
D 9	Ohio State	L	55-76
D 12	at Michigan	L	37-40
D 16	Wisconsin	W	61-58
D 19	at Michigan State	L	42-74
D 20	at Detroit	L	51-64
D 28	Northwestern	L	69-81
J 8	Detroit	W	65-62
J 13	Wayne State	W	63-49
J 15	at Bowling Green	L	66-72
J 16	at Kent	L	50-56
F 3	at Notre Dame	L	56-82
F 5	at Wayne State	W	50-45
F 10	Purdue	L	58-76
F 17	at Loyola (Ill.)	L	61-67
F 19	at Creighton	W	57-55
F 23	Loyola (Ill.)	L	54-55
F 26	Bowling Green	W	60-56
M 3	Notre Dame	W	55-50



Howie Kallenberger led Marquette in scoring 1943-44 and 1945-46 seasons.



YEAR RESULTS

W 83-55	J 28 at Loyola (La.)	W 90-88(ot)
L 64-84	F 5 at Drake	W 64-60
W 110-70	F 7 at Creighton	W 88-77
L 76-78	F 12 Bowling Green	W 101-56
W 88-77	F 14 Detroit	W 100-81
W 70-59	F 16 at Bradley	W 93-83
W 66-58	F 24 at Notre Dame	W 84-74
W 55-54	F 26 at Valparaiso	W 81-68
L 72-88	M 5 Notre Dame	L 64-85
W 83-80	M 9 Miami (Ohio)*	W 90-79
W 86-67	M 11 #2 Kentucky#	W 79-71
W 92-83	M 12 #5 Iowa#	L 81-86
L 70-72	*NCAA Tournament (Lexington, Ky.)	
L 83-86	*NCAA Tournament (Evanston, Ill.)	
L 67-74		
W 83-74		
L 68-74		
W 90-67		
W 82-75(ot)		
W 80-74		
L 74-78		

F 13 at #8 Louisville	L 79-99
F 18 at Missouri	L 76-98
F 23 at Loyola (Ill.)	L 79-81(ot)
F 26 Notre Dame	L 56-76
M 6 at Notre Dame	L 55-94
*All-College Tournament (Oklahoma City, Okla.)	

1957-58 (11-11)
 Coach: Jack Nagle
 Captain: John Glaser
 Leading Scorer: Mike Moran (17.1 ppg)
 Leading Rebounder: Walt Mangham (10.2 rpg)

1953-54 (11-15)
 Coach: Jack Nagle
 Captain: Ralph Wilson
 Leading Scorer: Terry Rand (15.2 ppg)
 Leading Rebounder: Terry Rand (10.3 rpg)

D 1 Ripon	W 80-34
D 4 Wisconsin	W 56-64
D 7 Creighton	W 91-73
D 12 at Michigan	L 74-89
D 14 at Valparaiso	W 81-74
D 17 Michigan State	L 60-65
D 23 at #8 Minnesota	L 73-91
D 28 Yale	L 57-66
D 31 Michigan	L 68-76
J 2 at Louisville	L 68-76
J 5 Toledo	W 80-60
J 9 Drake	W 81-69
J 11 at Loyola (Ill.)	W 68-63
J 16 Valparaiso	W 91-72
J 30 at Bowling Green	L 79-86
F 2 Detroit	W 74-68
F 6 at Drake	L 69-76
F 8 at Creighton	L 82-93
F 12 Bradley	L 90-97
F 15 St. Norbert	W 87-58
F 20 Louisville	L 79-88
F 22 Loyola (Ill.)	W 88-82
F 25 at #6 Notre Dame	L 66-79
F 27 at Detroit	L 76-80
M 6 #5 Notre Dame	L 68-79
M 8 at Bradley	W 76-68

D 2 St. Norbert	W 88-43
D 7 Valparaiso	W 89-75
D 10 South Dakota State	W 84-70
D 13 Miami (Ohio)	W 71-65
D 16 #1 San Francisco*	L 58-65
D 17 #6 Duquesne*	W 83-59
D 21 Louisville	L 68-84
D 26 North Dakota	W 72-37
D 29 #7 Utah*	L 84-89
D 30 #19 Alabama#	L 75-77
J 4 Paris (France)	W 74-43
J 7 Loyola (La.)	W 85-68
J 10 at Valparaiso	W 78-76
J 14 Loyola (Ill.)	W 68-59
J 28 Bradley	L 57-65
F 4 Drake	L 63-66
F 8 Michigan State	W 90-81(ot)
F 11 at Louisville	L 65-76
F 14 Creighton	W 73-65
F 18 at Detroit	L 71-72
F 20 at Notre Dame	L 85-88
F 25 at Loyola (Ill.)	W 80-73
F 29 Notre Dame	L 69-87
M 17 Seton Hall*	L 78-96

D 2 at Illinois	L 90-100
D 4 St. Norbert	L 47-49
D 6 Missouri	L 56-57
D 9 Kansas	L 62-82
D 14 #15 Notre Dame	W 78-64
D 18 at Louisville	L 65-73
D 20 Nebraska	W 79-64
D 27 Georgia Tech*	L 58-67
D 28 Columbia*	W 82-51
J 4 Loyola (Ill.)	W 64-61
J 11 Louisville	W 85-79
J 25 at Loyola (Ill.)	L 58-63
J 27 Toledo	W 58-55
F 1 Boston College	W 80-64
F 5 Creighton	W 94-48
F 8 at Creighton	W 78-76
F 10 at Notre Dame	L 74-106
F 15 at Canisius	W 84-83(ot)
F 17 at Bowling Green	L 76-91
F 22 at Western Michigan	W 96-68
F 25 Valparaiso	L 74-92
F 27 at Drake	L 76-94

1958-59 (23-6)
 NCAA Midwest Regional
 Coach: Eddie Hickey
 Captain: Gene Suppelsa
 Leading Scorer: Mike Moran (18.1 ppg)
 Leading Rebounder: Don Kojis (13.0 rpg)

D 2 at Wisconsin	W 76-47
D 6 Illinois	W 69-53
D 8 at Nebraska	L 60-62
D 9 at Creighton	W 53-49
D 13 St. Norbert	W 82-74
D 15 Drake	W 79-63
D 18 New York	W 70-59
D 20 Creighton	W 70-49
D 22 #9 Xavier (Ohio)	W 86-71
D 27 UNW-Milwaukee	W 76-60
J 3 at Detroit	W 78-63
J 5 Loyola (Ill.)	W 70-59
J 9 Air Force	W 67-46
J 13 at Valparaiso	W 96-74
J 31 #17 Louisville	W 66-62
F 2 Detroit	W 75-66
F 4 Bowling Green	W 73-62
F 7 at Loyola (Ill.)	W 90-60
F 9 at DePaul	L 80-89
F 14 at Louisville	L 55-68
F 21 at Xavier (Ohio)	W 79-70
F 24 Notre Dame	W 95-76
F 27 at Western Michigan	L 81-71
F 28 at Toledo	W 56-53
M 4 DePaul	W 82-69
M 7 at Notre Dame	L 35-51
M 10 Bowling Green*	W 89-71
M 13 #7 Michigan State#	L 69-74
M 14 #2 Kentucky#	L 69-98


*NCAA Tournament (Lexington, Ky.)
 #NCAA Tournament (Evanston, Ill.)

1954-55 (24-3)
 NCAA East Regional
 Coach: Jack Nagle
 Captains: Rube Schulz, Russ Wittberger
 Leading Scorer: Terry Rand (15.9 ppg)
 Leading Rebounder: Terry Rand (14.7 rpg)

D 1 at Michigan State	L 72-91
D 4 Ripon	W 113-56
D 6 Creighton	W 96-68
D 8 St. Norbert	W 83-47
D 15 at Michigan	W 83-78
D 18 Valparaiso	W 78-67
D 21 South Dakota State	W 89-67
D 28 San Jose State	W 80-68
D 31 #13 Louisville	W 66-62
J 3 Drake	W 74-71
J 8 Bradley	W 97-73
J 10 at Loyola (Ill.)	W 92-77
J 12 at #20 Louisville	W 82-78
J 15 Loyola (Ill.)	W 80-67
J 27 at Loyola (La.)	W 73-70

1956-57 (10-15)
 Coach: Jack Nagle
 Captain: Dennis Carroll
 Leading Scorer: Mike Moran (20.4 ppg)
 Leading Rebounder: John Glaser (14.0 rpg)

D 3 St. Norbert	W 77-53
D 5 DePaul	W 61-60(ot)
D 8 at Kansas	L 61-78
D 10 North Dakota State	W 78-49
D 15 #4 Louisville	L 68-75
D 17 Drake	W 100-84
D 19 St. Francis (Pa.)	L 72-79
D 22 at Michigan State	L 65-92
D 27 Georgia Tech*	W 102-78
D 28 #11 Oklahoma City*	L 58-63
D 29 Memphis State*	L 76-77
J 5 Loyola (Ill.)	L 69-71
J 7 Detroit	W 69-64
J 21 at Minnesota	L 78-99
J 22 at St. Thomas (Minn.)	L 63-69
J 24 at North Dakota	W 72-57
J 30 Creighton	W 67-56
F 2 Bowling Green	W 70-67
F 6 #14 Canisius	W 81-80
F 9 at #8 Bradley	L 65-85



Tex Winter received the 1998 John Bunn Award, considered the most prestigious award from the Basketball Hall of Fame, apart from induction. Winter was 28 years old, the nation's youngest head coach, when he came to Marquette in 1951.
 (photo courtesy of the Chicago Bulls)

1959-60 (13-12)

Coach: Eddie Hickey

Captain: Jim Kollar

Leading Scorer: Don Kojis (20.9 ppg)

Leading Rebounder: Don Kojis (15.4 rpg)

D 3	at New York	L	69-70
D 5	Ablene Christian	W	88-63
D 8	Valparaiso	W	75-58
D 11	South Dakota State	W	74-69
D 14	at Illinois	L	77-89
D 9	Wisconsin	W	84-66
D 12	Stanford	W	63-50
D 16	UW-Milwaukee	W	84-70
D 28	at DePaul	L	55-75
J 2	Loyola (Ill.)	W	63-60
J 6	St. Norbert	W	98-64
J 9	Louisville	W	61-57
J 12	#20 Detroit	L	85-89
J 28	St. John's (N.Y.)	L	63-69
J 30	#2 Bradley	L	59-62(ot)
F 2	at #14 Detroit	L	58-65
F 6	at Air Force	L	68-70(ot)
F 10	at Louisville	W	78-70
F 13	at Loyola (Ill.)	W	79-66
F 15	at Xavier (Ohio)	L	75-79
F 20	at #14 St. Bonaventure	L	70-74
F 23	DePaul	L	63-65
F 25	at Drake	W	73-64
M 1	Xavier (Ohio)	W	67-61
M 4	at Creighton	L	66-69

1960-61 (16-11)

NCAA Midwest Regional

Coach: Eddie Hickey

Captain: Ed Carter

Leading Scorer: Don Kojis (21.4 ppg)

Leading Rebounder: Don Kojis (17.1 rpg)

D 3	North Dakota	W	107-69
D 6	UW-Milwaukee	W	99-63
D 10	at Wisconsin	L	51-55
D 13	#16 Wichita State	W	83-79
D 17	#19 Illinois	W	96-87
D 20	Iowa State	W	70-62
D 23	at DePaul	L	78-81(ot)
D 29	Wake Forest*	W	91-83
D 30	#6 Duke*	L	73-86
D 31	Villanova*	L	70-75
J 4	Loyola (Ill.)	W	83-71
J 7	#4 Louisville	L	63-84
J 10	at Detroit	W	85-63
J 14	Creighton	W	89-64
J 28	at #3 Bradley	L	68-84
J 31	#2 St. Bonaventure	L	63-92
F 8	DePaul	W	87-64
F 11	at Xavier (Ohio)	W	88-79(ot)
F 14	at Loyola (Ill.)	L	78-81
F 18	at Air Force	W	72-63
F 23	at St. John's (N.Y.)	L	69-85
F 25	Drake	W	74-72
F 28	Detroit	W	85-69
M 4	at Louisville	L	50-75
M 9	Xavier (Ohio)	W	77-74
M 11	at Kentucky	W	88-72
M 15	at Houston#	L	61-77

*Dixie Classic Tournament (Raleigh, N.C.)

#NCAA Tournament (Houston, Texas)

1961-62 (15-11)

Coach: Eddie Hickey

Captain: Dick Nixon

Leading Scorer: Ron Glaser (16.4 ppg)

Leading Rebounder: Dave Erickson

(8.4 rpg)

D 1	Aquinas	W	79-50
D 4	at Iowa State	L	68-72
D 9	Northern Michigan	W	98-60
D 15	at #8 Kansas State	L	64-80
D 16	at Kansas	L	62-76
D 20	Wisconsin	W	92-75
D 23	Minnesota	W	69-63
D 28	at DePaul	W	93-50
D 30	Bradley	L	56-87
J 3	at DePaul	W	75-68
J 6	Louisville	W	63-53
J 9	Loyola (Ill.)	W	63-60
J 13	Air Force	W	60-36
J 27	at Saint Louis	L	64-74
F 2	at Wichita State	L	71-79
F 5	Creighton	L	72-79(ot)
F 10	Xavier (Ohio)	L	61-68
F 13	at Detroit	W	73-66
F 17	DePaul	W	99-83
F 21	at Louisville	L	63-85
F 24	at Loyola (Ill.)	L	84-98
F 26	Saint Louis	W	80-64
M 1	at Valparaiso	W	86-77
M 3	St. John's (N.Y.)	L	69-71
M 7	Detroit	W	93-92
M 10	at Xavier (Ohio)	W	76-67

1962-63 (20-9)

National Invitation Tournament

Coach: Eddie Hickey

Captain: Dick Nixon

Leading Scorer: Ron Glaser (17.6 ppg)

Leading Rebounder: Dave Erickson (8.8 rpg)

D 3	Wake Forest	W	87-72
D 7	UTEP	W	77-65
D 10	Kansas State	W	72-71
D 15	St. Mary's (Calif.)	W	82-70
D 19	at Wisconsin	L	58-76
D 22	at DePaul	L	72-79
D 28	Navy*	W	76-56
D 29	Wisconsin*	L	56-70
J 2	at Detroit	W	85-76
J 5	Louisville	W	68-64
J 8	#2 Loyola (Ill.)	L	68-87
J 12	Xavier (Ohio)	W	80-57
J 26	at Drake	W	90-76
J 28	St. John's (N.Y.)	W	51-47
J 31	at Saint Louis	L	62-73
F 2	at Bradley	L	69-85
F 5	Tampa	W	82-60
F 9	UW-Milwaukee	W	101-54
F 12	at #2 Loyola (Ill.)	L	90-92(ot)
F 16	DePaul	W	87-81
F 20	at Louisville	W	77-76
F 25	Saint Louis	W	69-58
F 28	Detroit	W	77-63
M 2	at Xavier (Ohio)	W	80-67
M 6	at Creighton	W	74-68
M 8	at Air Force	L	63-70
M 19	Saint Louis#	W	84-49
M 21	Providence#	L	64-70
M 23	Villanova#	W	66-58

*Milwaukee Classic (Milwaukee, Wis.)

#National Invitation Tournament (New York, N.Y.)

1963-64 (5-21)

Coach: Eddie Hickey

Captain: John Stone

Leading Scorer: Tom Flynn (17.3 ppg)

Leading Rebounder: Tom Flynn

(10.2 rpg)

D 3	North Dakota	W	74-65
D 7	Western Michigan	L	83-84
D 12	at Memphis State	L	74-88
D 14	at Wake Forest	L	62-95
D 19	Iowa State	W	67-62
D 21	at DePaul	L	69-90
D 27	Georgia Tech*	L	83-84
D 28	Dartmouth*	W	98-69
J 1	at Louisville	L	67-85
J 4	UW-Milwaukee	W	98-67
J 8	#3 Loyola (Ill.)	L	80-96
J 11	Xavier (Ohio)	L	81-83
J 23	at Creighton	L	57-84
J 28	Wisconsin	L	68-72
F 1	at #7 Wichita State	L	63-100
F 4	Bradley	L	73-81
F 8	Louisville	L	73-85
F 12	#10 DePaul	L	69-72
F 15	Air Force	L	62-78
F 20	at Detroit	L	73-97
F 22	at Loyola (Ill.)	L	81-99
F 24	Valparaiso	L	68-74
F 26	#8 Villanova	L	64-87
F 29	at St. John's (N.Y.)	L	60-68
M 4	at Detroit	L	76-100
M 7	at Xavier (Ohio)	W	98-95

*Milwaukee Classic (Milwaukee, Wis.)

1964-65 (8-18)

Coach: Al McGuire

Captain: Tom Flynn

Leading Scorer: Tom Flynn (16.5 ppg)

Leading Rebounder: Paul Carbins (11.7 rpg)

D 1	St. Thomas (Minn.)	W	69-49
D 5	Louisville	L	60-73
D 8	at #6 Minnesota	L	59-78
D 12	New Mexico State	W	62-54
D 15	at Valparaiso	L	61-72
D 18	#5 UCLA*	L	52-61
D 19	Wisconsin*	W	62-61
D 22	at Iowa State	L	64-73
D 26	at Loyola (Ill.)	L	71-83
J 2	at DePaul	L	54-72
J 6	Loyola (Ill.)	W	71-69(ot)
J 9	Xavier (Ohio)	W	80-73
J 13	at Wisconsin	W	59-58
J 16	at Detroit	L	67-79
J 30	#7 St. John's (N.Y.)	W	78-50
F 4	at Brigham Young	L	64-91
F 6	at Air Force	L	73-75
F 10	Memphis State	L	70-82
F 13	DePaul	L	61-67
F 16	at Washington (Mo.)	L	66-72
F 20	at Bradley	L	56-77
F 22	Creighton	L	68-78
F 25	UW-Milwaukee	W	79-65
F 27	at Xavier (Ohio)	L	55-56
M 2	Detroit	L	76-90
M 6	#9 Villanova	L	69-73

*Milwaukee Classic (Milwaukee, Wis.)

1965-66 (21-9)

Coach: Al McGuire

Captain: Tom Flynn

Leading Scorer: Bob Wolf (22.4 ppg)

Leading Rebounder: Paul Carbins (11.4 rpg)

D 1	Valparaiso	W	80-79
D 4	DePaul	L	69-82
D 7	North Dakota State	W	79-62
D 9	at Davidson	L	65-73
D 11	at Louisville	L	61-70
D 17	West Virginia*	W	100-87
D 18	Washington*	W	75-74
D 22	#8 Wichita State	W	95-76
D 28	Yale#	W	74-68
D 29	at Evansville#	L	86-88
J 3	Wisconsin	L	72-73
J 5	Loyola (Ill.)	L	65-87
J 8	Xavier (Ohio)	W	103-64
J 11	at Toledo	L	71-77
J 15	Indiana State	W	94-74
J 29	at Detroit	W	81-74
F 5	at #5 Loyola (Ill.)	L	84-85
F 7	Washington (Mo.)	W	90-72
F 9	at DePaul	L	70-76
F 12	Air Force	L	79-83(ot)
F 16	at Xavier (Ohio)	L	78-82
F 19	Northern Michigan	W	105-94
F 21	UW-Milwaukee	W	82-64
F 26	at St. John's (N.Y.)	L	68-70
F 28	at Niagara	W	71-67
M 3	Detroit	W	87-78

*Milwaukee Classic (Milwaukee, Wis.)

#Evansville Holiday Tournament (Evansville, Ind.)

1966-67 (21-9)

National Invitation Tournament Runners-Up

Coach: Al McGuire

Captain: Bob Wolf

Leading Scorer: Bob Wolf (18.4 ppg)

Leading Rebounder: Brian Brunkhorst (7.8 rpg)

D 1	Aquinas	W	90-61
D 3	South Dakota	W	99-66
D 9	at New York	W	79-63
D 10	at Villanova	L	78-80
D 13	Toledo	L	76-85
D 16	South Carolina*	W	61-63
D 17	Fordham*	W	82-83
D 20	Minnesota	W	74-61
D 28	at Dayton	L	76-95
D 30	at Loyola (Ill.)	L	72-85
J 2	Brigham Young	W	81-70
J 4	at Wisconsin	W	66-60
J 7	DePaul	W	68-65
J 11	at Valparaiso	W	79-70
J 14	Xavier (Ohio)	W	87-69
J 28	at Detroit	L	92-94(ot)
J 30	Niagara	W	80-67
F 1	St. John's (N.Y.)	W	71-54
F 4	at DePaul	L	74-79
F 8	Loyola (Ill.)	W	81-80
F 11	Davidson	W	66-65
F 15	at Xavier (Ohio)	W	71-69
F 18	UW-Milwaukee	W	90-80
F 23	at Denver	L	87-100
F 25	at Air Force	W	72-65
M 2	Detroit	W	71-64
M 11	Tulsa#	W	64-60
M 14	Providence#	W	81-80(ot)
M 16	Marshall#	W	83-78
M 18	Southern Illinois#	L	56-71

*Milwaukee Classic (Milwaukee, Wis.)

#National Invitation Tournament (New York, N.Y.)

1970-71 YEAR RESULTS

1970-71 (26-3)
NCAA Mid-East Regional
 Coach: Al McGuire
 Captain: Dean Meminger (18.8 ppg)
 Leading Rebounder: Ric Cobb (9.1 rpg)

D 11	at Northern Michigan	W	98-60
D 11	UW-Milwaukee	W	86-58
D 11	at Michigan	L	78-86
D 11	Drake	W	72-70
D 11	North Texas State	W	82-60
D 11	Bowling Green	W	84-55
D 11	Minnesota	W	67-51
D 11	Delaware*	W	79-71
D 11	Wisconsin*	W	64-43
J 3	Detroit	W	81-61
J 6	Loyola (Ill.)	W	85-72
J 10	at DePaul	W	72-60
J 17	Southern Illinois	W	67-57
J 24	Xavier (Ohio)	W	87-73
J 27	Wisconsin	W	69-51
J 31	at Loyola (Ill.)	L	72-76
F 7	at Notre Dame	L	95-96 (2ot)
F 9	Air Force	W	79-74
F 12	at Saint Louis	W	66-54
F 14	DePaul	W	79-60
F 21	at Detroit	W	80-60
F 23	at Xavier (Ohio)	W	81-73
F 28	Creighton	W	76-66
M 3	at Southern Illinois	W	75-68
M 5	at Tulane	W	79-67
M 14	Massachusetts*	W	62-55
M 17	Utah*	W	83-63
M 19	LSU*	W	101-79
M 21	St. John's (N.Y.)*	W	65-53

1970-71 (28-1)
NCAA Mid-East Regional
 Coach: Al McGuire
 Captain: Dean Meminger
 Leading Rebounder: Jim Chones (11.3 rpg)

D 2	St. John's (Minn.)	W	87-58
D 5	Saint Louis	W	95-72
D 8	at Minnesota	W	70-61
D 12	Nevada-Reno	W	102-74
D 19	Cal State-Long Beach	W	83-66
D 23	at North Texas State	W	67-57
D 29	Dartmouth*	W	98-55
D 30	Wisconsin*	W	72-69
J 2	at Detroit	W	70-61
J 5	Loyola (Ill.)	W	78-63
J 9	Xavier (Ohio)	W	91-60
J 12	#9 Notre Dame	W	71-66
J 16	New Mexico State	W	65-53
J 23	DePaul	W	73-51
J 26	Northern Michigan	W	106-57
J 29	at Loyola (Ill.)	W	87-52
F 2	at Wisconsin	W	89-75
F 6	at DePaul	W	84-55
F 9	UW-Milwaukee	W	98-56
F 13	Detroit	W	81-67
F 20	at Air Force	W	77-62
F 25	at #11 Fordham	WBS-80(ot)	
F 27	Tulane	W	90-76

M 1	at Creighton	W	66-61
M 3	at Bowling Green	W	96-74
M 6	at Xavier (Ohio)	W	76-58
M 13	#20 Miami (Ohio)*	W	62-47
M 18	#10 Ohio State*	L	59-60
M 20	#8 Kentucky*	W	91-74

1971-72 (25-4)
NCAA Mid-East Regional
 Coach: Al McGuire
 Captain: Bob Lackey
 Leading Rebounder: Larry McNeill (9.2 rpg)

D 1	St. John's (Minn.)	W	89-50
D 4	Bowling Green	W	84-64
D 7	at Memphis State	W	74-73
D 11	#9 Michigan	W	81-52
D 18	Fordham	W	87-68
D 21	Minnesota	W	55-40
D 27	Georgetown*	W	88-44
D 28	#17 Marshall*	W	74-72
J 3	Wisconsin	W	72-60
J 9	at #11 South Carolina	W	72-71
J 11	at Nevada-Reno	W	82-55
J 15	Detroit	W	68-66
J 19	Loyola (Ill.)	W	80-70
J 22	DePaul	W	70-61
J 24	at Notre Dame	W	71-62
J 29	at Loyola (Ill.)	W	69-67
F 5	at DePaul	W	79-61
F 9	Xavier (Ohio)	W	89-59
F 12	Air Force	W	79-56
F 14	Butler	W	90-76
F 16	Jacksonville	W	88-79
F 19	Creighton	W	70-61
F 26	at Detroit	L	49-70
F 28	at Xavier (Ohio)	W	63-55
M 2	at Tulane	W	73-60
M 5	at New Mexico State	L	69-73
M 11	Ohio*	W	73-49
M 16	#18 Kentucky*	L	69-85
M 18	#11 Minnesota*	L	72-77

1972-73 (25-4)
NCAA Mid-East Regional
 Coach: Al McGuire
 Captain: Allie McGuire
 Leading Rebounder: Larry McNeill (17.6 ppg)
 Leading Rebounder: Maurice Lucas (10.9 rpg)

D 2	St. Thomas (Minn.)	W	66-42
D 5	#14 Tennessee	W	56-30
D 9	#11 Memphis State	W	72-69
D 16	Xavier (Ohio)	W	70-52
D 23	at Iowa	W	69-61
D 27	Northwestern	W	89-85(ot)
D 29	Rice*	W	71-40
D 30	Wisconsin*	W	75-73(2ot)
J 3	at Butler	W	67-66
J 5	DePaul	W	60-59
J 9	Loyola (Ill.)	W	82-77
J 13	Notre Dame	L	69-71
J 16	at #6 Minnesota	L	53-64
J 20	South Carolina	W	71-54
J 23	Northern Michigan	W	76-55
J 27	at Loyola (Ill.)	W	73-54
J 29	at Xavier (Ohio)	W	90-61
F 3	at DePaul	W	70-55
F 6	at Wisconsin	W	64-58

F 10	Tulane	W	88-59
F 13	Northern Illinois	W	93-80
F 17	Detroit	W	77-55
F 20	at Bowling Green	W	84-58
F 24	at Fordham	W	63-57
M 3	at #4 Cal State-Long Beach	L	66-76
M 5	at Creighton	W	61-49
M 10	Miami (Ohio)*	W	77-62
M 15	#6 Indiana*	L	69-75

1973-74 (26-5)
NCAA Runners-Up
 Coach: Al McGuire
 Captain: Marcus Washington
 Leading Rebounder: Maurice Lucas (10.6 rpg)

D 1	St. John's (Minn.)	W	91-45
D 3	Portland	W	83-46
D 5	at Tennessee	W	67-65(ot)
D 8	Iowa	W	86-70
D 15	Minnesota	W	68-50
D 18	at Northwestern	W	77-63
D 21	Xavier (Ohio)	W	68-55
D 28	#12 Arizona*	W	76-62
D 29	Wisconsin*	W	W49-48(ot)
J 2	at Xavier (Ohio)	W	73-53
J 5	at South Carolina	L	58-60
J 8	San Diego State	W	90-66
J 12	DePaul	W	63-59
J 15	Butler	W	73-54
J 19	Fordham	W	90-74
J 22	#10 Cal State-Long Beach	W	54-52
J 26	at Loyola (Ill.)	W	71-54
J 29	at #3 Notre Dame	L	63-69
F 2	at DePaul	W	70-57
F 5	Wisconsin	W	59-58
F 9	Creighton	L	69-75
F 16	Loyola (Ill.)	W	69-43
F 21	at Manhattan	W	73-59
F 23	at Detroit	W	61-53
F 27	at Toledo	W	61-58
M 2	at Cincinnati	L	77-92
M 9	Ohio*	W	85-59
M 14	#6 Vanderbilt*	W	69-61
M 16	#12 Michigan*	W	72-70
M 23	#6 Kansas*	W	64-51
M 25	#1 North Carolina State*	L	64-76



1974-75 (23-4)

NCAA Midwest Regional

Coach: Al McGuire

Captain: Rick Campbell

Leading Scorer: Bo Ellis (16.3 ppg)

Leading Rebounder: Bo Ellis (10.5 rpg)

D 3	St. John's (Minn.)	W	92-46
D 7	St. Mary's (Calif.)	W	93-66
D 14	Toledo	W	64-61
D 18	at Pittsburgh	L	58-65
D 21	#4 Louisville	L	69-80
D 27	Georgia*	W	100-70
D 28	at DePaul	W	73-55
J 3	DePaul	W	61-60
J 6	at San Diego State	W	58-54
J 8	at Portland	W	87-57
J 11	Marquette	W	66-62
J 14	#20 South Carolina	W	69-60
J 15	Notre Dame	W	71-68
J 2	Cincinnati	L	58-68
J 29	at Xavier (Ohio)	W	73-55
F 1	at DePaul	W	72-69
F 4	at Wisconsin	W	69-63
F 8	Xavier (Ohio)	W	78-55
F 1	Western Carolina	W	63-53
F 15	Detroit	W	81-62
F 17	at Butler	W	77-55
F 20	at Fordham	W	101-64
F 22	at South Carolina	W	68-65
M 1	Oklahoma City	W	86-65
M 8	at #13 Creighton	W	64-60
M 10	at Tulane	W	73-65
M 15	#6 Kentucky	L	54-76

*Milwaukee Classic (Milwaukee, Wis.)

#NCAA Tournament (Tuscaloosa, Ala.)

1975-76 (27-2)

NCAA Midwest Regional

Coach: Al McGuire

Captains: Earl Tatum, Lloyd Walton

Leading Scorer: Earl Tatum (18.3 ppg)

Leading Rebounder: Bo Ellis (9.3 rpg)

D 2	St. Joseph's (Ind.)	W	87-60
D 6	Northern Michigan	W	56-45
D 13	Drake	W	80-58
D 16	Wisconsin	W	78-54
D 18	at Minnesota	L	73-77(ot)
D 20	Northwestern	W	75-53
D 29	Miami (Ohio)*	W	79-52
D 30	Wisconsin*	W	82-66
J 3	South Carolina	W	82-70
J 10	at Oklahoma City	W	71-60
J 14	at DePaul	W	79-72
J 17	Pittsburgh	W	73-62
J 19	Xavier (Ohio)	W	82-48
J 21	Creighton	W	76-62
J 24	Fordham	W	92-64
J 26	at Georgia Tech	W	55-44
J 31	at Loyola (Ill.)	W	85-59
F 5	at Marquette	W	78-59
F 7	at Detroit	W	68-66
F 14	#18 Virginia Tech	W	68-61
F 16	Tulane	W	75-63
F 18	DePaul	W	64-53
F 21	at #19 Louisville	W	72-62
F 28	at #6 Notre Dame	W	81-75
M 5	at Xavier (Ohio)	W	74-49
M 7	at South Carolina	W	72-66
M 13	Western Kentucky	W	79-60
M 18	#10 Western Michigan	W	62-57
M 20	#1 Indiana	L	56-65

*Milwaukee Classic (Milwaukee, Wis.)

#NCAA Tournament (Dayton, Ohio)

%NCAA Tournament (Baton Rouge, La.)

1976-77 (25-7)

NCAA Champions

NCAA Midwest Regional

Coach: Al McGuire

Captain: Bo Ellis

Leading Scorer: Butch Lee (19.6 ppg)

Leading Rebounder: Bo Ellis (8.3 rpg)

D 1	St. Leo	W	80-39
D 6	Western Michigan	W	78-53
D 8	at Florida	W	64-61
D 11	Penn State	W	79-49
D 18	#17 Louisville	L	75-78(ot)
D 21	#20 Minnesota	L	59-66
D 27	#11 Clemson*	W	67-49
D 28	Wisconsin*	W	64-57
D 31	at Northwestern	W	66-53
J 3	Georgia Tech	W	63-45
J 8	South Carolina	W	65-54
J 11	at Air Force	W	74-56
J 16	#19 Notre Dame	W	78-69
J 18	at Drake	W	62-60
J 22	Xavier (Ohio)	W	85-43
J 29	at DePaul	W	85-64
F 6	at #12 Cincinnati	L	62-63
F 9	Loyola (Ill.)	W	81-71
F 12	Marquette	W	86-60
F 14	DePaul	L	72-77(2ot)
F 16	#15 Detroit	L	63-64
F 19	Wichita State	L	64-75
F 21	at Wisconsin	W	73-58
F 26	at Virginia Tech	W	75-70
F 28	at Tulane	W	63-44
M 5	at Creighton	W	72-60
M 6	at #3 Michigan	L	68-69
M 12	#11 Cincinnati	W	66-51
M 17	Kansas State	W	67-66
M 19	#9 Wake Forest	W	82-68
M 26	#17 UNC Charlotte	W	51-49

*Milwaukee Classic (Milwaukee, Wis.)

#NCAA Tournament (Omaha, Neb.)

%NCAA Tournament (Oklahoma City, Okla.)

&NCAA Tournament (Atlanta, Ga.)

1977-78 (24-4)

NCAA Midwest Regional

Coach: Hank Raymonds

Captain: Butch Lee

Leading Scorer: Butch Lee (17.7 ppg)

Leading Rebounder: Jerome Whitehead (8.3 rpg)

N 30	St. Thomas (Minn.)	W	80-45
D 3	Western Michigan	W	59-47
D 6	at Minnesota	W	61-44
D 10	Florida	W	81-67
D 17	Bowling Green	W	86-54
D 22	at #8 Louisville	L	60-61
D 26	Eastern Kentucky*	W	90-77
D 27	Texas*	W	65-56
J 2	at Wichita State	W	67-56
J 6	Centenary	W	72-56
J 9	at Missouri	W	70-52
J 13	Saint Louis	W	56-54
J 15	#11 UNLV	W	97-81
J 18	#18 DePaul	W	80-74
J 21	Washington	W	71-63
J 24	Xavier (Ohio)	W	78-62
J 28	at Loyola (Ill.)	L	64-68
F 2	at Penn State	W	73-60
F 5	at South Carolina	W	69-66(2ot)
F 7	Creighton	W	82-57
F 11	Air Force	W	76-59
F 14	Wisconsin	W	75-64
F 18	Cincinnati	W	57-45

F 20	at Xavier (Ohio)	W	75-53
F 26	at #9 Notre Dame	L	59-65
M 2	Butler	W	90-79
M 4	at #6 Detroit	W	80-77
M 11	Miami (Ohio)*	L	81-84

*Milwaukee Classic (Milwaukee, Wis.)

#NCAA Tournament (Indianapolis, Ind.)

1978-79 (22-7)

NCAA West Regional

Coach: Hank Raymonds

Captain: Bernard Toone

Leading Scorer: Bernard Toone (18.7 ppg)

Leading Rebounder: Bernard Toone (6.7 rpg)

N 29	Belmont Abbey	W	70-56
D 2	Northern Michigan	W	80-50
D 6	at Bowling Green	W	72-57
D 9	Missouri	W	74-57
D 16	Minnesota	W	72-55
D 20	at Western Michigan	W	76-60
D 23	at Wisconsin	L	52-65
D 29	North Texas State*	W	84-69
D 30	UNC Charlotte*	W	61-57
J 3	at Brown	W	57-49
J 5	at Maine	W	57-46
J 9	Southwestern Louisiana	W	84-78
J 13	#2 Notre Dame	L	60-65
J 16	Cal State-Long Beach	W	99-80
J 20	Xavier (Ohio)	W	67-50
J 23	Oral Roberts	W	75-60
J 28	at #7 Duke	L	64-69
J 30	at Creighton	W	79-77
F 2	at Saint Louis	W	71-51
F 6	Detroit	L	63-64
F 10	#5 Louisville	W	71-55
F 13	Stetson	W	86-78
F 17	Loyola (Ill.)	W	75-63
F 24	at #20 DePaul	L	60-61
F 27	South Carolina	W	83-64
M 1	at Air Force	W	61-43
M 4	at UNLV	L	83-86
M 10	Pacific	W	73-48
M 15	#6 DePaul*	L	56-62

*Milwaukee Classic (Milwaukee, Wis.)

#NCAA Tournament (Tucson, Ariz.)

%NCAA Tournament (Provo, Utah)

1979-80 (18-9)

NCAA East Regional

Coach: Hank Raymonds

Captain: Robert Byrd

Leading Scorer: Sam Worthen (16.9 ppg)

Leading Rebounder: Robert Byrd (10.0 rpg)


D 1	Eastern Montana	W	75-36
D 4	Fresno State	W	57-54
D 8	Michigan	L	60-63
D 15	Wisconsin	L	56-57
D 22	at Illinois	W	80-78
D 28	St. Mary's (Calif.)*	W	100-74
D 29	Rhode Island*	L	57-64
J 2	Cleveland State	W	93-69
J 4	Brown	W	80-49
J 7	at Cal State-Long Beach	L	69-77
J 12	#2 DePaul	L	85-92
J 15	Maine	W	87-77
J 17	at Xavier (Ohio)	W	76-62
J 19	Florida State	W	74-64
J 22	at #7 Louisville	L	63-76
J 26	at South Carolina	W	80-65
F 2	at Oral Roberts	L	101-102(ot)
F 5	Creighton	W	81-71
F 7	at Loyola (Ill.)	W	90-84
F 10	#10 Duke*	W	80-77
F 12	Xavier (Ohio)	W	82-70

F 16	at Boston	W	70-50
F 20	at Boston	W	70-50
F 24	at #10 Notre Dame	W	70-50
F 27	at Detroit	W	70-50
F 29	Air Force	W	70-50
M 7	Villanova	L	59-77

*Milwaukee Classic (Milwaukee, Wis.)

#Dane County Coliseum (Madison, Wis.)

%NCAA Tournament (Providence, R.I.)



Bob Lackey served as the team captain and paced the team in scoring during the 1971-72 season.



30 YEAR RESULTS

1980-81 (19-10)
NCAA Midwest Regional
Captains: Hank Raymonds
Leading Scorer: Glenn Rivers (13.2 ppg)
Leading Rebounder: Marc Marotta (6.0 rpg)

D 1	Florida A&M	W	91-58
D 4	Texas A&M	W	73-58
D 6	at #7 Iowa	L	66-87
D 11	Northern Illinois	W	66-56
D 18	Marshall	W	79-72
D 20	at Minnesota	L	66-100
D 22	Kansas State	W	61-51
D 27	UW-Green Bay*	W	57-47
D 28	Cincinnati*	W	69-52
J 2	at Creighton	W	64-52
J 4	at Arizona State	W	67-65
J 8	Xavier (Ohio)	W	72-64
J 11	Iona	W	85-78
J 15	Notre Dame	L	57-59
J 18	Tennessee Tech	W	78-59
J 21	at #12 Missouri	W	60-59(ot)
J 25	at Duquesne	W	72-53
J 29	at Virginia Tech	L	68-72
F 3	at Wake Forest	L	65-78
F 8	Old Dominion	W	53-50
F 12	#11 Louisville	L	73-81
F 15	Loyola (Ill.)	W	97-85
F 17	at Wisconsin	W	68-62
F 23	at Dayton	L	63-65
F 27	at South Carolina	L	64-66
M 1	Stetson	W	69-66(ot)
M 6	at DePaul	L	62-74
M 12	Southwestern Louisiana	W	85-64
M 18	Tennessee*	L	56-57

1983-84 (17-13)
Invitation Tournament
Captains: Rick Majerus
Captains: Marc Marotta, Terry Reason, Don Smolinski
Leading Scorer: Dwayne Johnson (14.0 ppg)
Leading Rebounder: Marc Marotta (7.1 rpg)

N 25	at Air Force*	W	80-60
N 26	at Clemson*	L	61-66(ot)
D 1	Northeast Louisiana	W	71-57
D 3	Minnesota	W	77-60
D 7	at Providence	L	60-64(ot)
D 10	Northwestern	W	64-47
D 17	Syracuse	W	79-68
D 21	at Wake Forest	L	65-71(ot)
D 27	McNeese State*	W	69-55
D 28	Miami (Ohio)*	W	59-47
D 30	at Northern Illinois	L	78-79
J 7	Missouri	L	57-58
J 9	at Southwestern Louisiana	L	58-68
J 12	Colorado	L	62-66
J 14	South Carolina	W	74-69
J 17	Creighton	W	63-54
J 21	Dayton	W	66-64(ot)
J 28	at #14 Louisville	W	65-60

F 1	at Marshall	L	67-68
F 4	at Richmond	W	59-55
F 11	Holy Cross	W	90-69
F 16	Wisconsin	W	74-59
F 18	Stetson	W	69-55
F 22	at Xavier (Ohio)	L	68-82(ot)
F 25	at Notre Dame	L	56-65
F 28	UW-Green Bay	W	60-49
M 2	at Loyola (Ill.)	L	75-79
M 10	at #4 DePaul	L	49-64
M 15	at Iowa State*	W	73-53
M 19	at Michigan*	L	70-83

***IPTAY Tournament (Clemson, S.C.)**
#Milwaukee Classic (Milwaukee, Wis.)
***National Invitation Tournament (Ames, Iowa)**
***National Invitation Tournament (Ann Arbor, Mich.)**

1984-85 (20-11)
National Invitation Tournament
Captains: Rick Majerus
Captains: Robert Hall, Mandy Johnson
Leading Scorer: Kerry Trotter (12.4 ppg)
Leading Rebounder: Kerry Trotter (6.2 rpg)

D 1	US International	W	74-27
D 4	Loyola (Ill.)	W	74-67
D 6	at Northwestern	W	53-44
D 8	Northern Illinois	W	61-52
D 15	Kansas State	L	54-55
D 20	at Holy Cross	W	74-67(ot)
D 26	at Minnesota	L	62-70
D 28	Lehigh*	W	85-56
D 29	Gonzaga*	L	54-60
J 2	UW-Green Bay	W	66-48
J 5	at Colorado	W	67-52
J 9	Texas A&M*	L	69-77
J 12	Notre Dame	L	62-63
J 16	Utica	W	55-53(ot)
J 19	Providence	W	64-58
J 21	at Western Michigan	W	80-59
J 27	at Creighton	L	59-71
F 3	at #9 Syracuse	L	53-71
F 5	Richmond	W	75-67
F 10	Southwestern Louisiana	W	72-64
F 13	Xavier (Ohio)	W	71-53
F 16	Dayton	W	61-55
F 20	at Xavier (Ohio)	W	69-60
F 23	at Dayton	L	59-72
F 17	Valparaiso	W	88-46
M 2	at DePaul	L	52-69
M 6	at Notre Dame	L	60-66
M 9	DePaul	W	68-64
M 14	Bradley*	W	77-64
M 19	at Cincinnati*	W	56-54
M 24	at Indiana*	L	82-94(2ot)

***Milwaukee Classic (Milwaukee, Wis.)**
***The Summit (Houston, Texas)**
***National Invitation Tournament (Milwaukee, Wis.)**
***National Invitation Tournament (Cincinnati, Ohio)**
***National Invitation Tournament (Bloomington, Ind.)**

1985-86 (19-11)
National Invitation Tournament
Captains: Rick Majerus
Captains: Walter Downing, Kerry Trotter
Leading Scorer: David Boone (15.3 ppg)
Leading Rebounder: David Boone (10.6 rpg)

N 26	Prairie View A&M	W	84-50
N 30	at Wisconsin	L	74-75
D 4	Western Michigan	W	82-78
D 7	Bradley	L	64-66
D 14	Creighton	W	76-62
D 17	Minnesota	W	74-63
D 21	at Northern Illinois	L	68-74

D 27	Valparaiso*	W	70-57
D 28	Cal State-Long Beach*	W	60-48
J 2	at Kansas State	L	55-56
J 5	at Loyola (Ill.)	W	72-70
J 8	Holy Cross	W	86-46
J 11	Colorado	W	91-71
J 13	at SW Louisiana	W	87-71
J 18	Dayton	W	70-60
J 19	#1 North Carolina	L	64-66
J 24	at Hartford	W	66-55
J 27	at Virginia Commonwealth	L	56-61
F 1	at #14 Notre Dame	L	70-72(ot)
F 5	Xavier (Ohio)	L	71-85
F 8	DePaul	W	70-65(ot)
F 12	at Lehigh	W	77-66
F 19	at Stetson	W	68-63
F 22	at Dayton	W	82-79
F 26	UW-Green Bay	W	66-46
M 1	#12 Notre Dame	L	66-74
M 5	Miami (Fla.)	W	84-62
M 8	at DePaul	L	87-95
M 13	#Drake	W	79-59
M 17	# at SW Missouri State	L	69-83

1986-87 (16-13)
National Invitation Tournament
Captain: David Boone
Leading Scorer: David Boone (15.9 ppg)
Leading Rebounder: David Boone (8.8 rpg)

D 1	Wisconsin	W	84-71
D 3	Lehigh	W	83-66
D 6	Iona	W	87-79
D 13	Tennessee	W	63-56
D 16	at Northwestern	L	54-56
D 20	at Bradley	L	70-73
D 23	at Creighton	W	63-57
D 26	Columbia*	W	79-68(ot)
D 27	South Florida*	W	77-61
D 31	at Loyola Marymount	W	75-65
J 3	at Colorado	W	83-68
J 7	Kansas State	L	84-85
J 10	Virginia Commonwealth	L	60-63
J 12	at Western Michigan	W	78-76
J 17	Dayton	W	64-57
J 21	at Loyola (Ill.)	L	68-84
J 24	at Miami (Fla.)	L	89-91(ot)
J 29	at Notre Dame	L	48-58
F 4	Valparaiso	W	80-60
F 7	Stetson	W	76-68
F 10	#5 DePaul	L	76-88
F 14	Hartford	W	76-66
F 15	at #3 North Carolina	L	74-83
F 21	at Dayton	L	75-59
F 25	Fordham	W	96-67
F 28	Notre Dame	L	60-72
M 3	Evansville	W	74-63
M 7	at #5 DePaul	L	59-68
M 11	at Nebraska*	L	76-78

***First Bank Classic (Milwaukee, Wis.)**
#National Invitation Tournament (Lincoln, Neb.)

1987-88 (10-18)

Coach: Bob Dukiet

Captain: Pat Foley

Leading Scorer: Tony Smith (13.1 ppg)

Leading Rebounder: Trevor Powell (6.0 rpg)

D 1	Hartford	W	70-61
D 3	at Tennessee	L	56-82
D 5	Xavier (Ohio)	W	67-61
D 10	at Wisconsin	L	55-66
D 12	Western Michigan	W	77-70
D 19	Northwestern	W	77-66
D 22	at Minnesota	L	65-89
D 23	Air Force*	W	80-52
D 29	Cleveland State*	L	70-72
J 3	at Kansas State	L	57-78
J 6	Loyola Marymount	L	98-102
J 9	Notre Dame	L	44-62
J 16	Miami (Fla.)	W	65-51
J 19	at Iowa	L	56-71
J 23	at Dayton	L	62-67
J 27	at DePaul	L	66-81
F 1	at Fordham	L	63-83
F 3	Loyola (Ill.)	L	70-72
F 6	Wake Forest	W	76-57
F 8	at Stetson	W	70-57
F 10	Canisius	W	85-73
F 13	Dayton	W	79-56
F 17	at Evansville	L	72-73
F 20	Virginia Tech	L	75-93
F 24	at Valparaiso	L	66-70
M 2	Creighton	L	58-72
M 5	at Notre Dame	L	50-72
M 12	DePaul	L	65-77

*First Bank Classic (Milwaukee, Wis.)

1988-89 (13-15)

Coach: Bob Dukiet

Captain: Mike Flory

Leading Scorer: Trevor Powell (15.1 ppg)

Leading Rebounder: Trevor Powell (6.3 rpg)

N 25	Kent*	W	68-64
N 26	at Virginia*	L	63-80
D 2	Rice*	W	76-60
D 3	Wisconsin*	L	55-70
D 5	Austin Peay	L	72-82
D 8	St. Thomas (Fla.)	W	82-56
D 17	Minnesota	L	67-83
D 19	at Creighton	L	73-79
D 21	Morgan State	W	66-60
J 2	Furman	W	78-56
J 7	at Virginia Tech	W	93-90
J 9	Western Michigan	L	63-68
J 14	Dayton	W	90-86
J 17	DePaul	W	72-64
J 28	at Miami (Fla.)	L	90-106
F 2	at Notre Dame	L	68-83
F 4	at Wake Forest	L	67-70
F 8	Toledo	W	84-65
F 11	Oregon State	L	73-76
F 15	Valparaiso	W	91-83
F 20	Fordham	W	69-68
F 22	at Wisconsin	L	50-61
F 23	Maryland-Baltimore Cty	W	88-75
F 25	at Xavier (Ohio)	L	77-102
F 28	Loyola (Ill.)	L	83-91
M 2	at Dayton	W	76-74
M 4	at DePaul	L	79-91
M 8	Notre Dame	L	63-67

*Investor's Classic (Charlottesville, Va.)

*First Bank Classic (Milwaukee, Wis.)

1989-90 (15-14; 9-5

Midwestern Collegiate Conference)

National Invitation Tournament

Coach: Kevin O'Neill

Captain: Tony Smith

Leading Scorer: Tony Smith (23.8 ppg)

Leading Rebounder: Trevor Powell (7.8 rpg)

N 24	at Oregon State	L	57-71
D 1	UNC Wilmington*	W	76-54
D 2	Wisconsin*	L	58-63(ot)
D 5	Loyola (Ill.)*	W	75-69(ot)
D 9	Notre Dame	W	80-68
D 16	#6 Michigan	L	73-82
D 20	Chicago State	W	77-45
D 23	at DePaul	L	62-71
D 31	Morgan State	W	75-51
J 3	Baptist College	W	83-57
J 6	Xavier (Ohio)*	L	80-86
J 11	at Dayton*	W	95-84
J 18	at Detroit*	W	84-70
J 20	DePaul	W	77-55
J 22	Saint Louis*	W	65-59
J 27	at Evansville*	L	66-70
F 1	at Butler*	W	75-73
F 3	Virginia	L	91-96(ot)
F 8	at #21 Xavier (Ohio)*	L	78-83
F 10	Dayton*	L	77-79
F 14	at Notre Dame	L	76-79
F 17	at Loyola (Ill.)*	W	68-48
F 19	at Wisconsin	L	65-82
F 24	at Saint Louis*	L	55-65
F 26	Evansville*	W	90-65
M 1	Detroit*	W	70-69(ot)
M 3	Butler*	W	90-70
M 8	Evansville*	L	57-66
M 14	at Penn State*	L	54-57

*First Bank Classic (Milwaukee, Wis.)

*Midwestern Collegiate Conference game

*Midwestern Collegiate Conference

Tournament (Dayton, Ohio)

& National Invitation Tournament (University Park, Pa.)

1990-91 (11-18; 7-7

Midwestern Collegiate Conference)

Coach: Kevin O'Neill

Captains: Mark Angliavar, Rod Grosse,

Trevor Powell

Leading Scorer: Damon Key (13.2 ppg)

Leading Rebounder: Trevor Powell (7.3 rpg)

N 14	at #6 Duke*	L	74-87
D 1	at Kansas	L	71-108
D 4	Wisconsin	W	69-58
D 7	Mississippi Valley State*	W	96-71
D 8	Arkansas-Little Rock*	W	75-44
D 19	Prairie View A&M	W	95-68
D 22	at Michigan	L	81-89
D 30	Oklahoma State	L	43-70
J 2	#18 Virginia	L	88-94
J 5	at Dayton*	L	81-103
J 8	at DePaul	L	63-68
J 10	Xavier (Ohio)*	L	93-98(ot)
J 17	at Notre Dame	L	73-80
J 19	Loyola (Ill.)*	W	82-36
J 21	at North Carolina State	L	76-89
J 24	at Evansville*	W	68-57
J 26	at Saint Louis*	L	69-73
J 28	DePaul	L	56-84
J 31	Detroit*	W	75-54
F 2	Butler*	L	65-76
F 7	at Xavier (Ohio)*	L	66-71

F 9	Dayton*	W	67-65
F 12	Notre Dame	L	62-63
F 17	at Loyola (Ill.)*	W	75-70(ot)
F 21	Evansville*	L	55-59
F 23	Saint Louis*	W	72-69
F 28	at Detroit*	W	74-68
M 2	at Butler*	L	74-84
M 7	Saint Louis*	L	82-92

#Dodge Pre-season NIT (Durham, N.C.)

*First Bank Classic (Milwaukee, Wis.)

*Midwestern Collegiate Conference game

& Midwestern Collegiate Conference Tournament

(Dayton, Ohio)

1991-92 (16-13; 5-5 Great Midwest Conference)

Coach: Kevin O'Neill

Captains: Ron Curry, Damon Key,

Jim McIlvaine

Leading Scorer: Damon Key (13.6 ppg)

Leading Rebounder: Ron Curry (7.2 rpg)

N 22	Prairie View A&M	W	98-55
N 28	Northern Illinois	W	78-71
D 6	Columbia*	W	71-63
D 7	Penn State*	L	56-60
D 15	Cal State-Sacramento	W	79-35
D 17	Mississippi Valley State	W	87-62
D 21	Bethune-Cookman	W	89-53
D 23	Sam Houston State	W	75-44
D 30	Maryland-Baltimore Cty	W	93-63
J 2	Chicago State	W	92-55
J 4	at Wisconsin	L	63-81
J 8	at Dayton	L	57-60
J 11	UAB*	W	66-54
J 14	at #3 Oklahoma State	L	52-64
J 18	at Saint Louis*	W	70-67
J 21	Notre Dame	L	63-69
J 25	at Memphis State*	L	55-59
J 28	#5 Kansas	L	61-85
F 1	Cincinnati*	L	57-71
F 4	North Carolina State	W	66-42
F 9	DePaul*	L	58-65
F 15	at UAB*	L	60-64
F 18	at Notre Dame	L	53-60
F 22	Saint Louis*	W	71-48
F 27	at 19 Cincinnati*	L	59-70
M 1	Memphis State*	W	82-67
M 4	at #15 DePaul*	W	73-65
M 12	Saint Louis*	W	74-63
M 13	#12 Cincinnati*	L	49-62

*First Bank Classic (Milwaukee, Wis.)

*Great Midwest Conference game

*Great Midwest Conference Tournament

(Chicago, Ill.)

1992-93 (20-8; 6-4 Great Midwest Conference)

NCAA Midwest Regional

Coach: Kevin O'Neill


Captains: Ron Curry, Damon Key,

Tony Miller

Leading Scorer: Ron Curry (14.4 ppg)

Leading Rebounder: Ron Curry (8.1 rpg)

D 4	North Carolina A&T*	W	84-43
D 5	Marquette*	W	85-62
D 7	Charleston Southern	W	73-35
D 9	Northeastern Illinois	W	95-65
D 19	American	W	90-74
D 21	Western Illinois	W	83-59
D 26	at #19 UNLV	L	88-94
D 29	at Illinois	W	61-58
J 2	Wisconsin	L	67-77
J 6	Dayton	W	82-44



Ron Curry led Marquette with averages of 14.4 points and 8.1 rebounds in 1992-93.

31-YEAR RESULTS

1993-94 Conference game
 @Tucson (Tucson, Ariz.)
 1994-95 Conference Tournament
 @Tucson (Tucson, Ariz.)
 1995-96 Conference game
 @St. Petersburg (St. Petersburg, Fla.)
 1996-97 Conference game
 @Knoxville (Knoxville, Tenn.)

1994-95 (21-12; 7-5 Great Midwest Conference)

Head Coach: Mike Deane

Captain: Tony Miller

Leading Scorer: Ronney Eford (13.2 ppg)

Leading Rebounder: Arnel McCaskill (8.5 rpg)

N 28 UNLV	W 82-74 (ot)
N 30 at Ohio State	W 82-70
D 2 UW-Milwaukee	W 101-59
D 3 Northwestern	W 94-60
D 6 Fairleigh Dickinson	W 96-74
D 10 at San Francisco	W 79-72
D 20 Illinois-Chicago	L 65-47
D 23 Creighton	W 82-50
D 31 #19 Wisconsin	W 80-65
J 5 Temple	L 57-49
J 7 UW-Green Bay	L 48-50
J 12 Cincinnati	L 64-91
J 15 UAB	W 77-54
J 17 Virginia Tech	L 54-57
J 20 at Dayton	W 70-58
J 22 at Saint Louis	L 73-81
J 28 at DePaul	L 48-63
F 5 at #23 Cincinnati	W 59-52
F 9 Saint Louis	L 48-55
F 11 at West Virginia	L 76-78
F 16 at UAB	W 80-70
F 18 at Memphis	L 71-77 (2ot)
F 21 DePaul	W 81-71
F 23 Dayton	W 70-59
F 25 at Notre Dame	W 65-63
M 4 Memphis	W 80-61
M 9 UAB	W 55-46
M 10 Saint Louis	L 56-73
M 15 at Auburn	W 68-61
M 20 St. Bonaventure	W 70-51
M 22 South Florida	W 57-50 (ot)
M 27 Penn State	W 87-79
M 29 Virginia Tech	L 64-65 (ot)

#First Bank Classic (Milwaukee, Wis.)

@Busch Atlantic 10-Great Midwest Battle

(St. Louis, Mo.)

*Great Midwest Conference game

%Great Midwest Conference Tournament

(Milwaukee, Wis.)

!National Invitation Tournament (Auburn, Ala.)

@National Invitation Tournament (Milwaukee, Wis.)

*National Invitation Tournament (Milwaukee, Wis.)

-MECCA Arena

*National Invitation Tournament (New York, N.Y.)

1995-96 (23-8 overall; 10-4 Conference USA)

NCAA East Regional

Coach: Mike Deane

Captain: Ronney Eford

Leading Scorer: Aaron Hutchins (14.0 ppg)

Leading Rebounder: Arnel McCaskill (8.9 rpg)

N 26 UW-Milwaukee	W 91-74
D 1 Columbia	W 72-45
D 2 UW-Green Bay	W 64-44
D 6 Coppin State	W 95-69
D 9 La Salle	L 65-68
D 16 #22 Santa Clara	W 78-49

D 22 Vermont	W 89-58
D 31 at Wisconsin	L 46-55
J 2 Morris State	W 98-58
J 7 Saint Louis	W 69-47
J 10 Iowa State	W 58-56
J 13 at #4 Cincinnati	L 70-91
J 15 Illinois-Chicago	W 103-81
J 17 at DePaul	W 73-60
J 20 #9 Memphis	W 59-55
J 25 at UNC Charlotte	L 69-79
J 30 UAB	W 73-64
F 4 at Tulane	L 74-75
F 7 South Florida	W 87-61
F 11 DePaul	W 75-65
F 14 at Creighton	W 63-57
F 18 at Southern Miss	W 58-55
F 22 UNC Charlotte	W 78-68
F 25 at Saint Louis	L 58-69
F 28 at #21 Louisville	W 80-79 (2ot)
M 2 #7 Cincinnati	W 74-72
M 7 South Florida	W 65-56
M 8 at #14 Memphis	W 72-60
M 9 #8 Cincinnati	L 84-85 (ot)
M 14 Monmouth	W 68-44
M 16 Arkansas	L 56-65

#First Bank Classic (Milwaukee, Wis.)

@Atlantic City Shootout (Atlantic City, N.J.)

%MECCA Arena

*Conference USA game

!Conference USA Championship (Memphis, Tenn.)

@NCAA Tournament (Providence R.I.)

1996-97 (22-9 overall; 9-5 Conference USA)

NCAA East Regional

Conference USA Tournament Champions

Coach: Mike Deane

Captain: Anthony Pieper

Leading Scorer: Chris Crawford (14.9 ppg)

Leading Rebounder: Faisal Abraham (6.5 rpg)

N 24 UW-Milwaukee	W 82-55
N 29 at Santa Clara	L 72-79
D 6 Prairie View A&M	W 104-49
D 7 Princeton	L 62-66
D 14 UW-Green Bay	W 55-39
D 16 Coastal Carolina	W 66-42
D 19 Appalachian State	W 74-37
D 22 La Salle	W 86-53
D 27 at Dayton	W 65-61
D 31 Wisconsin	W 59-52
J 4 Southern Miss	W 61-44
J 7 at #4 Iowa State	W 67-44
J 9 DePaul	W 75-50
J 12 at Memphis	L 47-54
J 18 Saint Louis	W 69-48
J 26 at DePaul	W 61-49
J 30 at South Florida	W 71-36
F 1 Tulane	L 53-54
F 5 Maine	L 59-68
F 8 at #12 Cincinnati	L 70-91
F 15 at UNC Charlotte	L 46-66
F 17 at UAB	W 68-52
F 20 #15 Louisville	W 79-71 (ot)
F 25 at Saint Louis	W 56-54
F 27 #9 Cincinnati	L 74-80
M 2 Houston	W 76-67
M 5 DePaul	W 79-53
M 6 Memphis	W 63-45
M 7 #10 Cincinnati	W 91-79
M 8 UNC Charlotte	W 60-52
M 14 Providence	L 59-81

#First Bank Classic (Milwaukee, Wis.)

*Conference USA game

!Conference USA Championship (St. Louis, Mo.)

%NCAA Tournament (Charlotte, N.C.)

1997-98 (20-11; 8-8 Conference USA)

National Invitation Tournament

Coach: Mike Deane

Captain: Abel Joseph

Leading Scorer: Aaron Hutchins (15.2 ppg)

Leading Rebounder: Jarrod Lovette (6.9 rpg)

N 14 at Wisconsin	W 65-60
N 21 Notre Dame	W 72-48
D 5 Montana State	W 84-60
D 6 St. Bonaventure	W 68-61
D 14 UW-Milwaukee	W 69-56
D 21 Dayton	W 86-68
D 23 Central Florida	W 85-58
D 28 at Illinois-Chicago	W 73-67
D 31 Saint Peter's	W 71-55
J 3 at Louisville	W 71-70
J 7 UAB	L 52-55
J 11 at Cincinnati	L 51-63
J 13 at UNC Charlotte	L 53-66
J 17 Boston College	L 54-64
J 19 DePaul	W 58-49
J 22 #21 Cincinnati	W 66-63 (ot)
J 24 Saint Louis	L 62-71
J 29 at Southern Miss	W 46-43
F 1 at Tulane	W 66-40
F 7 at DePaul	W 73-51
F 12 UNC Charlotte	L 56-58
F 14 Houston	W 70-52
F 19 Louisville	W 57-52
F 22 at South Florida	L 53-57
F 25 at Saint Louis	L 65-67
F 28 Memphis	L 65-77
M 4 DePaul	W 52-50
M 5 UNC Charlotte	L 55-63
M 11 Creighton	W 80-68
M 16 Auburn	W 75-60 (ot)
M 18 at Minnesota	L 71-73

#First Bank Classic (Milwaukee, Wis.)

*Conference USA game

!Conference USA Championship (Cincinnati, Ohio)

@National Invitation Tournament (Milwaukee, Wis.)

@National Invitation Tournament (Minneapolis, Minn.)

Damon Key was Marquette's top point producer during the 1991-92 and 1993-94 campaigns.



1998-99 (14-15; 6-10)

Conference USA)

Coach: Mike Deane
Captains: Mike Bargen, Jarrod Lovette
Leading Scorer: Brian Wardle (12.3 ppg)
Leading Rebounder: Mike Bargen (5.4 rpg)

N 14	at Boston College	W	70-49
N 16	Morgan State	W	85-51
N 19	#13 Oklahoma State	L	54-57
N 20	Nicholls State	W	51-48
N 28	at Dayton	L	49-81
D 1	Northeastern%	W	82-68
D 4	Cornell	W	68-51
D 5	Tulsa	L	51-67
D 8	UVW Milwaukee	W	77-56
D 13	South Florida*	L	63-75
D 19	Baylor	W	74-64
D 23	#20 Wisconsin	L	45-61
D 3	Illinois-Chicago	W	61-58
J 4	at #3 Cincinnati*	L	56-75
J 6	at UAB*	L	66-73(ot)
J 9	at DePaul*	L	60-75
J 13	Louisville*	L	63-78
J 16	Saint Louis*	W	60-51
J 2	at UNC Charlotte*	L	61-67
J 24	DePaul*	W	62-46
J 27	Tulane*	W	65-59
J 30	at Saint Louis*	L	46-48(ot)
F 6	at Louisville*	L	77-81
F 10	#4 Cincinnati*	W	62-58
F 13	UNC Charlotte*	W	69-59
F 21	at Memphis*	L	79-81
F 24	Southern Miss*	L	50-59
F 27	at Houston*	W	65-62
M 3	Saint Louis*	L	52-59

#1: ViceStream Wireless Challenge (Honolulu, Hawaii)
% Milwaukee Arena
*Blue & Gold Coca-Cola Classic (Milwaukee, Wis.)
*Conference USA game
*Conference USA Tournament (Birmingham, Ala.)

1999-00 (15-14; 8-8)

Conference USA)

National Invitation Tournament
Coach: Tom Crean
Captains: John Cliff and Brian Wardle
Leading Scorer: Brian Wardle (16.6 ppg)
Leading Rebounder: Oluoma Nnamaka (6.7 rpg)

N 20	Chicago State	W	62-43
N 23	at Minnesota	L	57-66
F 27	Wofford	W	74-59
D 3	Western Michigan	W	76-69
D 4	Appalachian State	W	57-51
L 7	Dayton%	L	60-63
E 11	at Baylor	L	68-72(ot)
E 20	Hampton	W	67-52
D 23	at Wisconsin	L	74-86
D 29	Coppin State%	W	63-55
J 2	Xavier	W	65-63
J 5	Saint Louis*	W	56-38
J 8	at #3 Cincinnati*	L	48-67
J 12	at #19 DePaul*	W	69-60
J 15	#25 Louisville*	W	66-64(ot)
J 19	UNC Charlotte*	W	65-55
J 23	#1 Cincinnati*	L	60-72
J 26	at Saint Louis*	L	52-67
J 29	at UNC Charlotte*	L	54-60
F 2	at Southern Miss*	W	79-67
F 5	Houston*	W	65-61
F 13	at Louisville*	L	64-76
F 16	DePaul*	L	35-55

F 24	at South Florida*	W	61-60
F 26	Memphis*	L	49-53
M 1	UAB*	W	68-58
M 4	at Tulane*	L	68-73
M 8	vs Houston*	L	75-77
M 15	at Xavier*	L	63-67

& Blue and Gold Coca-Cola Classic
% Milwaukee Arena
* Conference USA game
* Conference USA Tournament
\$-NIT

2000-01 (15-14; 9-7)

Conference USA)

Coach: Tom Crean
Captains: Brian Wardle
Leading Scorer: Brian Wardle (18.8 ppg)
Leading Rebounder: Oduarte Blankson (5.5 rpg)

N 14	South Alabama*	L	54-67
N 20	Massachusetts	W	68-64
D 1	Centenary	W	66-47
D 2	Cal State Northridge	W	69-66
D 7	Minnesota*	L	59-61(ot)
D 9	Arkansas Little Rock	W	48-46
D 16	at Xavier	L	59-75
D 20	Western Carolina	W	78-66
D 23	#16 Wisconsin	L	47-52
D 30	at Dayton	L	60-61
J 6	at DePaul*	W	69-49
J 10	Cincinnati*	W	47-44
J 13	at #9 North Carolina	L	54-84
J 17	South Florida*	W	72-68
J 20	Charlotte*	L	71-74
J 24	at Saint Louis*	W	73-64
J 27	Tulane*	W	82-57
J 30	Southern Miss*	L	65-78
F 2	at Memphis*	W	71-65
F 8	at Louisville*	L	65-75
F 11	Saint Louis*	W	75-69
F 14	at UAB*	L	66-72
F 18	at Cincinnati*	W	66-63(ot)
F 22	DePaul*	W	82-64
F 24	Louisville*	L	74-77(3ot)
F 28	at Houston*	L	64-66
M 3	at Charlotte*	L	62-85
M 7	vs Tulane*	W	72-67
M 8	vs Memphis*	L	64-71

* Preseason NIT
& Blue and Gold Coca-Cola Classic
% U.S. Cellular Arena
@ AJ's Night
\$ C-USA Tournament (Louisville, KY)

2001-02 (26-7; 13-3)

Conference USA)

NCAA East Regional
Coach: Tom Crean
Captains: Jon Harris, Oluoma Nnamaka
Leading Scorer: Dwyane Wade (17.8 ppg)
Leading Rebounder: Dwyane Wade (6.6 rpg)

N 17	Loyola (Ill.)	W	80-70
N 18	Chicago State	W	102-49
N 21	vs Tennessee*	W	85-74
N 23	vs #20 Indiana*	W	50-49
N 24	vs Gonzaga	W	72-63
N 30	Texas Southern	W	76-40
D 1	Sam Houston State	W	77-58
D 5	Dayton	W	73-51
D 8	Fordham	W	79-55
D 19	Arkansas-Pine Bluff	W	100-49
D 22	at Wisconsin	L	73-86
D 29	at #25 Wake Forest	L	59-64
J 2	Morris Brown*	W	85-38
J 5	at Charlotte*	L	68-76

J 9	at Louisville*	W	75-71
J 12	Sam Louis*	W	61-53
J 15	UAB*	W	67-59
J 19	at DePaul*	W	87-68
J 23	TCU*	W	83-72
J 26	at Saint Louis*	W	55-38
J 29	at Tulane*	W	68-66
F 2	#4 Cincinnati*	W	74-60
F 6	East Carolina*	W	70-58
F 9	at Southern Miss*	W	72-58
F 16	Louisville*	W	75-63
F 19	Charlotte*	W	66-52
F 22	at #4 Cincinnati*	L	62-63
F 26	at East Carolina*	L	46-51
M 1	DePaul*	W	72-53
M 7	vs Louisville*	W	84-76
M 8	vs Houston*	W	85-73
M 9	vs #5 Cincinnati*	L	63-77
M 14	vs Tulsa*	L	69-71

* Carra-Safeway Great Alaska Shootout (Anchorage, AK)
& Blue and Gold Coca-Cola Classic (Milwaukee, Wis.)
% U.S. Cellular Arena
* C-USA Game
* C-USA Tournament (Cincinnati, OH)
\$ NCAA Tournament (Saint Louis, MO)

2002-03 (27-6; 14-2)

Conference USA)

NCAA Final Four
C-USA Regular-Season Champions
Coach: Tom Crean
Captains: Dwyane Wade
Leading Scorer: Dwyane Wade (21.5 ppg)
Leading Rebounder: Robert Jackson (7.5 rpg)

N 15	vs Villanova	W	73-61
N 22	Coppin State	W	64-46
N 23	Texas-San Antonio	W	80-68
N 26	Eastern Illinois	W	97-74
D 2	at Notre Dame	L	71-92
D 7	Appalachian State	W	101-78
D 14	Wisconsin	W	63-54
D 21	Elon	W	89-57
D 28	Grambling	W	105-74
D 30	at East Carolina*	L	70-73
J 4	at Dayton	L	85-92(ot)
J 7	at Saint Louis*	W	60-54
J 11	South Florida*	W	96-63
J 14	at Tulane*	W	85-73
J 18	at Charlotte*	W	67-64
J 25	DePaul*	W	72-51
J 29	East Carolina*	W	80-48
F 1	at Cincinnati*	W	82-76
F 5	Saint Louis*	W	68-64
F 9	#14 Wake Forest	W	68-61
F 12	at DePaul*	W	73-60
F 15	#2 Louisville*	L	70-73
F 20	Charlotte*	W	75-67
F 22	at TCU*	W	79-68
F 27	at #11 Louisville*	W	78-73
M 1	UAB*	W	98-87
M 8	Cincinnati*	W	70-61
M 13	vs UAB*	L	76-83
M 20	vs Holy Cross*	W	72-68
M 22	vs #24 Missouri*	W	101-02(ot)
M 27	vs #4 Pittsburgh*	W	77-74
M 29	vs #1 Kentucky*	W	83-69
A 5	vs #6 Kansas*	L	61-94

@ Coaches vs. Cancer Classic (New York)
& Pepsi Blue and Gold Classic (Milwaukee)
* C-USA Game
* C-USA Tournament (Louisville, Kent.)
% NCAA Tournament (Indianapolis, Ind.)
NCAA Tournament (Minneapolis, Minn.)
\$ NCAA National Semifinals (New Orleans, La.)



2003-04

Conference USA)

NIT Quarterfinals
Coach: Tom Crean
Captains: Travis Diener, Scott Morris
Leading Scorer: Travis Diener (18.8 ppg)
Leading Rebounder: Scott Morris (7.1 rpg)

N 13	St. John's*	W	52-45
N 21	Savannah State	W	79-41
N 22	Valparaiso	W	75-70
N 24	North Michigan	W	73-60
D 1	#23 Notre Dame	W	71-58
D 5	Grambling	W	71-55
D 13	at #9 Arizona	L	75-85
D 15	Canisius	W	68-65
D 20	at #22 Wisconsin	L	59-63
D 22	Florida A&M	W	83-63
D 29	Sacred Heart	W	77-72
J 7	at Houston*	W	65-52
J 10	Saint Louis*	W	61-59
J 14	#10 Cincinnati*	L	73-85
J 16	vs Southern Miss*	L	61-83
J 20	at Charlotte*	L	76-84
J 24	DePaul*	W	70-62
J 31	at #4 Louisville*	W	77-70
F 3	TCU*	L	79-85
F 7	at DePaul*	L	78-84
F 14	Memphis*	L	71-89
F 18	at Saint Louis*	L	54-58
F 21	Tulane*	W	81-69
F 26	at South Florida*	W	70-63
F 28	at UAB*	L	69-87
M 3	East Carolina*	W	77-73
M 6	#25 Louisville*	W	81-80
M 10	vs TCU*	L	62-64
M 15	Toledo*	W	87-72
M 23	Boise State*	W	66-53
M 25	at Iowa State*	L	69-77


* Coaches vs. Cancer Classic (Madison Square Garden, NYC)
@ Pepsi Blue and Gold Classic (Milwaukee)
Resch Center (Green Bay, Wisconsin)
\$ C-USA Tournament (Cincinnati, OH)
% National Invitation Tournament




WILDCATS VS. NATIONALLY RANKED OPPONENTS

Dec. 8, 1959 at Marquette 59
 Dec. 18, 1959 at Marquette 56
 Jan. 22, 1960 Marquette 38
 Jan. 29, 1960 Marquette 61
 Feb. 5, 1960 Marquette 57
 Feb. 12, 1960 Marquette 63
 Feb. 20, 1960 #9 Minnesota 59
 Dec. 22, 1965 Marquette 72
 Feb. 5, 1966 Marquette 73
 Dec. 29, 1967 Marquette 66
 March 15, 1968 Marquette 68
 Jan. 4, 1969 #13 Louisville 62
 March 13, 1969 #20 Louisville 79
 March 15, 1969 #2 Kentucky 71
 (NCAA Tournament - Evanston, Ill.)
 Jan. 12, 1971 #8 Marquette 81
 (NCAA Tournament - Evanston, Ill.)
 Feb. 25, 1971 #1 San Francisco 65, Marquette 58
 (DePaul Invitational, Chicago, Ill.)
 March 13, 1971 Marquette 83, #6 Duquesne 59
 (DePaul Invitational - Chicago, Ill.)
 March 18, 1971 #7 Utah 89, Marquette 84
 (Sugar Bowl Invitational - New Orleans, La.)
 March 20, 1971 #19 Alabama 77, Marquette 75
 (Sugar Bowl Invitational - New Orleans, La.)
 Jan. 10, 1953 #4 Louisville 75, at Marquette 68
 at #11 Oklahoma City 63, Marquette 58
 (All-College Tournament - Oklahoma City, Okla.)
 at Marquette 81, #14 Canisius 80
 at #8 Bradley 85, Marquette 65
 at #8 Louisville 99, Marquette 79
 at Marquette 78, #15 Notre Dame 64
 at Marquette 86, #9 Xavier (Ohio) 71
 at #12 Marquette 66, #17 Louisville 62
 #7 Michigan State 74, #20 Marquette 69
 (NCAA Tournament - Evanston, Ill.)
 #2 Kentucky 98, #20 Marquette 69
 (NCAA Tournament - Evanston, Ill.)
 #20 Detroit 89, at Marquette 85
 #2 Bradley 62, at Marquette 59 (OT)
 at #14 Detroit 65, Marquette 58
 at #14 St. Bonaventure 74, Marquette 70
 at Marquette 83, #16 Wichita State 79
 at Marquette 96, #19 Illinois 87
 #6 Duke 86, at Marquette 73
 (Dixie Classic Tournament - Raleigh, N.C.)
 #4 Louisville 84, at Marquette 63
 at #3 Bradley 84, Marquette 68
 #2 St. Bonaventure 92, at Marquette 63
 at #8 Kansas State 80, Marquette 64
 #2 Loyola (Ill.) 87, at Marquette 68
 at #2 Loyola (Ill.) 92, Marquette 90 (OT)
 #3 Loyola 96, at Marquette 80
 at #7 Wichita State 100, Marquette 63
 #10 DePaul 72, at Marquette 69
 #8 Villanova 87, at Marquette 64

Dec. 8, 1964 at #6 Minnesota 78, Marquette 59
 Dec. 18, 1964 #5 UCLA 61, at Marquette 51
 (Milwaukee Classic - Milwaukee, Wis.)
 Jan. 30, 1965 at Marquette 78, #7 St. John's (N.Y.) 50
 March 6, 1965 #9 Villanova 73, at Marquette 69
 Dec. 22, 1965 at Marquette 95, #8 Wichita State 76
 Feb. 5, 1966 at #5 Loyola (Ill.) 85, Marquette 84
 Dec. 29, 1967 #2 Houston 77, Marquette 65
 (Rainbow Classic - Honolulu, Hawaii)
 March 15, 1968 #5 Kentucky 107, Marquette 89
 (NCAA Tournament - Lexington, Ky.)
 Jan. 4, 1969 at Marquette 85, #7 Detroit 71
 March 13, 1969 #14 Marquette 81, #7 Kentucky 74
 (NCAA Tournament - Madison, Wis.)
 March 15, 1969 #6 Purdue 75, #14 Marquette 73 (OT)
 (NCAA Tournament - Madison, Wis.)
 Jan. 12, 1971 at #2 Marquette 71, #9 Notre Dame 66
 Feb. 25, 1971 #2 Marquette 85, at #11 Fordham 80 (OT)
 March 13, 1971 #2 Marquette 62, #20 Miami (Ohio) 47
 (NCAA Tournament - South Bend, Ind.)
 March 18, 1971 #10 Ohio State 60, #2 Marquette 59
 (NCAA Tournament - Athens, Ga.)
 March 20, 1971 #2 Marquette 91, #8 Kentucky 74
 (NCAA Tournament - Athens, Ga.)



Tom Frazier scored 21 points and pulled down 11 rebounds in helping Marquette to a 78-56 victory over St. John's on Jan. 30, 1965.




Ralph Wilson led three-double-figure scorers with 15 points against Kansas State on Jan. 10, 1953. The Wildcats were ranked #1 in the nation, the first time Marquette faced the top-ranked team.



Dec. 11, 1971 at #2 Marquette 81, #9 Michigan 52
 Dec. 28, 1971 at #2 Marquette 74, #17 Marshall 72
 (Milwaukee Classic - Milwaukee, Wis.)
 Jan. 9, 1972 #2 Marquette 72, at #11 South Carolina 71
 March 16, 1972 #18 Kentucky 85, #7 Marquette 69
 (NCAA Tournament - Dayton, Ohio)
 March 18, 1972 #11 Minnesota 77, #7 Marquette 72
 (NCAA Tournament - Dayton, Ohio)
 Dec. 5, 1972 at #5 Marquette 56, #14 Tennessee 30
 Dec. 9, 1972 at #5 Marquette 72, #11 Memphis State 69
 Jan. 16, 1973 at #6 Minnesota 64, #7 Marquette 53
 March 3, 1973 at #4 Cal State-Long Beach 76, #5 Marquette 66
 March 15, 1973 #6 Indiana 75, #5 Marquette 69
 (NCAA Tournament - Nashville, Tenn.)
 March 17, 1973 #5 Marquette 88, #19 Ausun Peay 73
 (NCAA Tournament - Nashville, Tenn.)
 Dec. 28, 1973 at #6 Marquette 76, #12 Arizona 62
 Jan. 22, 1974 at #6 Marquette 54, #10 Cal State-Long Beach 52
 Jan. 29, 1974 at #3 Notre Dame 69, #5 Marquette 63
 March 14, 1974 #7 Marquette 69, #6 Vanderbilt 61
 (NCAA Tournament - Tuscaloosa, Ala.)
 March 16, 1974 #7 Marquette 72, #13 Michigan 70
 (NCAA Tournament - Tuscaloosa, Ala.)
 March 23, 1974 #3 Marquette 64, #6 Kansas 51
 (NCAA Tournament - Greensboro, N.C.)
 March 25, 1974 #1 North Carolina State 76, #3 Marquette 64
 (NCAA Tournament - Greensboro, N.C.)
 Dec. 21, 1974 #4 Louisville 80, at #6 Marquette 69
 Jan. 14, 1975 at #12 Marquette 69, #20 South Carolina 60
 March 8, 1975 #5 Marquette 64, at #13 Creighton 60
 March 15, 1975 #6 Kentucky 76, #5 Marquette 54
 (NCAA Tournament - Tuscaloosa, Ala.)
 Feb. 14, 1976 at #2 Marquette 68, #18 Virginia Tech 61
 Feb. 21, 1976 #2 Marquette 72, at #19 Louisville 62
 Feb. 28, 1976 #2 Marquette 81, at #6 Notre Dame 75
 March 18, 1976 #2 Marquette 62, #10 Western Michigan 57
 (NCAA Tournament - Baton Rouge, La.)
 March 20, 1976 #1 Indiana 65, #2 Marquette 56
 (NCAA Tournament - Baton Rouge, La.)
 Dec. 18, 1976 #17 Louisville 78, at #2 Marquette 75 (OT)
 Dec. 21, 1976 #20 Minnesota 66, at #6 Marquette 59
 Dec. 27, 1976 at #6 Marquette 67, #11 Clemson 49
 (Milwaukee Classic - Milwaukee, Wis.)
 Jan. 16, 1977 at #11 Marquette 78, #19 Notre Dame 69
 Feb. 6, 1977 at #12 Cincinnati 63, #6 Marquette 62
 Feb. 16, 1977 #15 Detroit 64, at #9 Marquette 63
 March 6, 1977 at #3 Michigan 69, #19 Marquette 68
 March 12, 1977 #16 Marquette 66, #11 Cincinnati 51
 (NCAA Tournament - Omaha, Neb.)
 March 19, 1977 #7 Marquette 82, #9 Wake Forest 68
 (NCAA Tournament - Oklahoma City, Okla.)
 March 26, 1977 #7 Marquette 51, #17 UNC Charlotte 49
 (NCAA Tournament - Atlanta, Ga.)
 March 28, 1977 #7 Marquette 67, #5 North Carolina 59
 (NCAA Tournament - Atlanta, Ga.)
 Dec. 22, 1977 at #8 Louisville 61, #2 Marquette 60

Jan. 15, 1978 at #4 Marquette 97, #11 Louisville 81
 Jan. 18, 1978 at #2 Marquette 80, #18 DePaul 74
 Feb. 26, 1978 at #9 Notre Dame 65, #1 Marquette 59
 March 4, 1978 #3 Marquette 80, at #6 Detroit 77
 Jan. 13, 1979 #2 Notre Dame 65, at #13 Marquette 60
 Jan. 28, 1979 at #7 Duke 69, #13 Marquette 64
 Feb. 10, 1979 #9 Marquette 71, #5 Louisville 55
 Feb. 24, 1979 at #20 DePaul 61, #9 Marquette 60
 March 15, 1979 #6 DePaul 62, #10 Marquette 56
 (NCAA Tournament - Provo, Utah)
 Jan. 12, 1980 #2 DePaul 92, at Marquette 85
 Jan. 22, 1980 at #7 Louisville 76, Marquette 63
 Feb. 10, 1980 Marquette 80, #10 Duke 77 (Madison, Wis.)
 Feb. 24, 1980 Marquette 77, at #10 Notre Dame 74
 Jan. 10, 1981 at Marquette 54, #5 Notre Dame 52
 Jan. 31, 1981 at #6 Wake Forest 83, Marquette 60
 Feb. 21, 1981 at #3 DePaul 78, Marquette 71
 Dec. 5, 1981 #6 Iowa 68, Marquette 65 (OT)
 Dec. 19, 1981 #8 Minnesota 76, at Marquette 54
 Feb. 6, 1982 #4 DePaul 67, at Marquette 66
 March 13, 1982 #5 Missouri 73, Marquette 69
 (NCAA Tournament - Tulsa, Okla.)
 Dec. 8, 1982 at #7 Iowa 87, #16 Marquette 66
 Jan. 23, 1983 Marquette 60, at #12 Missouri 59 (OT)
 Feb. 12, 1983 #11 Louisville 81, at Marquette 73




Doc Rivers' bucket with one second remaining gave Marquette a dramatic 54-52 win over No. 5 Notre Dame on Jan. 10, 1981.



Marquette 65 (OT)
 Louisville 60
 Marquette 49
 Marquette 53
 Marquette 64
 Marquette 72, Marquette 70 (OT)
 Marquette 74, at Marquette 66
 Marquette 76
 Marquette 83, Marquette 74
 Marquette 59
 Marquette 73
 Marquette 83, Marquette 78
 Marquette 74
 Durham, N.C.)
 Marquette 88
 Marquette 64, Marquette 52
 Marquette 61
 Marquette 70, Marquette 59
 Marquette 73, at #15 DePaul 65
 Marquette 62, Marquette 49
 Conference Tournament - Chicago, Ill.)
 Marquette 94, Marquette 88
 Marquette 55, #15 Marquette 53
 Marquette 66, at #20 Marquette 57
 Marquette 74, Marquette 62
 Marquette 74, #16 Illinois 85
 Marquette 71, #24 Marquette 52
 Marquette 94, #25 Marquette 80.
 Marquette 60, at #18 UAB 58
 Marquette 62, #22 Saint Louis 52
 Marquette 76, #22 Marquette 66
 Marquette 58, #17 UAB 54
 Marquette 75, #7 Kentucky 63
 Marquette 59, #21 Marquette 49
 Marquette 80, #19 Wisconsin 65
 Marquette 59, at #23 Cincinnati 52
 Marquette 78, #22 Santa Clara 49
 Marquette 91, Marquette 70
 Marquette 59, #9 Memphis 55
 Marquette 80, at #21 Louisville 79 (2OT)
 Marquette 74, #7 Cincinnati 72
 Marquette 72, at #14 Memphis 60
 (Conference USA Tournament - Memphis, Tenn.)
 Marquette 85, #21 Marquette 84 (OT)
 Marquette 67, at #4 Iowa State 64
 Marquette 91, Marquette 70
 Marquette 79, #15 Louisville 71 (OT)
 Marquette 80, at Marquette 74
 Marquette 91, #10 Cincinnati 79
 (Conference USA Tournament - St. Louis, Mo.)
 Marquette 66, #21 Cincinnati 63 (OT)
 Marquette 57, Marquette 54
 (Rainbow Classic - Honolulu, Hawaii)
 Marquette 61, at Marquette 45
 Marquette 75, Marquette 56
 Marquette 62, #4 Cincinnati 58


Jan. 8, 2000 at #3 Cincinnati 67, Marquette 48
 Jan. 12, 2000 Marquette 69, at #21 DePaul 60
 Jan. 15, 2000 at Marquette 66, #25 Louisville 64 (OT)
 Jan. 23, 2000 #1 Cincinnati 72, at Marquette 60



Aaron Hutchins
 notched 21 points
 in a 79 win over
 No. 10 Cincinnati
 on March 7, 1997.

Dec. 23, 2000 at #16 Wisconsin 52, at Marquette 47
 Jan. 13, 2001 at #9 North Carolina 84, Marquette 54
 Nov. 23, 2001 Marquette 50, vs. #20 Indiana 49
 (Great Alaska Shootout - Anchorage, AK)
 Dec. 29, 2001 at #25 Wake Forest 64, #19 Marquette 59
 Feb. 2, 2002 at Marquette 74, #4 Cincinnati 60
 Feb. 22, 2002 at #4 Cincinnati 63, #9 Marquette 62
 March 9, 2002 at #5 Cincinnati 77, #13 Marquette 63
 (C-USA Tournament - Cincinnati, Ohio)
 Feb. 9, 2003 at #15 Marquette 68, #14 Wake Forest 61
 Feb. 15, 2003 #2 Louisville 73, at #11 Marquette 70
 Feb. 27, 2003 #10 Marquette 78, at #11 Louisville 73
 March 22, 2003 #9 Marquette 101, #24 Missouri 92 (ot)
 (NCAA Tournament - Indianapolis, Ind.)
 March 27, 2003 #9 Marquette 77, #4 Pittsburgh 74
 (NCAA Tournament - Minneapolis, Minn.)
 March 29, 2003 #9 Marquette 83, #1 Kentucky 69
 (NCAA Tournament - Minneapolis, Minn.)
 Apr. 5, 2003 #6 Kansas 94, #9 Marquette 61
 (NCAA Tournament - New Orleans, La.)
 Dec. 1, 2003 #24 Marquette 71, #23 Notre Dame 58
 Dec. 13, 2003 at #9 Arizona 85, #22 Marquette 75
 Dec. 20, 2003 at #22 Wisconsin 62, #23 Marquette 58
 Jan. 14, 2004 at #10 Cincinnati 85, #21 Marquette 73
 Jan. 31, 2004 Marquette 77, #4 Louisville 70
 March 6, 2004 Marquette 81, #25 Louisville 80

Note: Rankings according to Associated Press



Dwyane Wade recorded MU's first
 triple double since 1994 when he
 totaled 29 points, 21 rebounds and
 11 assists in leading the Golden
 Eagles to an 83-69 triumph over
 No. 1 Kentucky in
 the 2003 NCAA
 Tournament.

YEAR-BY-YEAR RECORDS

Season	Overall Record (Winning Pct.)	Home	Away	Neutral
1916-17	8-3 (.827)	3-1	5-2	0-0
1917-18	4-6 (.400)	3-2	1-4	0-0
1918-19	No games			
1919-20	9-3 (.750)	5-1	4-2	0-0
1920-21	14-3 (.823)	6-1	8-2	0-0
1921-22	15-5 (.750)	1-1	14-4	0-0
1922-23	19-2 (.904)	13-0	6-2	0-0
1923-24	10-10 (.500)	9-4	1-6	0-0
1924-25	8-11 (.421)	6-6	2-5	0-0
1925-26	8-13 (.380)	5-5	3-8	0-0
1926-27	5-10 (.333)	4-5	1-5	0-0
1927-28	7-11 (.388)	5-4	2-7	0-0
1928-29	8-8 (.500)	5-3	3-5	0-0
1929-30	11-12 (.478)	8-4	3-8	0-0
1930-31	11-7 (.611)	7-5	4-2	0-0
1931-32	11-8 (.578)	7-2	4-6	0-0
1932-33	14-3 (.823)	9-2	5-1	0-0
1933-34	15-4 (.789)	12-0	3-4	0-0
1934-35	11-7 (.611)	8-3	3-4	0-0
1935-36	7-12 (.368)	5-7	2-5	0-0
1936-37	8-8 (.500)	5-3	3-5	0-0
1937-38	14-5 (.736)	7-1	7-4	0-0
1938-39	12-5 (.705)	7-0	5-5	0-0
1939-40	7-9 (.437)	5-4	2-5	0-0
1940-41	2-13 (.133)	2-5	0-8	0-0
1941-42	6-11 (.544)	5-2	1-8	0-1
1942-43	9-10 (.473)	6-4	3-6	0-0
1943-44	8-6 (.571)	4-3	4-3	0-0
1944-45	7-10 (.411)	5-4	2-6	0-0
1945-46	11-7 (.611)	9-1	2-6	0-0
1946-47	9-14 (.391)	7-6	2-8	0-0
1947-48	9-15 (.375)	7-7	2-8	0-0
1948-49	8-13 (.380)	6-5	2-8	0-0
1949-50	6-17 (.260)	6-5	0-12	0-0
1950-51	8-14 (.363)	6-5	2-9	0-0
1951-52	12-14 (.461)	6-7	3-7	3-0
1952-53	13-11 (.541)	8-3	5-8	0-0
1953-54	11-15 (.423)	8-7	3-8	0-0
1954-55	24-3 (.888)	12-1	10-1	2-1
1955-56	13-11 (.541)	10-4	2-3	1-4
1956-57	10-15 (.400)	8-4	1-9	1-2
1957-58	11-11 (.500)	7-4	3-6	1-1
1958-59	23-6 (.793)	14-0	8-4	1-2
1959-60	13-12 (.520)	10-4	3-8	0-0

Season	Overall Record (Winning Pct.)	Home	Away	Neutral
1960-61	16-11 (.592)	11-2	4-6	1-3
1961-62	15-11 (.576)	11-3	4-8	0-0
1962-63	20-9 (.689)	13-2	5-6	2-1
1963-64	5-21 (.192)	4-11	1-10	0-0
1964-65	8-18 (.307)	7-7	1-11	0-0
1965-66	14-12 (.538)	11-4	2-8	1-0
1966-67	21-9 (.700)	13-2	5-6	3-1
1967-68	23-6 (.793)	14-1	5-3	4-2
1968-69	24-5 (.827)	15-0	7-4	2-1
1969-70	26-3 (.896)	16-0	6-3	4-0
1970-71	28-1 (.965)	15-0	11-0	2-1
1971-72	25-4 (.862)	16-0	8-2	1-2
1972-73	25-4 (.862)	14-1	9-2	2-1
1973-74	26-5 (.838)	14-1	8-3	4-1
1974-75	23-4 (.851)	13-2	10-1	0-1
1975-76	27-2 (.931)	15-0	10-1	2-1
1976-77	25-7 (.781)	11-5	9-2	5-0
1977-78	24-4 (.857)	17-0	7-3	0-1
1978-79	22-7 (.758)	14-2	7-4	1-1
1979-80	18-9 (.666)	12-4	6-4	1-1
1980-81	20-11 (.645)	12-4	6-5	2-2
1981-82	23-9 (.718)	12-4	8-3	3-2
1982-83	19-10 (.633)	14-2	5-7	0-1
1983-84	17-13 (.566)	13-3	3-10	1-0
1984-85	20-11 (.645)	14-3	6-7	0-1
1985-86	19-11 (.633)	13-4	6-7	0-0
1986-87	16-13 (.551)	12-4	4-9	0-0
1987-88	10-18 (.357)	9-7	1-11	0-0
1988-89	13-15 (.464)	10-7	2-8	1-0
1989-90	15-14 (.517)	11-5	4-8	0-1
1990-91	11-18 (.379)	8-7	3-10	0-1
1991-92	16-13 (.552)	13-5	2-7	1-1
1992-93	20-8 (.714)	13-3	7-3	0-2
1993-94	24-9 (.727)	13-3	8-4	3-2
1994-95	21-12 (.636)	13-6	7-4	1-2
1995-96	23-8 (.742)	16-0	5-5	2-3
1996-97	22-9 (.710)	12-4	6-4	4-1
1997-98	20-11 (.645)	13-5	6-5	1-1
1998-99	14-15 (.483)	11-5	2-8	1-2
1999-00	15-14 (.517)	12-4	3-9	0-1
2000-01	15-14 (.517)	10-6	4-7	1-1
2001-02	26-7 (.788)	16-0	5-5	5-2
2002-03	27-6 (.818)	15-1	7-3	5-2
2003-04	19-12 (.613)	15-3	3-8	1-1

TOTALS 1309-826
(.613)

846-287 387-481 76-58
(.747) (.446) (.567)

YEAR-BY-YEAR STATISTICS (SINCE 1948-49)

Season	G	Pts.	Avg.	FG-FGA	FG%	3FG-3FGA	3FG%	FT-FTA	FT%	Reb.	Avg.	Ass.	Top	Bks.	Stls.
1948-49	21	1201	57.2	422				357-542	.659						
1949-50	23	1315	57.2	491-1691	.290			333-531	.627						
1950-51	22	1216	55.3	452-1565	.289			312-479	.651	821	37.3	192			
1951-52	26	1661	63.9	627				381-565	.674						
1952-53	24	1820	75.8	645-1673	.386			530-775	.684						
1953-54	26	1965	75.6	688-1933	.356			589-847	.695	1058	40.7				
1954-55	27	2273	84.2	791-2094	.378			691-983	.703	1396	51.7				
1955-56	24	1808	75.3	662-1742	.380			484-732	.661	1223	51.0				
1956-57	25	1797	71.9	655-1816	.361			487-742	.656	1225	49.0				
1957-58	22	1614	73.4	615-1615	.381			384-572	.671	961	43.7				
1958-59	29	2126	73.3	839-2071	.405			448-702	.638	1651	56.9				
1959-60	25	1795	71.8	719-1775	.405			357-539	.662	1109	44.4				
1960-61	27	2098	77.7	836-2045	.409			426-649	.656	1238	45.9				
1961-62	26	1933	74.3	760-1782	.426			413-640	.645	1230	47.3				
1962-63	29	2167	74.7	875-2018	.433			417-628	.664	1416	48.8				
1963-64	26	1921	73.9	795-1961	.405			331-554	.597	1264	48.6				
1964-65	26	1706	65.6	614-1716	.358			478-710	.673	1274	49.0				
1965-66	26	2084	80.2	768-1863	.412			548-782	.701	1281	49.3				
1966-67	30	2307	76.9	853-1865	.457			601-850	.707	1287	42.9				
1967-68	29	2186	75.4	812-1734	.468			562-831	.676	1246	43.0	255			
1968-69	29	2168	74.8	830-1897	.438			508-821	.619	1374	47.4	320			
1969-70	29	2251	77.6	878-1835	.478			495-850	.582	1364	47.0	341			
1970-71	29	2369	81.7	941-2001	.470			487-773	.630	1470	50.7	447			
1971-72	29	2179	75.1	848-1892	.448			483-706	.684	1312	45.2	416			
1972-73	29	2109	72.7	859-1933	.444			391-558	.701	1307	45.1	507			
1973-74	31	2193	70.7	932-2088	.446			329-469	.701	1268	40.9	481			
1974-75	27	1978	73.3	801-1734	.462			446-573	.778	1170	43.3	432			
1975-76	29	2154	74.3	908-1958	.464			338-458	.738	1138	39.2	450			
1976-77	32	2256	70.5	905-1916	.472			446-573	.778	1170	36.6	432			
1977-78	28	2054	73.4	846-1637	.517			362-490	.739	979	35.0	478			
1978-79	29	2065	71.2	840-1688	.498			385-534	.721	1068	36.8	495			
1979-80	27	2057	76.2	869-1798	.483			319-469	.680	977	36.2	427	396	70	245
1980-81	31	2321	74.9	953-1867	.510			416-581	.761	1042	33.6	525	495	114	275
1981-82	32	2236	69.9	914-1964	.465			408-623	.655	1176	36.8	530	461	140	282
1982-83	29	2010	69.3	821-1796	.457			368-539	.683	1038	35.8	470	407	114	304
1983-84	30	2018	67.3	806-1674	.481			406-612	.663	1034	34.5	487	490	127	267
1984-85	31	2056	66.3	831-1752	.474			394-593	.664	1008	32.5	473	414	122	243
1985-86	30	2188	72.9	876-1913	.458			436-617	.707	1119	37.3	497	411	113	268
1986-87	29	2113	72.9	805-1691	.476	88-234	.376	415-562	.738	1003	34.6	474	440	70	248
1987-88	28	1894	67.6	715-1565	.457	108-302	.358	355-526	.675	916	32.7	450	471	108	226
1988-89	28	2076	74.1	809-1554	.521	107-236	.453	351-538	.652	875	31.3	453	444	98	205
1989-90	29	2129	73.4	770-1626	.474	118-319	.370	471-626	.752	1011	34.9	411	400	124	158
1990-91	29	2120	73.1	776-1627	.477	172-433	.397	396-559	.708	1094	37.7	507	535	156	109
1991-92	29	2007	69.2	732-1512	.484	111-289	.384	432-636	.679	1021	35.2	474	414	120	173
1992-93	28	2067	73.8	730-1518	.481	131-328	.399	476-641	.743	1032	36.9	507	383	122	180
1993-94	33	2298	69.6	819-1818	.450	204-525	.389	456-674	.677	1312	39.8	580	433	198	164
1994-95	33	2339	70.9	796-1943	.410	246-703	.350	501-791	.633	1330	40.3	498	449	169	219
1995-96	31	2259	72.9	792-1820	.435	215-599	.359	460-644	.714	1223	39.5	461	420	166	166
1996-97	31	2109	68.0	750-1704	.440	191-564	.339	418-658	.635	1206	38.9	448	464	180	227
1997-98	31	2024	65.3	716-1746	.410	199-647	.308	393-579	.679	1214	39.2	399	482	123	211
1998-99	29	1823	62.9	631-1592	.396	188-519	.362	373-563	.663	1081	37.3	341	471	107	205
1999-00	29	1820	62.8	668-1590	.420	179-512	.350	305-472	.646	1070	36.9	360	452	44	166
2000-01	29	1902	65.6	651-1516	.429	140-409	.342	460-646	.712	989	34.1	325	396	67	144
2001-02	33	2413	73.1	871-1841	.473	173-456	.379	498-720	.692	1170	35.5	462	455	113	279
2002-03	33	2589	78.5	901-1871	.482	202-508	.398	585-759	.771	1208	36.6	533	438	117	198
2003-04	31	2207	71.2	733-1714	.428	231-574	.402	510-683	.747	1110	35.8	397	448	76	178

ALL-TIME COACHES' RECORDS

COACH	PERIOD	SEASONS	W-L	PCT.	BEST RECORD (SEASON)	POSTSEASON APPEARANCES (RECORD)
Ralph Risch	1916-17	1	8-3	.727	8-3 (1916-17)	
Jack Ryan	1917-20	2	13-9	.591	9-3 (1919-20)	
Frank Murray	1920-29	9	94-73	.563	19-2 (1922-23)	
Cord Lipe	1929-30	1	11-12	.478	11-12 (1929-30)	
Bill Chandler	1930-51	21	193-198	.494	14-3 (1932-33)	
Tex Winter	1951-53	2	25-25	.500	13-11 (1952-53)	1 (3-0)
Jack Nagle	1953-58	5	69-55	.556	24-3 (1954-55)	2 (2-2)
Eddie Hickey	1958-64	6	92-70	.568	23-6 (1958-59)	3 (3-4)
Al McGuire	1964-77	13	295-80	.787	28-1 (1970-71)	11 (27-10)
Hank Raymonds	1977-83	6	126-50	.716	24-4 (1977-78)	6 (2-6)
Rick Majerus	1983-86	3	56-35	.615	20-11 (1984-85)	3 (4-3)
Bob Dukiet	1986-89	3	39-46	.459	16-13 (1986-87)	1 (0-1)
Kevin O'Neill	1989-94	5	86-62	.581	24-9 (1993-94)	3 (2-3)
Mike Deane	1994-99	5	100-55	.645	23-8 (1995-96)	4 (7-4)
Tom Crean	1999-	5	102-53	.658	27-6 (2002-03)	4 (6-4)
TOTALS		87	1309-826	.613		38 (56-37)



Ralph Risch



Jack Ryan



Frank Murray



Cord Lipe



Bill Chandler



Tex Winter



Jack Nagle



Eddie Hickey



Al McGuire



Hank Raymonds



Rick Majerus



Bob Dukiet



Kevin O'Neill



Mike Deane



Tom Crean

MARQUETTE ALL-TIME COACHING HONORS

AL MCGUIRE




COACHING HONORS

<u>Year</u>	<u>Coach</u>	<u>Honor</u>
1955	Jack Nagle	National Jesuit College Coach of the Year
1959	Eddie Hickey	United States Basketball Writers Association Coach of the Year
1971	Al McGuire	Associated Press, United Press International, Sporting News, United States Basketball Writers Association Coach of the Year
1974	Al McGuire	National Association of Basketball Coaches Coach of the Year
1979	Hank Raymonds	Medalist Sports Education Coach of the Year
1993	Kevin O'Neill	Great Midwest Conference Co-Coach of the Year Basketball Weekly Midwest Coach of the Year National Association of Basketball Coaches District II Coach of the Year
1994	Kevin O'Neill	Finalist, Associated Press National Coach of the Year Great Midwest Conference Coach of the Year National Association of Basketball Coaches District II Co-Coach of the Year
2002	Tom Crean	Ray Meyer Conference USA Coach of the Year United States Basketball Writers Association District V Coach of the Year National Association of Basketball Coaches District II Coach of the Year
2003	Tom Crean	<i>Basketball Times</i> Mideast Coach of the Year Ray Meyer Conference USA Coach of the Year United States Basketball Writers Association District V Coach of the Year National Association of Basketball Coaches District II Coach of the Year Coach Clair Bee Award Recipient Finalist Naismith Coach of the Year

TOM CREAN



HANK RAYMONDS



MARQUETTE ALL-TIME POST-SEASON RESULTS

YEAR	TOURNAMENT/RESULTS	COACH	YEAR	TOURNAMENT/RESULTS	COACH
1952	National Catholic Tournament Champions Marquette 66, Iowa 59 Marquette 76, St. Francis (N.Y.) 57 Marquette 76, St. Francis (Pa.) 64	Tex Winter	1978	NCAA Tournament Miami (Ohio) 84, Marquette 81 (OT)	Hank Raymonds
1955	NCAA Tournament Marquette 90, Miami (Ohio) 79 (OT) Marquette 79, Kentucky 71 Iowa 86, Marquette 80	Jack Nagle	1979	NCAA Tournament Marquette 73, Pacific 48 DePaul 62, Marquette 56	Hank Raymonds
1956	National Invitation Tournament Sewan Hall 96, Marquette 78	Jack Nagle	1980	NCAA Tournament Villanova 77, Marquette 59	Hank Raymonds
1959	NCAA Tournament Marquette 89, Bowling Green 71 Michigan State 74, Marquette 69 Kentucky 98, Marquette 69	Eddie Hickey	1981	National Invitation Tournament Syracuse 88, Marquette 81	Hank Raymonds
1961	NCAA Tournament Houston 77, Marquette 66	Eddie Hickey	1982	NCAA Tournament Marquette 67, Evansville 62 Missouri 73, Marquette 69	Hank Raymonds
1963	National Invitation Tournament Marquette 84, Saint Louis 49 Providence 70, Marquette 64 Marquette 66, Villanova 58	Eddie Hickey	1983	NCAA Tournament Tennessee 57, Marquette 56	Hank Raymonds
1967	National Invitation Tournament Runners-Up Marquette 64, Tulsa 60 Marquette 81, Providence 80 (OT) Marquette 83, Marshall 78 Southern Illinois 71, Marquette 56	Al McGuire	1984	National Invitation Tournament Marquette 73, Iowa State 53 Michigan 83, Marquette 70	Rick Majerus
1968	NCAA Tournament Marquette 72, Bowling Green 71 Kentucky 107, Marquette 89 Marquette 69, East Tennessee State 57	Al McGuire	1985	National Invitation Tournament Marquette 77, Bradley 64 Marquette 56, Cincinnati 54 Indiana 94, Marquette 82 (2OT)	Rick Majerus
1969	NCAA Tournament Marquette 82, Murray State 62 Marquette 81, Kentucky 74 Purdue 75, Marquette 73 (OT)	Al McGuire	1986	National Invitation Tournament Marquette 79, Drake 59 Southwest Missouri 83, Marquette 69	Rick Majerus
1970	National Invitation Tournament Champions Marquette 62, Massachusetts 55 Marquette 83, Utah 63 Marquette 101, LSU 79 Marquette 65, St. John's (N.Y.) 53	Al McGuire	1987	National Invitation Tournament Nebraska 78, Marquette 76	Bob Dukiet
1971	NCAA Tournament Marquette 62, Miami (Ohio) 47 Ohio State 60, Marquette 59 Marquette 91, Kentucky 74	Al McGuire	1990	National Invitation Tournament Penn State 57, Marquette 54	Kevin O'Neill
1972	NCAA Tournament Marquette 73, Ohio 49 Kentucky 85, Marquette 69 Minnesota 77, Marquette 72	Al McGuire	1993	NCAA Tournament Oklahoma State 74, Marquette 62	Kevin O'Neill
1973	NCAA Tournament Marquette 77, Ohio 62 Indiana 75, Marquette 69 Marquette 88, Austin Peay 73	Al McGuire	1994	NCAA Tournament Marquette 81, Southwestern Louisiana 59 Marquette 75, Kentucky 63 Duke 59, Marquette 49	Kevin O'Neill
1974	NCAA Tournament Runners-Up Marquette 85, Ohio 59 Marquette 69, Vanderbilt 61 Marquette 72, Michigan 70 Marquette 64, Kansas 51 North Carolina State 76, Marquette 64	Al McGuire	1995	National Invitation Tournament Runners-Up Marquette 68, Auburn 61 Marquette 70, St. Bonaventure 61 Marquette 70, South Florida 61 (OT) Marquette 57, Penn State 50 Virginia Tech 65, Marquette 64 (OT)	Mike Deane
1975	NCAA Tournament Kentucky 76, Marquette 54	Al McGuire	1996	NCAA Tournament Marquette 68, Monmouth 44 Arkansas 65, Marquette 56	Mike Deane
1976	NCAA Tournament Marquette 79, Western Kentucky 60 Marquette 62, Western Michigan 57 Indiana 65, Marquette 56	Al McGuire	1997	NCAA Tournament Providence 81, Marquette 59	Mike Deane
1977	NCAA Tournament Champions Marquette 66, Cincinnati 51 Marquette 67, Kansas State 66 Marquette 82, Wake Forest 68 Marquette 51, UNC-Charlotte 49 Marquette 67, North Carolina 59	Al McGuire	1998	National Invitation Tournament Marquette 80, Creighton 68 Marquette 75, Auburn 60 (OT) Minnesota 73, Marquette 71	Mike Deane
			2000	National Invitation Tournament Xavier 67, Marquette 63	Tom Crean
			2002	NCAA Tournament Tulsa 71, Marquette 69	Tom Crean
			2003	NCAA Tournament Marquette 72, Holy Cross 68 Marquette 101, Missouri 92 (ot) Marquette 77, Pittsburgh 74 Marquette 83, Kentucky 69 Kansas 94, Marquette 61	Tom Crean
			2004	National Invitation Tournament Marquette 87, Toledo 72 Marquette 66, Boise State 53 Iowa State 77, Marquette 69	Tom Crean

ALL TIME POST-SEASON RECORDS

National Catholic Tournament	1 appearance	3-0
NCAA Tournament	23 appearances	32-24
National Invitation Tournament	14 appearances	21-13
TOTALS	38 appearances	56-37

MARQUETTE IN THE WIRE SERVICE POLLS

1955 AP 1955 UPI

San Francisco	1. San Francisco
Kentucky	2. Kentucky
LaSalle	3. LaSalle
North Carolina State	4. Utah
Iowa	5. Iowa
Duquesne	6. North Carolina State
Utah	7. Duquesne
MARQUETTE	8. Oregon State
Dayton	9. MARQUETTE
Oregon State	10. Dayton
Minnesota	11. Colorado
Alabama	12. UCLA
UCLA	13. Minnesota
George Washington	14. Tulsa
Colorado	15. George Washington
Tulsa	16. Illinois
Vanderbilt	17. Niagara
Illinois	18. Saint Louis
West Virginia	19. Holy Cross
Saint Louis	20. Cincinnati

1959 AP 1959 UPI

Kansas State	1. Kansas State
Kentucky	2. Kentucky
Mississippi State	3. Michigan State
Bradley	4. Cincinnati
Cincinnati	5. North Carolina State
North Carolina State	6. North Carolina
Michigan State	7. Mississippi State
Auburn	8. Bradley
North Carolina	9. California
West Virginia	10. Auburn
California	11. West Virginia
Saint Louis	12. Texas Christian
Seattle	13. Saint Louis
St. Joseph's	14. Utah
St. Mary's (Calif.)	15. MARQUETTE
Texas Christian	16. Tennessee Tech
Oklahoma City	17. St. John's (N.Y.)
Utah	18. Navy
St. Bonaventure (19)	19. St. Mary's (Calif.)
MARQUETTE	20. St. Joseph's

1968 AP 1968 UPI

Houston	1. Houston
UCLA	2. UCLA
St. Bonaventure	3. St. Bonaventure
North Carolina	4. North Carolina
Kentucky	5. Kentucky
New Mexico	6. Columbia
Columbia	7. New Mexico
Davidson	8. Louisville
Louisville	9. Davidson
Duke	10. MARQUETTE
	11. Duke
	12. New Mexico State
	13. Vanderbilt
	14. Kansas State
	15. Princeton
	16. Army
	17. Santa Clara
	18. Utah
	19. Bradley
	20. Iowa

1969 AP 1969 UPI

UCLA	1. UCLA
LaSalle	2. North Carolina
Santa Clara	3. Davidson
North Carolina	4. Santa Clara
Davidson	5. Kentucky
Purdue	6. LaSalle
Kentucky	7. Purdue
St. John's (N.Y.)	8. St. John's (N.Y.)
Duquesne	9. New Mexico State
Villanova	10. Duquesne
Drake	11. Drake
New Mexico State	12. Colorado
South Carolina	13. Louisville
MARQUETTE	14. MARQUETTE
Louisville	15. Villanova
Boston College (16)	16. Boston College
Notre Dame	17. Weber State
Colorado (18)	18. Wyoming
Kansas	19. Colorado State
Illinois	20. South Carolina Kansas

1970 AP 1970 UPI

Kentucky	1. Kentucky
UCLA	2. UCLA
St. Bonaventure	3. St. Bonaventure
Jacksonville	4. New Mexico State
New Mexico State	5. Jacksonville
South Carolina	6. South Carolina
Iowa	7. Iowa
MARQUETTE	8. Notre Dame
Notre Dame	9. Drake
North Carolina State	10. MARQUETTE
Florida State	11. Houston
Houston	12. Notre Dame
Pennsylvania	13. Pennsylvania
Drake	14. Florida State
Davidson	15. Villanova
Utah State (16)	16. Long Beach State
Niagara	17. Western Kentucky
Western Kentucky (18)	18. Utah State
Long Beach State (19)	19. Niagara
USC	20. Cincinnati UTEP

1971 AP 1971 UPI

UCLA	1. UCLA
MARQUETTE	2. MARQUETTE
Pennsylvania	3. Pennsylvania
Kansas	4. Kansas
USC	5. USC
South Carolina	6. South Carolina
Western Kentucky	7. Western Kentucky
Kentucky	8. Kentucky
Fordham	9. Fordham
Ohio State	10. Ohio State
Jacksonville	11. Jacksonville
Notre Dame	12. Notre Dame
North Carolina	13. North Carolina
Houston	14. Notre Dame
Duquesne	15. Long Beach State
Long Beach State	16. Drake
Tennessee	17. Villanova
Villanova	18. Duquesne
Drake (19)	19. Houston
BYU	20. Weber State

1972 AP 1972 UPI

UCLA	1. UCLA
North Carolina	2. North Carolina
Pennsylvania	3. Pennsylvania
Louisville	4. Louisville
Long Beach State	5. South Carolina
South Carolina	6. Long Beach State
MARQUETTE	7. MARQUETTE
Southwestern Louisiana	8. Southwestern Louisiana
BYU	9. BYU
Florida State	10. Florida State
Minnesota	11. Maryland
Marshall	12. Minnesota
Memphis State	13. Memphis State
Maryland	14. Kentucky
Villanova	15. Villanova
Oral Roberts	16. Kansas State
Indiana	17. UTEP
Kentucky	18. Marshall
Ohio State	19. Missouri
Virginia (20)	20. Weber State

1973 AP 1973 UPI

UCLA	1. UCLA
North Carolina State	2. North Carolina State
Long Beach State	3. Long Beach State
Providence	4. MARQUETTE
MARQUETTE	5. Providence
Indiana	6. Indiana
Southwestern Louisiana	7. Southwestern Louisiana
Maryland (8)	8. Kansas State
Kansas State	9. Minnesota
Minnesota	10. Maryland
North Carolina	11. Memphis State
Memphis State	12. North Carolina
Houston	13. Arizona State
Syracuse	14. Syracuse
Missouri	15. Kentucky
Arizona State	16. South Carolina
Kentucky	17. Missouri
Pennsylvania	18. Weber State
Austin Peay (19)	19. Houston
San Francisco	20. Pennsylvania

1974 AP 1974 UPI

North Carolina State	1. North Carolina State
UCLA	2. UCLA
MARQUETTE	3. Notre Dame
Maryland	4. Maryland
Notre Dame	5. MARQUETTE
Michigan	6. Providence
Kansas	7. Vanderbilt
Providence	8. North Carolina
Indiana	9. Indiana
Long Beach State	10. Kansas
Purdue	11. Long Beach State
North Carolina	12. Michigan
Vanderbilt	13. USC
Alabama	14. Pittsburgh
Utah	15. Louisville
Pittsburgh	16. South Carolina
USC	17. Creighton
Oral Roberts	18. New Mexico
South Carolina	19. Alabama
Dayton (20)	20. Dayton

MARQUETTE IN THE WIRE SERVICE POLLS

1975 UPI 1975 UPI

1975 AP 1.	Indiana
UCLA 2.	UCLA
Kentucky 3.	Louisville
Indiana 4.	Kentucky
Louisville 5.	Maryland
Maryland 6.	MARQUETTE
Syracuse 7.	Arizona State
North Carolina State 8.	Alabama
Arizona State 9.	North Carolina State
North Carolina 10.	North Carolina
Alabama 11.	Pennsylvania
MARQUETTE 12.	USC
Princeton 13.	Utah State
Cincinnati 14.	UNLV
Notre Dame 15.	Notre Dame
Kansas State (15) 16.	Creighton
Duke 17.	Arizona
18. Oregon State	18. New Mexico State
19. Michigan	19. Clemson
20. Pennsylvania	20. UTEP

1976 AP 1976 UPI

Kentucky 1.	Kentucky
UCLA 2.	UCLA
DePaul 3.	MARQUETTE
Michigan State 4.	New Mexico
Arkansas 5.	Michigan State
Notre Dame 6.	Arkansas
Duke 7.	DePaul
MARQUETTE 8.	Kansas
Louisville 9.	Duke
Kansas 10.	North Carolina
San Francisco 11.	Notre Dame
New Mexico 12.	Florida State
Indiana 13.	San Francisco
Utah 14.	Louisville
Florida State 15.	Indiana
North Carolina 16.	Houston
Texas 17.	Utah State
Detroit Mercy 18.	Utah
Miami (Ohio) 19.	Texas
Pennsylvania 20.	Georgetown

1976

1976 AP	CNN/USA Today
Massachusetts 1.	Kentucky
Kentucky 2.	Massachusetts
Connecticut 3.	Syracuse
Georgetown 4.	Mississippi State
Kansas 5.	Kansas
Purdue 6.	Cincinnati
Cincinnati 7.	Georgetown
Texas Tech 8.	Connecticut
Wake Forest 9.	Wake Forest
Villanova 10.	Texas Tech
Arizona 11.	Arizona
Utah 12.	Utah
Georgia Tech 13.	Georgia Tech
UCLA 14.	Louisville
Syracuse 15.	Purdue
Memphis 16.	Georgia
Iowa State 17.	Villanova
Penn State 18.	Arkansas
Mississippi State 19.	UCLA
MARQUETTE 20.	Iowa State
Iowa 21.	Virginia Tech
Virginia Tech 22.	Iowa
New Mexico 23.	MARQUETTE
Louisville 24.	North Carolina
North Carolina 25.	New Mexico

1976 AP 1976 UPI

Indiana 1.	Indiana
MARQUETTE 2.	MARQUETTE
UNLV 3.	Rutgers
Rutgers 4.	UNLV
UCLA 5.	UCLA
Alabama 6.	North Carolina
Notre Dame 7.	Alabama
North Carolina 8.	Notre Dame
Michigan 9.	Michigan
Western Michigan 10.	Washington
Maryland 11.	Missouri
Cincinnati 12.	Arizona
Tennessee 13.	Maryland
Missouri 14.	Tennessee
Arizona 15.	Virginia
Texas Tech 16.	Cincinnati
DePaul (17)	17. Florida State
Virginia 18.	St. John's (N.Y.)
Centenary 19.	Western Michigan
Pepperdine (20)	Princeton

1977 AP 1977 UPI

Michigan 1.	Michigan
UCLA 2.	San Francisco
Kentucky 3.	North Carolina
UNLV 4.	UCLA
North Carolina 5.	Kentucky
Syracuse 6.	UNLV
MARQUETTE 7.	Arkansas
San Francisco 8.	Tennessee
Wake Forest 9.	Syracuse
Notre Dame 10.	Utah
Alabama 11.	Kansas State
Detroit Mercy 12.	Cincinnati
Minnesota 13.	Louisville
Utah 14.	MARQUETTE
Tennessee 15.	Providence
Kansas State 16.	Indiana State
UNC-Charlotte 17.	Minnesota
Arkansas 18.	Alabama
Louisville 19.	Detroit Mercy
Virginia Military 20.	Purdue

1977 AP CNN/USA Today

North Carolina 1.	Arkansas
Arkansas 2.	Duke
Purdue 3.	Arizona
Connecticut 4.	Florida
Missouri 5.	Purdue
Duke 6.	Missouri
Kentucky 7.	Connecticut
Massachusetts 8.	Michigan
Arizona 9.	North Carolina
Louisville 10.	Louisville
Michigan 11.	Boston College
Temple 12.	Kansas
Kansas 13.	Kentucky
Florida 14.	Syracuse
Syracuse 15.	Massachusetts
California 16.	Indiana
UCLA 17.	MARQUETTE
Indiana 18.	Temple
Oklahoma State 19.	Tulsa
Texas 20.	Maryland
MARQUETTE 21.	Oklahoma State
Nebraska 22.	UCLA
Minnesota 23.	Minnesota
Saint Louis 24.	Texas
Cincinnati 25.	Pennsylvania

2002

2002 AP USA Today/ESPN

Duke 1.	Maryland
Kansas 2.	Kansas
Oklahoma 3.	Indiana
Maryland 4.	Oklahoma
Cincinnati 5.	Duke
Gonzaga 6.	Connecticut
Arizona 7/6.	Oregon
Alabama 8.	Cincinnati
Pittsburgh 9.	Pittsburgh
Connecticut 10.	Arizona
Oregon 11.	Illinois
MARQUETTE 12.	Kent State
Illinois 13.	Kentucky
Ohio State 14.	Alabama
Florida 15.	Missouri
Kentucky 16.	Gonzaga
Mississippi State 17.	Ohio State
USC 18.	MARQUETTE
Western Kentucky 19/18.	Texas
Oklahoma State 20.	UCLA
Miami (Fla.) 21.	Mississippi State
Xavier 22.	Southern Illinois
Georgia 23.	Florida
Stanford 24.	Xavier
Hawaii 25.	North Carolina State

2003 USA Today/ESPN


Kentucky 1.	Syracuse
Arizona 2.	Kansas
Oklahoma 3.	Texas
Pittsburgh 4.	Kentucky
Texas 5.	Arizona
Kansas 6.	MARQUETTE
Duke 7.	Oklahoma
Wake Forest 8.	Pittsburgh
MARQUETTE 9.	Duke
Florida 10.	Maryland
Illinois 11.	Connecticut
Xavier 12.	Wake Forest
Syracuse 13.	Illinois
Louisville 14/13.	Wisconsin
Creighton 15.	Notre Dame
Dayton 16.	Florida
Maryland 17.	Xavier
Stanford 18.	Michigan State
Memphis 19.	Louisville
Mississippi State 20.	Stanford
Wisconsin 21.	Butler
Notre Dame 22.	Missouri
Connecticut 23.	Creighton
Missouri 24.	Oklahoma State
Georgia 25.	Dayton

MARQUETTE RETIRED NUMBERS


Marquette has honored six outstanding players by retiring their jersey numbers, the highest honor a player can receive from the university. Glenn "Doc" Rivers is the latest Marquette great to receive this honor. His jersey number (#31) was retired on February 14, 2004.

The university also retired the number 11, in honor of the Apollo 11 crew, and the number 38, in honor of the 38 years the late Robert Weingart served as Marquette's athletic trainer.


On November 21, 1997, the number 77 was retired in honor of legendary head coach Al McGuire, who led the 1977 team to the NCAA Championship.



31 Bo Ellis



14 Dean Meminger




15 Butch Lee




24 George Thompson



31 Glenn "Doc" Rivers



38 Bob Weingart



44 Don Kojis



77 Al McGuire

MARQUETTE'S CHAMPIONSHIP HISTORY

1952 NATIONAL CATHOLIC TOURNAMENT CHAMPIONS



First row (left to right): Manager Erwin, Cliff DeCeault, Ralph Wilson, Bob Van Vooren, Erich Siverling, Doug Gill, Glenn Sievers, Bob Walczak. Second row: Head coach Tex Winter, Syl Bado, Charles Dunn, Dick Schwab, John Jansky, Ray Kotz, John Powers, Gene Schramka, Assistant coach Jack Nagle. Third row: Don Marek, Pete Basarich, Russ Wittberger, Rube Schulz, Grant Wittberger, Dale Sevcik, John Puk, Gerald O'Brien.

1967 NATIONAL INVITATIONAL TOURNAMENT RUNNERS-UP



First row (left to right): Manager Bob Nekliewicz, Paul Carbins, Brian Brunkhorst, Bob Wolf, Jim Burke, Mike Curran, Brad Luchini, Manager Goran Raspudic. Second row: Head coach Al McGuire, Jim Langenkamp, Jim Ghermak, George Thompson, Blanton Simmons, Dan Anderson, Assistant coach Hank Raymonds. Third row: Jim Bailey, Jim Goodin, Gene Smith, Athletic trainer Bob Weingart.

MARQUETTE'S CHAMPIONSHIP HISTORY

1970 NATIONAL INVITATIONAL TOURNAMENT CHAMPIONS



First row (let to right): Bob Black, Gary Grzesk, Jackie Burke. Second row: Ron Rahn, Jeff Sewell, Joe Thomas, Dean Meminger, Bob Piercy, Ric Cobb. Third row: Athletic trainer Bob Weingart, Assistant coach Hank Raymonds, Manager Goran Raspudic, Terry McQuade, Guy Lam, Mike Mills, Gary Brell, Hugh McMahon, Manager Joe Kozar, Head coach Al McGuire

FROM HEAD COACH AL MCGUIRE:

"I thought we had won the game in the first half, but you have to give Lou (Carnesecca) credit. He keeps coming at you."

On the 1967 NIT championship loss to Southern Illinois: "The only time I thought of that game was at the start of the second half. I was afraid if St. John's scored first, that might be it."

(On Dean Meminger) "There is one way I say you can tell a pro in this game. When they put combination defenses on him - a triangle and two or something like that - he passes off. Unless the All-American passes off, his team is going to get beat."

"It's been a hard week. You get locked up with 12 boys for eight days and you get on each other's nerves. But I was very pleased to meet St. John's in the final and beat them. And frankly, I don't care what other people think about us being here."

"I was real pleased with my seniors. They were fortunate enough to go out champions and they won it themselves."

"Our balance helped a lot. We had four different high scorers in four games and Ric Cobb played a fine tournament. I thought it was a toss-up between him and Dean Meminger for the Most Valuable Player award. Ric has that certain type of thing in pressure situations. I guess it's a tremendous confidence in himself."

"Because of our aggressive defense, it's very difficult to play four games in a week. We played our defense though, and we didn't let everybody shoot right away. I think that was one of the hidden things that won the tournament. We ran Pete Maravich (of LSU) into the ground. We pressured him on offense and kept running on defense."

FROM ST. JOHN'S COACH LOU CARNESECCA:

(On Marquette) "The best defensive club I have ever played against. They're marvelous. I hate to lose, but my kids didn't quit. Their whole team deserved the MVP award."

FROM MARQUETTE PLAYER RIC COBB:

"All the time in practice, you hear that voice screaming at you 'get up, get up, play defense, play defense.' You'll do anything to silence that voice."
"I just wanted to win it. I was coming back home and I wanted to win it for the people of New York."

ALL-TOURNAMENT TEAM

First team: Dean Meminger (Marquette); Danny Hester (LSU); Pete Maravich (LSU); Jim Oxley (Army); Mike Gsovai (Army).

Second team: Joe DePre (St. John's); Joe Thomas (Marquette); Ric Cobb (Marquette); Garfield Heard (Oklahoma); Rich Yunkas (Georgia Tech).

Most Valuable Player: Dean Meminger

MARQUETTE 65, ST. JOHN'S (N.Y.) 53 • MARCH 21, 1970 MADISON SQUARE GARDEN • NEW YORK, N.Y.

St. John's	FG-FGA	FT-FTA	Reb	PF	A	TP
Ralph Abraham	1-6	2-4	10	3	0	4
Joe DePre	0-2	5-5	4	5	1	5
Billy Paulcz	7-19	1-2	17	5	2	15
Jim Smyth	3-10	0-1	1	3	2	6
Richie Lyons	1-4	1-3	0	3	0	3
John DeVasto	3-3	2-2	0	3	4	8
Greg Cluets	2-4	4-5	4	3	1	8
Richie Gilkes	1-4	2-2	4	0	0	4
John Phillips	0-1	0-0	0	0	0	0
TOTALS	18-53	17-24	40	25	10	53
Marquette	FG-FGA	FT-FTA	Reb	PF	A	TP
Gary Brell	4-4	1-1	2	5	1	9
Joe Thomas	3-5	5-7	7	4	1	11
Ric Cobb	3-5	1-6	9	1	2	7
Jeff Sewell	8-16	6-7	3	4	4	22
Dean Meminger	4-14	8-13	3	1	4	16
Hugh McMahon	0-0	0-0	1	4	1	0
Jack Burke	0-0	0-0	0	1	0	0
Guy Lam	0-0	0-1	1	0	0	0
TOTALS	22-44	21-35	26	20	13	65

HALFTIME: MARQUETTE 35, ST. JOHN'S 25
ATTENDANCE: 19,500

The National Collegiate Athletic Association asked Marquette to dance Tuesday but the invitation was to the wrong ballroom and the Warriors, their feelings wounded, decided they would do their stopping with another partner at Madison Square Garden. Marquette, expecting a bid in the NCAA Midwest Regional basketball tournament in Dayton, Ohio, was asked instead to leave its home area and play in the Midwest Regional at Fort Worth, Texas. After five hours and 40 minutes of deliberation, Marquette's athletic board advised the NCAA to find some other independent school to fill the open berth in the Midwest and announced it would accept a bid to the National Invitational Tournament in New York. *Milwaukee Journal*

MARQUETTE'S CHAMPIONSHIP HISTORY

1974 NCAA RUNNERS-UP



First row (left to right): Assistant coach Hank Raymonds, Head coach Al McGuire, Assistant coach Rick Majerus. Second row: Manager Kevin Gleason, Dave Delsman, Lloyd Walton, Randy Buchmann, Paul Vollmer, Bill Neary, Greg Johnson, John Bryant, Bo Ellis, Craig Butrym, Maurice Lucas, Jerry Homan, Earl Tatum, Ed Daniels, Rick Campbell, Marcus Washington, Barry Brennan, Manager Bob Hyndman.

FROM MARQUETTE HEAD COACH AL MCGUIRE:

(On two technical fouls) "I would say that I lost the game there. I would say that I gave them two five-point plays and that was it. I had a bad day."

"There's no complaint with the way we played. We played just about as well as we could, but I didn't have a good coaching game."

"Officials never win or lose a game for anyone. North Carolina State is a better ball club than Marquette University."

"I think North Carolina State is a super ball club. We gave them an alley fight for a while. But they have no weak spots, plus that little guy can really run the show. They've got an aircraft carrier in (Tom) Burleson a battleship in (David) Thompson and destroyers all over the place."

FROM MARQUETTE PLAYER MARCUS WASHINGTON:

"This night, in this tournament, North Carolina State was the best. I think we could have played better, but they are the best."

"We stopped playing defense. I don't think we pressed as well as we should have. We weren't playing well right off the bat. I think we were a little tight. This is all new to us."

FROM MARQUETTE PLAYER BO ELLIS:

"We'll be back. Not here, but somewhere else in a championship game. This was the wrong place and the wrong time, but we'll be back."

FROM MARQUETTE PLAYER MAURICE LUCAS:

"The technicals? We never got back on our feet after that. That first one was five points. That got them back in the game and gave them their momentum. Mad at him? How can I be mad at him? He's the coach, and he's the coach of the year. They are a good ball club, you know. They've only lost once in the last two years."

ALL-TOURNAMENT TEAM

David Thompson (North Carolina State); Tom Burleson (North Carolina State); Monte Towe (North Carolina State); Maurice Lucas (Marquette); Bill Walton (UCLA).
Outstanding Player: David Thompson

NORTH CAROLINA STATE 76, MARQUETTE 64 • MARCH 25, 1974 GREENSBORO COLISEUM • GREENSBORO, N.C.

Marquette	FG-FGA	FT-FTA	Reb	PF	A	B	S	Min	TP
Bo Ellis	6-16	0-0	11	5	1	0	3	39	12
Earl Tatum	2-7	0-0	3	4	1	1	0	20	4
Maurice Lucas	7-13	7-9	13	4	0	1	0	40	21
Lloyd Walton	4-10	0-0	2	2	2	0	0	24	8
Marcus Washington	3-13	5-8	4	3	0	0	5	35.5	11
Dave Delsman	0-0	0-0	0	2	0	0	0	5	0
Ed Daniels	1-3	1-2	0	3	2	0	0	17.5	3
Rick Campbell	2-3	0-0	1	3	0	0	1	12	4
Jerry Homan	0-4	1-2	6	2	1	1	0	6	1
Barry Brennan	0-0	0-0	0	1	0	0	0	1	0
TOTALS	25-69	14-21	43	29	7	3	9	200	64

North Carolina State	FG-FGA	FT-FTA	Reb	PF	A	B	S	Min	TP
Tim Stoddard	3-4	2-2	7	5	2	0	3	25.5	8
David Thompson	7-12	7-8	7	3	2	1	3	40	21
Tom Burleson	6-9	2-6	11	4	0	7	1	36	14
Morris Rivers	4-9	6-9	2	2	5	0	3	40	14
Monte Towe	5-10	6-7	3	1	2	0	1	37.5	16
Phil Spence	1-2	1-2	3	2	3	0	1	18.5	3
Mark Moeller	0-0	0-0	0	0	0	0	0	2.5	0
TOTALS	26-46	24-34	34	17	14	8	12	200	76

HALFTIME: NORTH CAROLINA STATE 39, MARQUETTE 30.
TURNOVERS: NORTH CAROLINA STATE 23, MARQUETTE 18.
TECHNICAL FOULS: COACH MCGUIRE - 2.
OFFICIALS: JIM HOWELL, IRV BROWN.
ATTENDANCE: 15,742

MARQUETTE'S CHAMPIONSHIP HISTORY

1977 NCAA CHAMPIONS



(left to right): Jim Boylan, Bill Neary, Ulice Payne, Butch Lee, Jim Dudley, Gary Rosenberger, Bernard Toone, Jerome Whitehead, Craig Butrym, Robert Byrd, Bo Ellis.

From Marquette Head Coach Al McGuire:

(immediately following game) "I think they fell apart in the second half. We hung in there." (How do you feel?) "Emotionally drained. I'm pleased for the guys. It doesn't seem real. Ya know, you think about something like this, but... I've always been an alley fighter. I don't usually get into the silk lace situations. It seems like it is preordained, but I don't like to use the words of TV announcers, the clichés."

(in the interview room) "We put in the four corners just yesterday in the hour allotted us for or practice. We figured to run it and look for the good shot, keeping the big men underneath. For a while, both teams were playing a chess game."

"I was not emotional until a five-second count triggered me. I trigger easily. As a coach, you have to be constantly alert. Right now, I feel washed out."

"Once the avalanche came and we were tied, I tried to stop the avalanche by delays and I called timeouts. Usually we try to do it by contact lens timeouts or something like that. You have to stop the momentum no matter what."

"At the end of the game, I sat there and thought of all the locker rooms, the dirty jokes, the PALS, and the other things that a New Yorker street fighter knows when growing up."

From Marquette Player Bo Ellis:

(On McGuire's last game) "It's a super way to go, for him and for us. I'm glad for him, I'm glad for me, I'm glad for the team, I'm glad for the people of Milwaukee and even for those who said we wouldn't get this far."

From Marquette Player Butch Lee:

(On what it is like playing for McGuire) "It's not bad for the older guys. They know what to expect. For the freshmen, it gets rough. You have to get some good ear plugs."

From North Carolina Head Coach Dean Smith:

"We went into the four corners to get them out of a zone. That's a great zone with 6-9 players - Bo Ellis, Bernard Toone and Jerome Whitehead - in there. (Bruce) Buckley went in for a layup and either Bo or Whitehead blocked it. Then they went into their delay game. They hit all of their free throws down the stretch. Of course, that is what we did to get here."

From North Carolina Player Phil Ford:

"I don't want anybody to quote me as saying that my elbow affected my play out there or cost us the game. But, I feel that I have been useless to the team for the last two games. Anytime that you play for the national championship, that should give you enough to win."

From North Carolina Player Mike O'Koren:

"I knew that we were going to come back, but I didn't expect it to be that quick. And I knew that once we got the lead, we would go into the four corners and get them to chase us. But Marquette played the four corners smart. They laid back and didn't foul us."

All-Tournament Team

Mike O'Koren (North Carolina); Butch Lee (Marquette); Cedric Maxwell (UNC Charlotte); Bo Ellis (Marquette); Jerome Whitehead (Marquette); Walter Davis (North Carolina).
Outstanding Player: Butch Lee

MARQUETTE 67, NORTH CAROLINA 59 • MARCH 28, 1977 THE OMNI • ATLANTA, GA.

North Carolina	FG-FGA	FT-FTA	Reb	PF	A	B	S	Min	TP
Walter Davis	6-13	8-10	8	4	3	0	2	33	20
Mike O'Koren	6-10	2-4	11	5	0	1	1	30.5	14
Rich Yonakor	3-5	0-0	4	0	1	0	1	25.5	6
Phil Ford	3-10	0-0	2	3	5	0	0	38	6
John Kuester	2-6	1-2	0	5	6	0	0	31	5
Steve Kraficis	1-1	0-0	0	0	0	0	0	10	2
Tom Zallagins	2-3	0-0	0	3	0	0	1	10	4
Dudley Bradley	1-1	0-0	0	2	0	0	0	5.5	2
Bruce Buckley	0-1	0-0	0	1	0	0	0	10.5	0
Jeff Wolf	0-1	0-0	1	0	0	0	0	3	0
Dave Colescott	0-0	0-0	0	0	0	0	0	1.5	0
Woody Coley	0-0	0-0	0	0	0	0	0	0.5	0
Ged Doughton	0-0	0-0	0	0	0	0	0	0.5	0
John Virgil	0-0	0-0	0	1	0	0	0	0.5	0
TOTALS	24-51	11-16	28	24	15	1	5	200	59

Marquette	FG-FGA	FT-FTA	Reb	PF	A	B	S	Min	TP
Bo Ellis	5-9	4-5	9	4	3	1	1	39.5	14
Bill Neary	0-2	0-0	0	1	0	0	0	11.5	0
Jerome Whitehead	2-8	4-4	11	2	2	2	0	38.5	8
Butch Lee	6-14	7-7	3	1	2	0	3	40	19
Jim Boylan	5-7	4-4	4	3	0	0	1	33	14
Gary Rosenberger	1-1	4-4	1	1	1	0	0	8.5	6
Bernard Toone	3-6	0-1	0	1	0	0	0	29	6
TOTALS	22-47	23-25	29	13	8	3	5	200	67

HALFTIME: MARQUETTE 39, NORTH CAROLINA 27 • TURNOVERS: NORTH CAROLINA 14, MARQUETTE 11 • TECHNICAL FOULS: TOONE • 1 • OFFICIALS: PAUL GALVAN, REGGIE COPELAND • ATTENDANCE: 16,086.

MARQUETTE'S CHAMPIONSHIP HISTORY

1993-94 GREAT MIDWEST CONFERENCE REGULAR-SEASON CHAMPIONS



Front Row (left to right): Roney Eford, Carl Hren, Shane Littles, Anthony Pieper, Tony Miller, Joel Pogodzinski, William Gates, Robb Legterman, Faisal Abraham. Second row (left to right): Manager Jordan Wells, Special assistant Mark Anglavar, Assistant coach Bo Ellis, Abel Joseph, Chris Crawford, Amal McCaskill, Head coach Kevin O'Neill, Jim McIlvaine, Damon Key, Dwaine Streater, Assistant coach Craig McMillan, Head trainer David Leigh, Team chaplain Rev. William Kelly, S.J., Assistant coach Don Theiss.

1995 NATIONAL INVITATION TOURNAMENT RUNNERS-UP



First row (left to right): Manager Patrick Sturm, Manager Jon Hoff, Manager Jim Mews, Manager Peter Ranola. Second row: Roney Eford, Anthony Pieper, William Gates, Aaron Hutchins, Tony Miller, Mark Harris, Zack McCall, Shane Littles, Wade Harbin. Third row: Administrative assistant Darrin Kibel, Assistant coach Mike Rice, Faisal Abraham, Dwaine Streater, Abel Joseph, Richard Shaw, Head coach Mike Deane, Amal McCaskill, Chris Crawford, Assistant coach Bo Ellis, Trainer Dave Leigh, Assistant coach Dan Theiss.

MARQUETTE'S CHAMPIONSHIP HISTORY

1996-97 CONFERENCE USA TOURNAMENT CHAMPIONS



First row (left to right): Manager Jim Mews, Manager Mike McMahon, Manager Chris Roche, Manager Pat Sturm Second row (left to right): John Polonowski, John Cliff, Bart Miller, Marcus West, Anthony Pieper, Aaron Hutchins, Alton Mason, Mike Borgen, Zack McCall. Third row (left to right): Administrative assistant Sean Rivers, Assistant coach Mike Rice, Assistant coach Bo Ellis, Faisal Abraham, Abel Joseph, Richard Shaw, Head coach Mike Deane, Jarrod Lovette, Chris Crawford, Trainer David Leigh, Assistant athletic director Tom Ford, Assistant coach Dan Theiss, Team chaplain Rev. William Kelly, S.J.

ALL-TIME POSTSEASON APPEARANCES

	Total Appearances	NCAA Tournament	NIT
1. St. John's	54	27	27
2. Kentucky	53	46	7
3. Louisville	44	31	13
4. Villanova	42	25	17
5. North Carolina	41	36	5
6. UCLA	40	38	2
7. Temple	40	25	15
8. Syracuse	39	29	10
9. MARQUETTE	37	23	14
10. DePaul	36	22	14
Utah	36	25	11
12. Notre Dame	35	27	8
Kansas	35	33	2
14. Indiana	34	32	2

MARQUETTE'S CHAMPIONSHIP HISTORY

2002-03 C-USA REGULAR-SEASON CHAMPIONS
NCAA FINAL FOUR



Front row (left to right): Assistant coach Jeff Strohm, Jared Sichting, Karon Bradley, Travis Diener, Head coach Tom Crean, Dwyane Wade, Joe Chapman, Assistant coach Darrin Horn, Assistant coach Dwayne Stephens. Back row: Student manager Dean Manglona, Head athletic trainer Steve Condon, Special assistant Trey Schwab, Andy Freund, Terry Sanders, Scott Merritt, Chris Grimm, Robert Jackson, Steve Novak, Todd Townsend, Head strength and conditioning coach Scott Halsopple, Head student manager Dan Idstein, Father William Kelly.

NCAA TOURNAMENT RECORDS-MARQUETTE


TEAM

Points	
101 vs. Missouri (OT)	2003
Field Goals Made	
10 vs. Ohio	1974
Field Goals Attempted	
39 vs. Austin Peay	1973
Field Goal Percentage	
38.1% (25-43) vs. Miami (Ohio)	1971
Three-Point Field Goals Made	
12 vs. Missouri	2003
Three-Point Field Goals Attempted	
10 vs. Arkansas	1996
Three-Point Field Goal Percentage	
36.7% (12-18) vs. Missouri	2003
Free Throws Made	
11 vs. Iowa	1955
Free Throws Attempted	
14 vs. Iowa	1955
Free Throw Percentage	
35.0% (19-20) vs. Missouri	2003
Rebounds	
18 vs. Michigan State	1959
18 vs. Bowling Green	1959
Assists	
11 vs. Kentucky	2003

INDIVIDUAL

Points	
37 Terry Rand vs. Miami (Ohio)	1955
Field Goals Made	
16 Terry Rand vs. Miami (Ohio)	1955
Field Goals Attempted	
24 Allie McGuire vs. Austin Peay	1973
24 Marcus Washington vs. Minnesota	1972
24 Marcus Washington vs. Kentucky	1972
Three-Point Field Goals Made	
5 Steve Novak vs. Kentucky	2003
5 Travis Diener vs. Missouri	2003
5 Travis Diener vs. Holy Cross	2003
Three-Point Field Goals Attempted	
14 Anthony Pieper vs. Arkansas	1996
Free Throws Made	
14 Dean Meminger vs. Kentucky	1971
Free Throws Attempted	
18 Rube Schulz vs. Iowa	1955
Rebounds	
21 Don Kojis vs. Michigan State	1959
Assists	
11 Dwyane Wade vs. Kentucky	2003
Blocked Shots	
5 Bo Ellis vs. Kentucky	1975
Steals	
5 Marcus Washington vs. North Carolina State	1974

Bo Ellis rejected five shots against Kentucky in the first round of the 1975 NCAA Tournament.



Travis Diener's five three-point field goals in 2003 NCAA Tournament games against Missouri and Holy Cross are a school record.



Jerome Whitehead earned a spot on the 1977 NCAA Final Four All-Tournament Team.



Steve Novak was selected to the 2003 NCAA Midwest Regional All-Tournament Team.



NCAA TOURNAMENT RECORDS-OPPONENTS

TEAM

Points	
107 Kentucky	1968
Field Goals Made	
43 Kentucky	1968
43 Kentucky	1959
Field Goals Attempted	
90 Bowling Green	1959
Field Goal Percentage	
62.1% (23-37) Missouri	1982
Three-Point Field Goals Made	
15 Missouri	2003
Three-Point Field Goals Attempted	
38 Kentucky	1994
Three-Point Field Goal Percentage	
45.0% (9-20) Providence	1997
Free Throws Made	
29 Villanova	1980
29 Kentucky	1972
Free Throws Attempted	
41 Iowa	1955
Free Throw Percentage	
95.4% (21-22) Vanderbilt	1974
Rebounds	
54 Arkansas	1996
Assists	
22 Kansas	2003
Blocked Shots	
8 Duke	1994
8 North Carolina State	1974
Steals	
16 Kentucky	1994


INDIVIDUAL

Points	
39 Austin Croshere (Providence) 1997	
Field Goals Made	
14 Dan Issel (Kentucky)	1968
Field Goals Attempted	
25 Brad Leaf (Evansville)	1982
25 Clyde Turner (Minnesota)	1972
Three-Point Field Goals Made	
9 Rickey Paulding (Missouri)	2003
Three-Point Field Goals Attempted	
15 Rickey Paulding (Missouri)	2003
Free Throws Made	
15 Austin Croshere (Providence) 1997	
Free Throws Attempted	
15 Austin Croshere (Providence) 1997	
Rebounds	
22 Jim Brewer (Minnesota)	1972
Assists	
11 Brandin Knight (Pittsburgh)	2003
11 Jave Meade (Holy Cross)	2003
Blocked Shots	
7 Tom Burleson (North Carolina State)	1974
Steals	
4 Tony Delk (Kentucky)	1994
4 Rodrick Rhodes (Kentucky)	1994

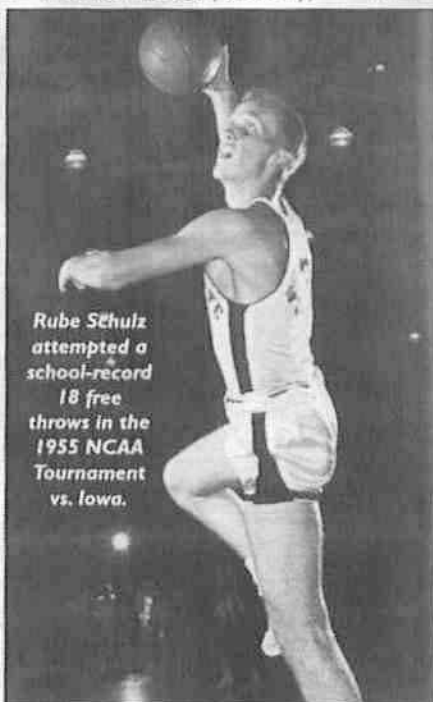


Maurice Lucas was named to the 1974 NCAA Final Four All-Tournament Team. He is shown here shooting over Tim Stoddard in the NCAA Championship game.

Terry Rand scored a record 37 points against Miami (Ohio) in the 1955 NCAA Tournament.



Rube Scholz attempted a school-record 18 free throws in the 1955 NCAA Tournament vs. Iowa.



NIT TOURNAMENT RECORDS-MARQUETTE

Dick Nixon attempted 28 field goals against Providence in the second round of the 1963 NIT. That is the longest-standing NIT record by a Marquette player.

TEAM

Points

101 vs. LSU 1970

Field Goals Made

37 vs. Indiana 1985

37 vs. LSU 1970

Field Goals Attempted

74 vs. Indiana 1985

74 vs. Providence 1963

Field Goal Percentage

60.4% (29-48) vs. Nebraska 1987

Three-Point Field Goals Made

15 vs. Penn State 1995

Three-Point Field Goals Attempted

27 vs. Iowa State (OT) 2004

Three-Point Field Goal Percentage

68.2% (15-22) vs. Penn State 1995

Free Throws Made

27 vs. LSU 1970

Free Throws Attempted

47 vs. LSU 1970

Free Throw Percentage

90.9% (10-11) vs. Toledo 2004

Rebounds

51 vs. Villanova 1963

51 vs. Providence 1963

Assists

24 vs. Toledo 2004

Blocked Shots

5 vs. Iowa State 2004

5 vs. Creighton 1998

Steals

16 vs. Drake 1986

INDIVIDUAL

Points

32 Anthony Pieper vs. Penn State 1995

Field Goals Made

12 George Thompson vs. Marshall 1967

Field Goals Attempted

28 Dick Nixon vs. Providence 1963

Three-Point Field Goals Made

7 Anthony Pieper vs. Penn State 1995

Three-Point Field Goals Attempted

9 Steve Novak vs. Toledo 2004

9 Anthony Pieper vs. Penn State 1995

Free Throws Made

10 Anthony Pieper vs. St. Bonaventure 1995

10 Joe Thomas vs. LSU 1970

10 Dean Meminger vs. Utah 1970

10 Brian Brunkhorst vs. Marshall 1967

10 Bob Wolf vs. Providence 1967

Free Throws Attempted

16 Anthony Pieper vs. St. Bonaventure 1995

Rebounds

15 Amal McCaskill vs. Virginia Tech (OT) 1995

15 Ric Cobb vs. Massachusetts 1970

Assists

12 Travis Diener vs. Toledo 2004

12 Tony Miller vs. South Florida (OT) 1995

Blocked Shots

3 Amal McCaskill vs. Penn State 1995

3 Amal McCaskill vs. South Florida (OT) 1995

3 Amal McCaskill vs. Auburn 1995

Steals

6 Tony Miller vs. Penn State 1995

6 Michael Wilson vs. Syracuse 1981

Michael Wilson shares the Marquette individual record for most steals in a NIT game with six vs. Syracuse in 1981.

Dean Meminger was the MVP of the 1970 NIT. He scored 16 points in Marquette's win over St. John's (N.Y.) in the NIT title game. Meminger is shown here with the NIT MVP trophy.

NIT TOURNAMENT RECORDS-OPPONENTS

TEAM

Points

96 Seton Hall 1956

Field Goals Made

32 Indiana 1985

32 Providence 1967

Field Goals Attempted

82 Marshall 1967

82 Providence 1963

Field Goal Percentage

62.5% (30-48) Syracuse 1981

Three-Point Field Goals Made

11 Penn State 1995

Three-Point Field Goals Attempted

25 Toledo 2004

Three-Point Field Goal Percentage

60.0% (3-5) Virginia Tech (OT) 1995

Free Throws Made

30 Indiana 1985

Free Throws Attempted

45 Indiana 1985

Free Throw Percentage

84.2% (16-19) Tulsa 1967

Rebounds

56 Providence 1963

Assists

24 Indiana 1985

Blocked Shots

6 Minnesota 1998

Steals

13 Syracuse 1981

INDIVIDUAL

Points

36 James Walker (Providence) 1967

Field Goals Made

12 James Walker (Providence) 1967

12 Ray Flynn (Providence) 1963

Field Goals Attempted

30 James Walker (Providence) 1963

Three-Point Field Goals Made

5 Dan Earl (Penn State) 1995

Three-Point Field Goals Attempted

11 Chuckie Atkins (South Florida) (OT) 1995

11 Lance Weems (Auburn) 1995

Free Throws Made

12 Pete Maravich (LSU) 1970

12 James Walker (Providence) 1967

Free Throws Attempted

16 Tony Ervin (Syracuse) 1981

16 Pete Maravich (LSU) 1970

Rebounds

17 Bill Paultz (St. John's, N.Y.) 1970

Assists

14 Stew Robinson (Indiana) 1985

Blocked Shots

4 Mamadou N'diaye (Auburn) (OT) 1998

4 Ed Fogell (Penn State) 1990

Steals

4 Jermaine Blackburn (Boise State) 2004

4 Shawn Good (Virginia Tech) (OT) 1995

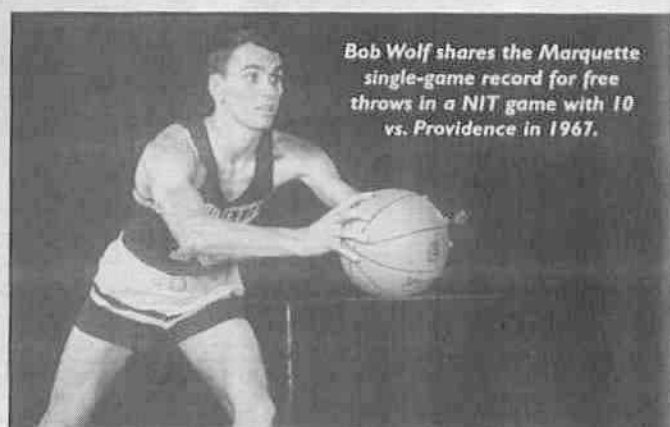
4 Leo Rautins (Syracuse) 1981



Ric Cobb was named to the 1970 All-National Invitation Tournament Second Team.



Joe Thomas was a member of the 1970 All-National Invitation Tournament Second Team.



Bob Wolf shares the Marquette single-game record for free throws in a NIT game with 10 vs. Providence in 1967.

THE PEPSI BLUE & GOLD CLASSIC

The Marquette University Department of Intercollegiate Athletics announced in October of 2002, that its annual men's basketball tournament, the nation's third-longest running regular-season tournament, will be sponsored by Pepsi and re-named the Pepsi Blue & Gold Classic.

"We welcome Pepsi Cola to the Marquette family and to sponsorship of the third-longest running invitational tournament in the country," said Marquette Athletic Bill Cords. "We look forward to the future of the Pepsi Cola Blue & Gold Classic."

As part of the multi-year sponsorship agreement, Pepsi will make an annual contribution to the university's Blue & Gold Athletic Scholarship Fund. The Blue & Gold Fund provides scholarship support for student-athletes who compete on the university's 14 intercollegiate athletic teams.

A single-round Classic attendance record was established in 1995 when 17,405 fans watched first-round games at the Bradley Center. A two-night record of 32,474 fans attended that year's Classic. Over 800,000 fans have attended the Classic in the past 42 years, including eight sell-outs in the mid- to late-1970s.

Marquette has won the Classic title 28 times in 42 years. The Outstanding Player Award has gone to such players as Gail Goodrich of UCLA (1964), George Thompson of Marquette (1967 and 1968), Dean Meminger of Marquette (1969 and 1970), Bo Ellis of Marquette (1974 and 1975), Butch Lee (1976) of Marquette and Glenn "Doc" Rivers of Marquette (1981).

Two players who did not receive the Outstanding Player Award, but are among the greats in the history of college basketball, also participated in the Classic. The late Pete Maravich of LSU scored 42 points in back-to-back games against Florida State and Wisconsin in the 1967 Classic. Florida State's Dave Cowens pulled down a single-game record 31 rebounds against LSU in the same season's Classic.




**GEORGE
THOMPSON**
1967 & 1968




**DEAN
MEMINGER**
1969 & 1970



BO ELLIS
1974 & 1975



**AARON
HUTCHINS**
1995 & 1997



**CORDELL
HENRY**
1999 & 2001

ALL-TIME CLASSIC RECORDS

INDIVIDUAL

MOST POINTS IN ONE GAME

42 - PETE MARAVICH (LSU) VS. FLORIDA STATE AND WISCONSIN, 1967

MOST POINTS IN A CLASSIC

84 - PETE MARAVICH (LSU), 1967

MOST REBOUNDS IN ONE GAME

31 - DAVE COWENS (FLORIDA STATE) VS. LSU, 1967

MOST REBOUNDS IN A CLASSIC

35 - DAVE COWENS (FLORIDA STATE), 1967

TEAM

MOST POINTS IN ONE GAME

130 - FLORIDA STATE VS. LSU, 1967

MOST POINTS IN ONE GAME (TWO TEAMS)

230 - FLORIDA STATE (130) DEF. LSU (100), 1967

MOST POINTS IN A CLASSIC (TWO GAMES)

198 - WISCONSIN, 1963

NOTE: A COMPLETE LIST OF TEAM AND INDIVIDUAL CLASSIC RECORDS APPEARS IN THE BLUE & GOLD CLASSIC PROGRAM.

FOR A LIST OF THESE RECORDS, CONTACT THE MARQUETTE MEDIA RELATIONS OFFICE AT (414) 288-7447.

ALL-TIME CLASSIC RESULTS

2003 PEPSI BLUE & GOLD CLASSIC

Championship: Marquette 75, Valparaiso 70
 Consolation: Arkansas-Monticello 86, Savannah State 67
 First Round: Marquette 79, Savannah State 41
 Valparaiso 72, Arkansas-Monticello 53
 Outstanding Player: Travis Diemer (Marquette)
 Attendance: 32,240 (Fri.-15,659; Sat.-16,581)

2002 PEPSI BLUE & GOLD CLASSIC

Championship: Marquette 80, Texas-San Antonio 68
 Consolation: Idaho State 63, Coppin State 55
 First Round: Texas-San Antonio 76, Idaho State 71
 Marquette 64, Coppin State 46
 Outstanding Player: Dwyane Wade (Marquette)
 Attendance: 25,418 (Fri.-12,507; Sat.-12,911)

2001 BLUE & GOLD COCA-COLA CLASSIC

Championship: Marquette 77, Sam Houston State 58
 Consolation: Northern Illinois 87, Texas Southern 65
 First Round: Marquette 76, Texas Southern 40
 Sam Houston State 80, Northern Illinois 73
 Outstanding Player: Cordell Henry (Marquette)
 Attendance: 23,151 (Fri.-11,556; Sat.-11,595)

2000 BLUE & GOLD COCA-COLA CLASSIC

Championship: Marquette 69, Cal State Northridge 66
 Consolation: Kent State 61, Centenary 47
 First Round: Marquette 66, Centenary 47
 Cal State Northridge 89, Kent State 85
 Outstanding Player: Brian Wardle (Marquette)
 Attendance: 18,041 (Fri.-8,941; Sat.-9,102)

1999 BLUE & GOLD COCA-COLA CLASSIC

Championship: Marquette 57, Appalachian State 51
 Consolation: Toledo 71, Western Michigan 59
 First Round: Marquette 76, Western Michigan 69
 Appalachian State 68, Toledo 65
 Outstanding Player: Cordell Henry (Marquette)
 Attendance: 19,639 (Fri.-9,655; Sat.-9,984)

1998 BLUE & GOLD COCA-COLA CLASSIC

Championship: Tulsa 67, Marquette 51
 Consolation: Vermont 67, Cornell 56
 First Round: Marquette 68, Cornell 51
 Tulsa 72, Vermont 61
 Outstanding Player: Michael Rubin (Tulsa)
 Attendance: 25,433 (Fri.-13,228; Sat.-12,205)

1997 FIRST BANK CLASSIC

Championship: Marquette 68, St. Bonaventure 61
 Consolation: Montana State 82, Ohio 66
 First Round: Marquette 85, Montana State 60
 St. Bonaventure 59, Ohio 46
 Outstanding Player: Aaron Hutchins (Marquette)
 Attendance: 26,516 (Fri.-14,304; Sat.-12,212)

1996 FIRST BANK CLASSIC

Championship: Princeton 66, Marquette 62
 Consolation: Rice 82, Prairie View A&M 53
 First Round: Marquette 104, Prairie View A&M 49
 Princeton 59, Rice 54
 Outstanding Player: Brian Earl (Princeton)
 Attendance: 28,386 (Fri.-13,376; Sat.-15,010)

1995 FIRST BANK CLASSIC

Championship: Marquette 64, UW-Green Bay 44
 Consolation: Texas A&M 65, Columbia 39
 First Round: Marquette 72, Columbia 45
 UW-Green Bay 60, Texas A&M 49
 Outstanding Player: Aaron Hutchins (Marquette)
 Attendance: 32,474 (Fri.-17,405; Sat.-15,069)

1994 FIRST BANK CLASSIC

Championship: Marquette 94, Northwestern 60
 Consolation: Siena 75, UW-Milwaukee 58
 First Round: Marquette 101, UW-Milwaukee 59
 Northwestern 79, Siena 70
 Outstanding Player: Roney Eford (Marquette)
 Attendance: 31,825 (Fri.-17,377; Sat.-14,448)

1993 FIRST BANK CLASSIC

Championship: UW-Green Bay 46, Marquette 45
 Consolation: Detroit Mercy 79, Texas Southern 73
 First Round: Marquette 85, Texas Southern 67
 UW-Green Bay 74, Detroit Mercy 63 (OT)
 Outstanding Player: Logan Vander Velden (UW-Green Bay)
 Attendance: 29,612 (Fri.-15,772; Sat.-13,840)

1992 FIRST BANK CLASSIC

Championship: Marquette 85, Manhattan 62
 Consolation: North Carolina A&T 87, TCU 85 (OT)
 First Round: Marquette 84, North Carolina A&T 43
 Manhattan 67, TCU 42
 Outstanding Player: Damon Key (Marquette)
 Attendance: 23,606 (Fri.-13,159; Sat.-10,447)

1991 FIRST BANK CLASSIC

Championship: Penn State 60, Marquette 56
 Consolation: St. Francis (N.Y.) 64, Columbia 59
 First Round: Marquette 71, Columbia 53
 Penn State 61, St. Francis (N.Y.) 51
 Outstanding Player: Freddie Barnes (Penn State)
 Attendance: 24,150 (Fri.-11,403; Sat.-12,747)

1990 FIRST BANK CLASSIC

Championship: Marquette 75, Arkansas-Little Rock 44
 Consolation: Cal State-Sacramento 79, Mississippi Valley State 71
 First Round: Marquette 96, Mississippi Valley State 56
 Arkansas-Little Rock 67, Cal State-Sacramento 60
 Outstanding Player: Trevor Powell (Marquette)
 Attendance: 26,323 (Fri.-12,726; Sat.-13,597)

1989 FIRST BANK CLASSIC

Championship: Wisconsin 63, Marquette 58 (OT)
 Consolation: Gonzaga 55, UNC-Wilmington 48
 First Round: Marquette 76, UNC-Wilmington 54
 Wisconsin 63, Gonzaga 58
 Outstanding Player: Danny Jones (Wisconsin)
 Attendance: 26,335 (Fri.-11,593; Sat.-14,742)

1988 FIRST BANK CLASSIC

Championship: Wisconsin 70, Marquette 55
 Consolation: Rice 75, Maine 58
 First Round: Marquette 76, Rice 60
 Wisconsin 89, Maine 72
 Outstanding Player: Danny Jones (Wisconsin)
 Attendance: 31,287 (Fri.-13,941; Sat.-17,346)

1987 FIRST BANK CLASSIC

Championship: Cleveland State 72, Marquette 70
 Consolation: Air Force 57, Niagara 54
 First Round: Marquette 80, Air Force 52
 Cleveland State 86, Niagara 76
 Outstanding Player: Ken McFadden (Cleveland State)
 Attendance: 19,114 (Mon.-9,096; Tues.-10,018)

1986 FIRST BANK CLASSIC

Championship: Marquette 77, South Florida 61
 Consolation: Pepperdine 91, Columbia 67
 First Round: Marquette 79, Columbia 68 (2OT)
 South Florida 69, Pepperdine 65
 Outstanding Player: David Boone (Marquette)
 Attendance: 19,420 (Fri.-9,570; Sat.-9,850)

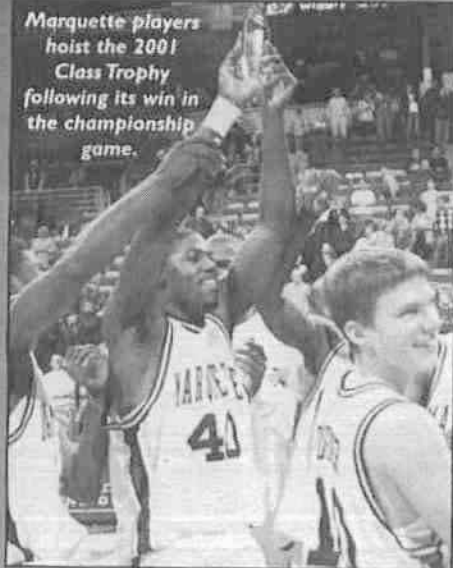
1985 MILWAUKEE CLASSIC

Championship: Marquette 60, Cal State-Long Beach 48
 Consolation: Penn State 54, Valparaiso 40
 First Round: Marquette 70, Valparaiso 57
 Cal State-Long Beach 47, Penn State 45
 Outstanding Player: Kerry Trotter (Marquette)
 Attendance: 17,700 (Fri.-8,825; Sat.-8,875)


1984 MILWAUKEE CLASSIC

Championship: Gonzaga 60, Marquette 54
 Consolation: Drake 81, Lehigh 59
 First Round: Marquette 85, Lehigh 56
 Gonzaga 56, Drake 38
 Outstanding Player: Bryce McPhee (Gonzaga)
 Attendance: 17,896 (Fri.-8,844; Sat.-9,052)

Marquette players
 hoist the 2001
 Class Trophy
 following its win in
 the championship
 game.



Dwyane Wade
 was selected
 as the
 Outstanding
 Player of the
 2002 Pepsi
 Blue and Gold
 Classic.



1983 MILWAUKEE CLASSIC

Championship: Marquette 59, Miami (Ohio) 47
 Consolation: McNeese State 61, Davidson 57
 First Round: Marquette 69, McNeese State 55
 Miami (Ohio) 70, Davidson 52
 Outstanding Player: Dwayne Johnson (Marquette)
 Attendance: 19,153 (Tues.-9,301; Wed.-9,852)

1982 MILWAUKEE CLASSIC

Championship: Marquette 69, Cincinnati 52
 Consolation: LaSalle 62, UW-Green Bay 51
 First Round: Marquette 57, UW-Green Bay 47
 Cincinnati 76, LaSalle 73
 Outstanding Player: Steve Black (LaSalle)
 Attendance: 20,797 (Mon.-10,225; Tues.-10,572)

1981 MILWAUKEE CLASSIC

Championship: Marquette 74, Arizona State 68
 Consolation: UC-Irvine 77, East Tennessee State 75
 First Round: Marquette 96, East Tennessee State 84
 Arizona State 88, UC-Irvine 73
 Outstanding Player: Glenn "Doc" Rivers (Marquette)
 Attendance: 20,866 (Mon.-10,214; Tues.-10,652)

1980 MILWAUKEE CLASSIC

Championship: Marquette 68, Clemson 67
 Consolation: Cal State-Bakersfield 48, Illinois State 47
 First Round: Marquette 95, Cal State-Bakersfield 60
 Clemson 67, Illinois State 56
 Outstanding Player: Michael Wilson (Marquette)
 Attendance: 20,633 (Fri.-10,034; Sat.-10,599)

1979 MILWAUKEE CLASSIC

Championship: Rhode Island 64, Marquette 57
 Consolation: St. Mary's (Calif.) 82, Fairfield 69
 First Round: Marquette 100, St. Mary's (Calif.) 74
 Rhode Island 74, Fairfield 57
 Outstanding Player: Oliver Lee (Marquette)
 Attendance: 20,849 (Fri.-10,234; Sat.-10,615)

1978 MILWAUKEE CLASSIC

Championship: Marquette 61, UNC-Charlotte 57
 Consolation: St. Bonaventure 83, North Texas State 67
 First Round: Marquette 84, North Texas State 69
 UNC-Charlotte 74, St. Bonaventure 61
 Outstanding Player: Bernard Toone (Marquette)
 Attendance: 21,876 (10,938 each night, capacity)

1977 MILWAUKEE CLASSIC

Championship: Marquette 65, Texas 56
 Consolation: Eastern Kentucky 79, Army 71
 First Round: Marquette 90, Eastern Kentucky 73
 Texas 74, Army 73
 Outstanding Player: Jerome Whitehead (Marquette)
 Attendance: 21,876 (10,938 each night, capacity)

1976 MILWAUKEE CLASSIC

Championship: Marquette 64, Wisconsin 57
 Consolation: Clemson 128, Boston College 76
 First Round: Marquette 67, Clemson 49
 Wisconsin 74, Boston College 66
 Outstanding Player: Butch Lee (Marquette)
 Attendance: 21,876 (10,938 each night, capacity)

1975 MILWAUKEE CLASSIC

Championship: Marquette 82, Wisconsin 66
 Consolation: Miami (Ohio) 90, Stanford 72
 First Round: Marquette 79, Miami (Ohio) 52
 Wisconsin 70, Stanford 64
 Outstanding Player: Bo Ellis (Marquette)
 Attendance: 21,876 (10,938 each night, capacity)

1974 MILWAUKEE CLASSIC

Championship: Marquette 73, Virginia 55
 Consolation: Georgia 91, Wisconsin 89 (OT)
 First Round: Marquette 100, Georgia 70
 Virginia 86, Wisconsin 78
 Outstanding Player: Bo Ellis (Marquette)
 Attendance: 21,876 (10,938 each night, capacity)

1973 MILWAUKEE CLASSIC

Championship: Marquette 49, Wisconsin 48 (OT)
 Consolation: Arizona 86, Southern Methodist 82
 First Round: Marquette 76, Arizona 62
 Wisconsin 74, Southern Methodist 73
 Outstanding Player: Maurice Lucas (Marquette)
 Attendance: 21,876 (10,938 each night, capacity)

1972 MILWAUKEE CLASSIC

Championship: Marquette 75, Wisconsin 73 (2OT)
 Consolation: Rice 72, Yale 70 (OT)
 First Round: Marquette 71, Rice 40
 Wisconsin 90, Yale 64
 Outstanding Player: Kerry Hughes (Wisconsin)
 Attendance: 21,047 (Fri.-10,301; Sat.-10,746)

1971 MILWAUKEE CLASSIC

Championship: Marquette 74, Marshall 72
 Consolation: Wisconsin 82, Georgetown 62
 First Round: Marquette 88, Georgetown 44
 Marshall 85, Wisconsin 83
 Outstanding Player: Bob Lackey (Marquette)
 Attendance: 21,492 (10,746 each night, capacity)

1970 MILWAUKEE CLASSIC

Championship: Marquette 72, Wisconsin 69
 Consolation: Texas 85, Dartmouth 76
 First Round: Marquette 98, Dartmouth 55
 Wisconsin 89, Texas 73
 Outstanding Player: Dean Meminger (Marquette)
 Attendance: 21,492 (10,746 each night, capacity)

1969 MILWAUKEE CLASSIC

Championship: Marquette 64, Wisconsin 43
 Consolation: Utah State 80, Delaware 66
 First Round: Marquette 99, Delaware 71
 Wisconsin 81, Utah State 74
 Outstanding Player: Dean Meminger (Marquette)
 Attendance: 19,678 (Fri.-8,932; Sat.-10,746)

1968 MILWAUKEE CLASSIC

Championship: Marquette 59, Wisconsin 56 (OT)
 Consolation: Ohio 68, Army 60
 First Round: Marquette 62, Army 42
 Wisconsin 74, Ohio 68
 Outstanding Player: George Thompson (Marquette)
 Attendance: 20,881 (Fri.-10,135; Sat.-10,746)

1967 MILWAUKEE CLASSIC

Championship: Wisconsin 70, Marquette 62
 Consolation: Florida State 130, LSU 100
 First Round: Marquette 78, Florida State 58
 Wisconsin 96, LSU 94
 Outstanding Player: George Thompson (Marquette)
 Attendance: 21,156 (Fri.-10,410; Sat.-10,746)

1966 MILWAUKEE CLASSIC

Championship: Wisconsin 88, South Carolina 84
 Consolation: Marquette 82, Fordham 58
 First Round: South Carolina 63, Marquette 61
 Wisconsin 67, Fordham 66
 Outstanding Player: Chuck Nagle (Wisconsin)
 Attendance: 18,712 (Fri.-8,090; Sat.-10,622)

1965 MILWAUKEE CLASSIC

Championship: Marquette 75, Washington 74
 Consolation: West Virginia 101, Wisconsin 93
 First Round: Marquette 100, West Virginia 87
 Washington 81, Wisconsin 67
 Outstanding Player: Ron Williams (West Virginia)
 Attendance: 13,425 (Fri.-5,585; Sat.-7,840)

1964 MILWAUKEE CLASSIC


Championship: UCLA 115, Boston College 93
 Consolation: Marquette 62, Wisconsin 61
 First Round: UCLA 61, Marquette 52
 Boston College 86, Wisconsin 85
 Outstanding Player: Gail Goodrich (UCLA)
 Attendance: 15,820 (Fri.-6,930; Sat.-8,890)

1963 MILWAUKEE CLASSIC

Championship: Wisconsin 104, Georgia Tech 84
 Consolation: Marquette 98, Dartmouth 69
 First Round: Georgia Tech 84, Marquette 83
 Wisconsin 94, Dartmouth 68
 Outstanding Player: Ken Gustafson (Wisconsin)
 Attendance: 14,520 (Fri.-6,540; Sat.-7,980)

1962 MILWAUKEE CLASSIC

Championship: Wisconsin 70, Marquette 56
 Consolation: Navy 73, Utah 58
 First Round: Marquette 76, Navy 56
 Wisconsin 94, Utah 72
 Outstanding Player: Ken Siebel (Wisconsin)
 Attendance: 19,486 (Fri.-8,740; Sat.-10,746)



Larry McNeill scored 16 points and grabbed 10 rebounds vs. Wisconsin in the 1972 Milwaukee Classic Championship Game.

SEASON-BY-SEASON CAPTAINS LEADING SCORERS & REBOUNDERS


MIKE MORAN



RON GLASER




Leading Season	Leading Captain(s)	Scorer	Rebounder
1916-17	John Fay	Al Delmore (7.3 ppg)	*
1917-18	J.C. Long	Al Delmore (5.1 ppg)	*
1918-19	No games		
1919-20	Mark O'Malley	Mark O'Malley (*)	*
1920-21	Mark O'Malley	Red Dunn (*)	*
1921-22	Dukes Deford	Dick Quinn (7.0 ppg)	*
1922-23	Red Dunn	Dick Quinn (*)	*
1923-24	Dick Quinn	Dick Quinn (*)	*
1924-25	John Fahay	Robert Demoling (3.6 ppg)	*
1925-26	Robert Demoling	Robert Demoling (*)	*
1926-27	Ed Herte	Floyd Razner (4.5 ppg)	*
1927-28	Floyd Razner	Jim O'Donnell (6.3 ppg)	*
1928-29	Walter Gerbert	Roy Andrew (5.3 ppg)	*
1929-30	Jim O'Donnell	Roy Andrew (6.7 ppg)	*
1930-31	Joe King	Whitey Budrunas (8.9 ppg)	*
1931-32	Whitey Budrunas	Whitey Budrunas (8.9 ppg)	*
	Frank Zummach		
1932-33	Gene Ronzani	Ray Morstadt (9.6 ppg)	*
	Al Shipley		
1933-34	Adolph Gorychka	Ray Morstadt (8.5 ppg)	*
	Ed Mullen		
1934-35	Ray Morstadt	Ray Morstadt (10.9 ppg)	*
1935-36	Cy Rubado	Charles Eirich (5.7 ppg)	*
1936-37	Bob O'Keefe	Glenn Adams (5.0 ppg)	*
1937-38	Al Cofone	Paul Sokody (6.7 ppg)	*
	George Hesik		
	Paul Sokody		
1938-39	Erwin Graf	Bob Deneen (11.4 ppg)	*
	Dave Quabius		
1939-40	Bob Deneen	Bob Deneen (9.7 ppg)	*
	Bill McDonald		
1940-41	Bill Komenich	Bill Komenich (7.2 ppg)	*
1941-42	Bernol Ketchum	Ray Kuffel (8.4 ppg)	*
	Matt Reichl		
1942-43	Bill Chandler, Jr.	Ray Kuffel (8.9 ppg)	*
	Jerry Schudrowitz		
1943-44	Bill Chandler, Jr.	Howie Kallenberger (12.1 ppg)	*
1944-45	Bill Chandler, Jr.	Gene Berce (13.4 ppg)	*
1945-46	Orlando Palesse	Howie Kallenberger (9.3 ppg)	*
	Bob Rosendahl		
1946-47	Chuck Polzin	Gene Berce (14.7 ppg)	*
1947-48	Gene Berce	Gene Berce (17.7 ppg)	*
1948-49	Frank McCabe	Frank McCabe (12.7 ppg)	*
1949-50	Joe Faupl	Mel Peterson (10.1 ppg)	*
1950-51	Russ Geldmacher	Grant Wittberger (12.8 ppg)	Grant Wittberger (10.5 rpg)
1951-52	Gene Schramka	Russ Wittberger (12.0 ppg)	Grant Wittberger (9.1 rpg)
1952-53	Dick Schwab	Russ Wittberger (19.4 ppg)	Russ Wittberger (8.5 rpg)
	Glenn Sievers		
1953-54	Ralph Wilson	Terry Rand (15.2 ppg)	Terry Rand (10.3 rpg)
1954-55	Rube Schulz	Terry Rand (15.9 ppg)	Terry Rand (14.7 rpg)
	Russ Wittberger		
1955-56	Don Bugalski	Terry Rand (20.3 ppg)	Terry Rand (13.1 rpg)
1956-57	Dennis Carroll	Mike Moran (20.4 ppg)	John Glaser (14.0 rpg)



Season	Captain(s)	Leading Scorer	Leading Rebounder
1957-58	John Glaser	Mike Moran (17.1 ppg)	Walt Mangham (10.2 rpg)
1958-59	Gene Suppelsa	Mike Moran (18.1 ppg)	Don Kojis (13.0 rpg)
1959-60	Jim Kollar	Don Kojis (20.9 ppg)	Don Kojis (15.4 rpg)
1960-61	Ed Carter	Don Kojis (21.4 ppg)	Don Kojis (17.1 rpg)
1961-62	Dick Nixon	Ron Glaser (16.4 ppg)	Dave Erickson (8.4 rpg)
1962-63	Dick Nixon	Ron Glaser (17.6 ppg)	Dave Erickson (8.8 rpg)
1963-64	John Stone	Tom Flynn (17.3 ppg)	Tom Flynn (10.2 rpg)
1964-65	Tom Flynn	Tom Flynn (16.5 ppg)	Paul Carbins (11.7 rpg)
1965-66	Tom Flynn	Bob Wolf (22.0 ppg)	Paul Carbins (11.4 rpg)
1966-67	Bob Wolf	Bob Wolf (18.4 ppg)	Brian Brunkhorst (7.8 rpg)
1967-68	Brian Brunkhorst	George Thompson (22.9 ppg)	George Thompson (8.6 rpg)
1968-69	George Thompson	George Thompson (20.2 ppg)	Ric Cobb (9.7 rpg)
1969-70	Joe Thomas	Dean Meminger (18.8 ppg)	Ric Cobb (9.1 rpg)
1970-71	Dean Meminger	Dean Meminger (21.2 ppg)	Jim Chones (11.5 rpg)
1971-72	Bob Lackey	Bob Lackey (15.2 ppg)	Larry McNeill (9.2 rpg)
1972-73	Allie McGuire	Larry McNeill (17.6 ppg)	Maurice Lucas (10.9 rpg)
1973-74	Marcus Washington	Maurice Lucas (15.8 ppg)	Maurice Lucas (10.6 rpg)
1974-75	Rick Campbell	Bo Ellis (16.3 ppg)	Bo Ellis (10.5 rpg)
1975-76	Earl Tatum	Earl Tatum (18.3 ppg)	Bo Ellis (9.3 rpg)
	Lloyd Walton		
1976-77	Bo Ellis	Butch Lee (19.6 ppg)	Bo Ellis (8.3 rpg)
1977-78	Butch Lee	Butch Lee (17.7 ppg)	Jerome Whitehead (8.3 rpg)
1978-79	Bernard Toone	Bernard Toone (18.7 ppg)	Bernard Toone (6.7 rpg)
1979-80	Robert Byrd	Sam Worthen (16.9 ppg)	Robert Byrd (10.0 rpg)
1980-81	Michael Wilson	Oliver Lee (17.7 ppg)	Oliver Lee (6.5 rpg)
1981-82	Michael Wilson	Michael Wilson (16.1 ppg)	Dean Marquardt (6.6 rpg)
1982-83	Glenn Rivers	Glenn Rivers (13.2 ppg)	Marc Marotta (6.0 rpg)
	Terrell Schlundt		
1983-84	Marc Marotta	Dwayne Johnson (14.0 ppg)	Marc Marotta (7.1 rpg)
	Terry Reason		
	Don Smolinski		
1984-85	Robert Hall	Kerry Trotter (12.4 ppg)	Kerry Trotter (6.2 rpg)
	Mandy Johnson		
1985-86	Walter Downing	David Boone (15.3 ppg)	David Boone (10.6 rpg)
	Kerry Trotter		
1986-87	David Boone	David Boone (15.9 ppg)	David Boone (8.8 rpg)
1987-88	Pat Foley	Tony Smith (13.1 ppg)	Trevor Powell (6.0 rpg)
1988-89	Mike Flory	Trevor Powell (15.1 ppg)	Trevor Powell (6.3 rpg)
1989-90	Tony Smith	Tony Smith (23.8 ppg)	Trevor Powell (7.8 rpg)
1990-91	Mark Anglavar	Damon Key (13.2 ppg)	Trevor Powell (7.3 rpg)
	Rod Grosse		
	Trevor Powell		
1991-92	Ron Curry	Damon Key (13.6 ppg)	Ron Curry (7.2 rpg)
	Damon Key		
	Jim McIlvaine		
1992-93	Ron Curry	Ron Curry (14.4 ppg)	Ron Curry (8.1 rpg)
	Damon Key		
	Tony Miller		
1993-94	Damon Key	Damon Key (15.6 ppg)	Jim McIlvaine (8.3 rpg)
	Robb Logterman		
	Tony Miller		
1994-95	Tony Miller	Roney Eford (13.2 ppg)	Amal McCaskill (8.5 rpg)
1995-96	Roney Eford	Aaron Hutchins (14.0 ppg)	Amal McCaskill (8.9 rpg)
1996-97	Anthony Pieper	Chris Crawford (14.9 ppg)	Faisal Abraham (6.5 rpg)
1997-98	Abel Joseph	Aaron Hutchins (15.2 ppg)	Jarrod Lovette (6.9 rpg)
1998-99	Mike Bergen	Brian Wardle (12.3 ppg)	Mike Bergen (5.4 rpg)
	Jarrod Lovette		
1999-00	John Cliff	Brian Wardle (16.6 ppg)	Oluoma Nnamaka (6.7 rpg)
	Brian Wardle		
2000-01	Brian Wardle	Brian Wardle (18.8 ppg)	Odartey Blankson (5.5 rpg)
2001-02	Jon Harris		
	Oluoma Nnamaka	Dwyane Wade (17.8 ppg)	Dwyane Wade (6.6 rpg)
2002-03	Dwyane Wade	Dwyane Wade (21.5 ppg)	Robert Jackson (7.5 rpg)
2003-04	Travis Diener	Travis Diener (18.8 ppg)	Scott Merritt (7.1 rpg)
	Terry Sanders		

*not available

CHRIS CRAWFORD



OLUOMA NNAMAKA



MARQUETTE ALL-AMERICANS



Ed Mullen • 1933-34
Chuck Taylor Converse



Dave Quabius • 1938-39
Chuck Taylor Converse



Terry Rand • 1955-56
All-Catholic




Don Kojis • 1959-60
Catholic Digest • 1960-61
Chuck Taylor Converse;
Catholic Digest



George Thompson
1968-69
Chuck Taylor Converse




Dean Meminger • 1969
Chuck Taylor Converse
NEA • 1970-71 AP; Converse
Helms; NABC; NEA; Sports
News; UPI; USBWA



Jim Chones • 1971-72
AP; Converse; UPI



Bob Lackey • 1971-72
Helms



Maurice Lucas • 1973-74
Converse (2nd team)



Bo Ellis • 1974-75
Converse (2nd team);
Independent • 1976-77
AP (2nd team);
Basketball Weekly; Converse



Lloyd Walton • 1974-75
Independent • 1975-76
Basketball Weekly
(2nd team);
Independent



Earl Tatum • 1975-76
AP; Basketball Weekly
Converse (2nd team)
Helms; Independent; L
USBWA




Butch Lee • 1976-77;
AP (2nd team); Basketball
Weekly; Converse • 1977-78;
AP; Basketball Weekly; Citizen
Savings; Converse; NABC;
Sporting News; UPI; USBWA



Jerome Whitehead
1977-78
Converse; NABC



Sam Worthen • 1978-79
Basketball Weekly
(2nd team) 1979-80;
Basketball Weekly
(2nd team); Medalist; Playboy;
Sport; UPI (3rd team); USBWA



Glenn "Doc" Rivers
1981-82
Converse
1982-83
AP; UPI (honorable mention)



Tony Smith • 1989-90
AP (honorable mention)
Basketball Weekly;
Sporting News; UPI



Tony Miller • 1991-92
Basketball Weekly
All-Freshmen (5th team)



Roney Eford • 1992-93
Basketball Weekly
All-Freshmen (5th team)



Jim McIlvaine • 1993-94
AP (honorable mention)



Dwyane Wade • 2001-02
AP (Honorable Mention)
2002-03: AP; Sporting News;
USBWA; ESPN.com
Basketball Times;
FOXSPORTS.com; CNNI.com
(1st team)

M CLUB HALL OF FAME

Class of 1972

Joseph (Red) Dunn - Football; Conrad Jennings - Men's Track and Field Coach, Athletic Director; Donald Kojis - Men's Basketball; Donald McFayden - Hockey; Ralph Metcalfe - Men's Track and Field; Gene Ronzani - Men's Basketball, Football, Men's Track and Field

Class of 1974

Raymond Buivid - Football; J. Edward Mullen - Men's Basketball; Melvin "Bus" Shimek - Men's Track and Field, Men's Track and Field Coach; John Sisk - Football, Men's Track and Field; Kenneth Wiesner - Men's Basketball, Men's Track and Field

Class of 1980

Robert Allen - Men's Track and Field; John Bennett - Men's Track and Field; Eugene Berce - Men's Basketball; Al McGuire - Athletic Director, Men's Basketball Coach; George Thompson - Men's Basketball; Robert Weingart - Athletic Trainer

Class of 1985

Ronald Drzewiecki - Football; Barney Karpfinger - Wrestling, Wrestling Coach; Ernest Kukla - Football, Men's Basketball, Men's Track and Field; Alfred "Butch" Lee - Men's Basketball

Class of 1988

William Chandler - Men's Basketball Coach; Ward Cuff - Football, Men's Track and Field; Dr. Charles Eichenberger - Team Physician; Maurice "Bo" Ellis - Men's Basketball; Arthur Krueger - Football; Dean Meminger - Men's Basketball; Charles Mulcahy - Men's Tennis

Class of 1991

Men's Basketball 1977 National Championship Team; George Andrie - Football; Kathy Andrykowski - Women's Basketball, Volleyball; Frank Glaser - Men's Basketball; Men's Track and Field; Hayden Knight - Men's Soccer; Stan Lowe - Athletic Director; Maurice Lucas - Men's Basketball; Frank Murray - Football Coach, Men's Basketball Coach

Class of 1996

Women's Cross Country 1982 National Championship Team; Harlow Hellstrom - Wrestling, Wrestling Coach; Ray Kuffel - Men's Basketball, Football; Terry Rand - Men's Basketball; Hank Raymonds - Athletic Director, Men's Basketball Coach; John Rydeski - Men's Track and Field; Julie Sievers - Women's Basketball; Katie Webb - Women's Cross Country, Women's Track and Field

Class of 1999

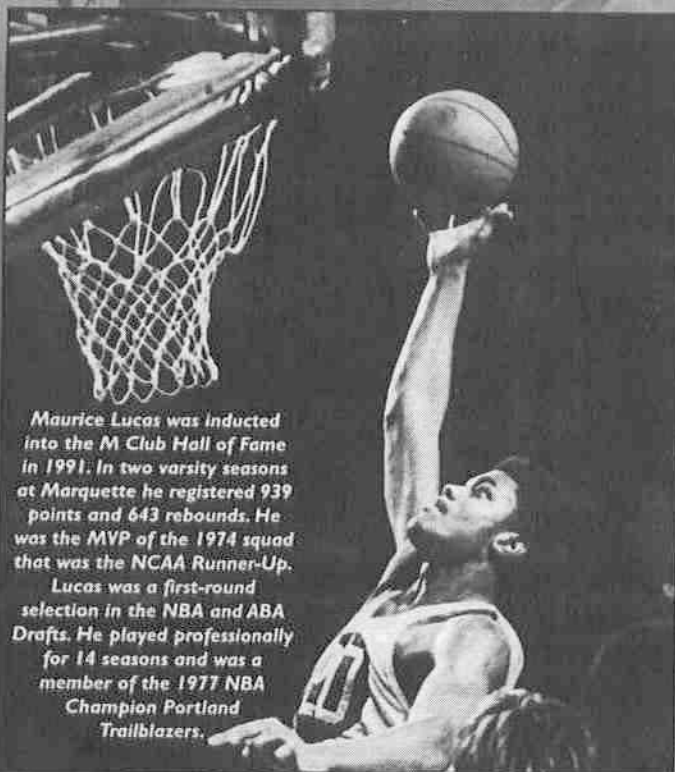
Men's Basketball 1970 NIT Championship Team; Keith Hanson - Men's Cross Country, Men's Track and Field; Clare Look - Women's Track and Field, Women's Tennis; Fred McGaver - Wrestling; Milt Trost - Football, Men's Track and Field; Dave Uhrich - Men's Cross Country, Men's Track and Field; Barb Vanlieshout - Women's Tennis

Class of 2004

Phil Buerk - Wrestling; Jim Chones - Men's Basketball; Ed Hoyle - Track & Field; Kristen Maskala - Women's Basketball; Glenn "Doc" Rivers - Men's Basketball; Tat Shiely - Women's Basketball & Volleyball, Athletic Administration; Earl Tatum - Men's Basketball




M CLUB HALL OF FAME




Maurice Lucas was inducted into the M Club Hall of Fame in 1991. In two varsity seasons at Marquette he registered 939 points and 643 rebounds. He was the MVP of the 1974 squad that was the NCAA Runner-Up.


Lucas was a first-round selection in the NBA and ABA Drafts. He played professionally for 14 seasons and was a member of the 1977 NBA Champion Portland Trailblazers.



Gene Berce was selected to the M Club Hall of Fame in 1980. He was among the nation's leading scorers in 1947-48 and broke his own school record with 35 points against Notre Dame, his final Marquette appearance. He led Marquette in scoring in 1945, 1947 and 1948 and established single-season scoring records each year.




Ray Kuffel lettered on Marquette's basketball team in 1941-42, 1942-43 and 1946-47. He was the team's leading scoring in 1941-42 and 1942-43. He also was a three-year letterwinner in football and was named an All-American and an All-Catholic All American in 1946. Kuffel was the second recipient of Marquette's McCahill Award. He was inducted into the M Club Hall of Fame in 1996.



Gene Ronzani was Marquette's first nine-time letterwinner and was a member of the M Club Hall of Fame's inaugural class. He captained the 1933 basketball team and led the cagers to a 40-15 record during his three seasons. He was a member of Marquette's undefeated football team in 1930 and held the school records in the javelin and shot put.

AWARDS



Glenn "Doc" Rivers was presented the Olympia Award in 1983 following his selection as the Most Valuable Player of the U.S. team in international competition in Cali, Colombia. The Olympia Award recognizes and rewards excellence and achievements by amateur athletes.

NATIONAL AWARDS

Basketball Weekly Player of the Year Award
Butch Lee - 1977-78

Henry Iba Corinthian Award
(nation's top defensive player)
Jim McIlvaine - 1993-94

Naismith Award
(United Press International
Player of the Year)
Butch Lee - 1977-78

Rupp Award
(Associated Press Player
of the Year Award)
Butch Lee - 1977-78



Butch Lee is shown here receiving the 1978 Naismith Award.

McCAHILL AWARD

The McCahill Award is presented annually to the Marquette senior athlete from the previous year who has demonstrated the highest performance in scholarship, leadership and athletics. It is awarded by the William J. McCahill, Sr., family in honor of their son, Captain Robert L. McCahill, a former Marquette athlete who gave his life for his country on Iwo Jima during World War II.

Year	Athlete	Sport(s)	Year	Athlete	Sport(s)
1946	William Chandler	Men's basketball	1980	Kathy Andrykowski	Women's basketball;
1947	Raymond Kuffel	Men's basketball			Volleyball
1948	Charles Schuette	Football;	1981	John Rydeski	Men's track and field
		Men's track and field	1982	Linda Raymonds	Women's tennis
1949	Joseph Gagliardo	Football	1983	Steve Pribramsky	Men's track and field
1950	Allan Molgaard	Football	1984	Laurie Hottinger	Women's cross country;
1951	Richard Schmandt	Men's track and field			Women's track and field
1952	Daniel Makowski	Football		Marc Marotta	Men's basketball
1953	James Tobias	Football	1985	Patrick Sorrentino	Men's soccer
1954	John Bennett	Men's track and field	1986	Keith Hanson	Men's cross country;
1955	Russell Wittberger	Men's basketball			Men's track and field
1956	David Donarski	Football	1987	Jim Schmitz	Wrestling
1957	Robert Walczak	Men's basketball	1988	Clare Look-Jaeger	Women's track and field;
1958	Edward Hoyle	Men's track and field			Women's tennis
1959	Charles Mulcahy	Men's tennis	1989	Peter Bandettini	Men's track and field
1960	Frank Mestnik	Football	1990	Meg Mulcahy	Women's tennis
1961	Donald Kojis	Men's basketball	1991	Sherri Goll	Volleyball
1962	No award given		1992	Peppur Chambers	Women's track and field
1963	Ronald Glaser	Men's basketball	1993	Christine Spindler	Women's track and field
1964	Robert Hornak	Men's basketball	1994	Kristen Maskala	Women's basketball
1965	Richard Andrews	Wrestling		Jim McIlvaine	Men's basketball
1966	Thomas Flynn	Men's basketball;	1995	Christine Kennedy	Women's basketball
		Men's track and field		Chago Navarro	Men's cross country;
1967	Robert Wolf	Men's basketball			Men's track and field
1968	Philip Buerk	Wrestling	1996	Jane Richards	Women's track and field
1969	George Thompson	Men's basketball	1997	Christy Rice	Women's cross country;
1970	Ric Cobb	Men's basketball			Women's track and field
1971	Dean Meminger	Men's basketball			Men's soccer
1972	Charles Besser	Golf	1998	Scott Ziemba	Volleyball
1973	Allie McGuire	Men's basketball	1999	Joy Krekelberg	Women's track and field
1974	David Lugert	Men's soccer	2000	Kelly Roethe	Women's soccer
1975	Richard Rock	Men's soccer		Lisa Oldenburg	Women's basketball
1976	Peter Glaeser	Men's track and field	2001	Brian Wardle	Men's basketball
1977	Michael Jarecki	Wrestling		Rhegan Hyypio	Women's soccer
1978	Butch Lee	Men's basketball	2002	Joe Herington	Men's track and field;
1979	Michael Banaham	Men's soccer			Men's cross country
			2003	Kristi Johnson	Women's basketball
				Kate Gordon	Women's Soccer

MARQUETTE ALL-TIME LEADING SCORERS

Name/Season	Games	FG-FGA	3FG-3FGA	FT-FTA	Pts.	Avg.
1. George Thompson						
1966-67	29	200-400		123-187	523	18.0
1967-68	29	252-507		160-247	664	22.9
1968-69	29	206-443		174-240	586	20.2
TOTALS	87	658-1350		457-674	1773	20.4
2. Butch Lee						
1974-75	26	85-188		45-56	215	8.3
1975-76	29	160-354		77-98	397	13.7
1976-77	32	239-501		150-172	628	19.6
1977-78	28	182-360		131-149	495	17.7
TOTALS	115	666-1403		403-475	1735	15.1
3. Brian Wardle						
1997-98	31	109-306	46-157	55-71	319	10.3
1998-99	28	118-311	36-101	73-88	345	12.3
1999-00	29	169-380	50-125	94-120	482	16.6
2000-01	29	175-433	65-170	129-154	544	18.8
TOTALS	117	571-1430	197-553	351-433	1690	14.4
4. Tony Smith						
1986-87	29	86-161	1-3	61-81	234	8.1
1987-88	28	136-260	7-19	88-119	367	13.1
1988-89	28	153-275	8-12	84-115	398	14.2
1989-90	29	240-485	36-87	173-202	689	23.8
TOTALS	114	615-1181	52-121	406-517	1688	14.8
5. Bo Ellis						
1973-74	31	167-312		44-61	378	12.2
1974-75	27	174-359		93-135	441	16.3
1975-76	29	141-333		63-85	345	11.9
1976-77	32	192-379		115-153	499	15.6
TOTALS	119	674-1383		315-434	1663	14.0
6. Damon Key						
1990-91	29	151-294	1-6	80-98	383	13.2
1991-92	28	146-253	0-1	90-119	382	13.6
1992-93	27	136-264	2-6	93-107	367	13.6
1993-94	33	194-418	12-30	115-157	515	15.6
TOTALS	117	627-1229	15-45	378-481	1647	14.1
7. Dean Meminger						
1968-69	29	172-409		131-233	475	16.4
1969-70	29	184-400		178-279	546	18.8
1970-71	29	216-425		184-250	616	21.2
TOTALS	87	572-1234		493-762	1637	18.8
8. Trevor Powell						
1987-88	27	139-264	0-0	44-69	322	11.9
1988-89	28	184-349	0-1	55-102	423	15.1
1989-90	29	192-375	0-0	99-137	483	16.7
1990-91	28	142-243	0-0	59-101	343	12.3
TOTALS	112	657-1231	0-1	257-409	1571	14.0

Name/Season	Games	FG-FGA	3FG-3FGA	FT-FTA	Pts.	Avg.
-------------	-------	--------	----------	--------	------	------

9. Don Kojis

1958-59	29	152-383		99-174	403	13.9
1959-60	25	219-481		85-142	523	20.9
1960-61	27	232-536		114-174	578	21.4
TOTALS	81	603-1400		298-490	1504	18.6

**10. Bob Wolf**

1964-65	26	123-312		126-179	372	14.3
1965-66	26	215-457		143-198	573	22.0
1966-67	29	205-427		124-172	534	18.4
TOTALS	81	543-1196		393-549	1479	18.3

**11. Roney Eford**

1992-93	28	108-237	29-68	62-78	307	11.0
1993-94	33	126-302	39-96	48-70	339	10.3
1994-95	33	154-367	49-132	79-119	436	13.2
1995-96	31	146-346	33-94	64-85	389	12.5
TOTALS	125	524-1252	150-390	253-352	1471	11.8

**12. Aaron Hutchins**

1994-95	33	55-134	26-72	44-61	180	5.5
1995-96	31	136-363	71-192	90-106	433	14.0
1996-97	31	145-347	65-184	60-86	415	13.4
1997-98	27	137-310	59-144	78-94	411	15.2
TOTALS	122	473-1154	221-592	272-347	1439	11.8

**13. Mike Moran**

1956-57	23	170-400		130-192	470	20.4
1957-58	21	134-295		91-127	359	17.1
1958-59	29	195-413		136-206	526	18.1
TOTALS	73	499-1108		357-525	1355	18.6

**14. Russ Wittberger**

1951-52	25	122-*		55-88	299	12.0
1952-53	24	161-360		143-199	465	19.4
1953-54	25	118-275		91-127	327	13.1
1954-55	26	95-217		72-115	262	10.1
TOTALS	100	496-*		361-529	1353	13.5

**15. Cordell Henry**

1998-99	29	66-199	27-84	50-65	209	7.2
1999-00	29	91-255	34-109	48-60	264	9.1
2000-01	29	134-305	30-95	76-105	374	12.9
2001-02	33	181-396	50-133	88-106	500	15.2
TOTALS	120	472-1155	141-421	262-336	1347	11.2

**16. Ron Glaser**

1960-61	27	150-371		94-124	394	14.6
1961-62	26	162-380		102-127	426	16.4
1962-63	29	203-417		104-139	510	17.6
TOTALS	82	515-1168		300-390	1330	16.2

**17. Terry Rand**

1953-54	26	152-232		91-146	395	15.2
1954-55	27	158-425		112-180	428	15.9
1955-56	24	177-387		132-205	486	20.3
TOTALS	77	487-1044		335-531	1309	17.0





Name/Season	Games	FG-FGA	3FG-3FGA	FT-FTA	Pts.	Avg.
18. Michael Wilson						
1978-79	29	70-170		28-44	168	5.8
1979-80	27	97-216		36-49	230	8.5
1980-81	31	158-289		69-89	385	12.4
1981-82	32	201-395		114-159	516	16.1
TOTALS	119	526-1070		247-341	1299	10.9



19. Tom Flynn						
1963-64	26	189-457		72-112	450	17.3
1964-65	26	162-430		106-149	430	16.5
1965-66	26	153-385		96-137	402	15.5
TOTALS	78	504-1272		274-398	1282	16.4



20. Dwyane Wade						
2001-02	33	223-458	18-52	107-155	571	17.8
2002-03	33	251-501	14-44	194-249	710	21.5
TOTALS	66	474-959	32-96	301-404	1281	19.7



21. Jim McIlvaine						
1990-91	28	84-145	0-0	55-92	223	8.0
1991-92	29	102-187	0-0	95-126	299	10.3
1992-93	28	111-192	0-0	85-119	307	11.0
1993-94	33	170-322	0-0	109-164	449	13.6
TOTALS	118	467-846	0-0	344-501	1278	10.8



22. Travis Diener						
2001-02	33	77-179	57-129	51-67	262	7.9
2002-03	33	124-313	69-190	74-91	391	11.8
2003-04	31	179-424	90-200	136-154	584	18.8
TOTALS	97	380-916	216-519	261-312	1237	12.8



23. Anthony Pieper						
1993-94	33	52-139	30-93	29-39	163	4.9
1994-95	33	129-339	73-195	100-135	431	13.1
1995-96	30	111-268	62-162	64-77	348	11.6
1996-97	26	100-230	46-114	46-60	292	11.2
TOTALS	122	392-986	211-564	239-311	1234	10.1



Glenn "Doc" Rivers						
1980-81	31	182-329		70-119	434	14.0
1981-82	29	173-382		70-108	416	14.3
1982-83	29	163-373		58-95	384	13.2
TOTALS	89	518-1084		198-322	1234	13.9



Earl Tatum						
1972-73	16	10-26		4-5	24	1.5
1973-74	31	136-293		40-67	312	10.1
1974-75	27	156-325		55-76	367	13.6
1975-76	29	241-493		49-64	531	18.3
TOTALS	103	543-1137		148-212	1234	12.0



26. Oliver Lee						
1977-78	26	36-75		18-25	90	3.5
1978-79	26	70-124		36-41	176	6.8
1979-80	26	181-363		51-64	413	15.9
1980-81	31	232-458		84-99	548	17.7
TOTALS	109	519-1020		189-229	1227	11.3

Name/Season	Games	FG-FGA	3FG-3FGA	FT-FTA	Pts.	Avg
27. Kerry Trotter						
1982-83	29	57-120		27-39	141	4.9
1983-84	30	127-279		57-79	311	10.4
1984-85	29	142-286		76-94	360	12.4
1985-86	30	152-331		105-131	409	13.6
TOTALS	118	478-1016		265-343	1221	10.3



28. Robb Logterman						
1990-91	29	103-267	54-148	51-61	311	10.7
1991-92	29	124-257	69-155	39-55	356	12.3
1992-93	28	61-164	46-124	32-39	200	7.1
1993-94	33	109-244	75-168	41-49	334	10.1
TOTALS	119	397-932	244-595	163-204	1201	10.1



29. Bernard Toone						
1975-76	29	63-110		33-39	159	5.5
1976-77	32	57-139		27-38	141	4.4
1977-78	28	119-235		22-32	260	9.3
1978-79	29	236-483		71-83	543	18.7
TOTALS	118	478-1016		265-343	1103	9.3



30. Scott Merritt						
2000-01	29	61-142	3-10	48-67	434	14.0
2001-02	33	65-142	0-3	65-89	416	14.3
2002-03	33	119-253	1-10	94-121	333	10.1
2003-04	31	122-271	2-6	102-144	348	11.2
TOTALS	126	367-808	6-29	309-421	1049	8.3



31. Chris Crawford						
1993-94	18	9-25	6-13	9-13	33	1.8
1994-95	33	72-163	17-45	43-67	204	6.2
1995-96	31	118-280	29-84	83-116	348	11.2
1996-97	31	165-352	33-86	100-130	463	14.9
TOTALS	113	360-820	85-228	235-326	1048	9.3



32. Rube Schulz						
1951-52	23	34-*		27-41	95	4.1
1952-53	24	75-199		103-140	253	10.5
1953-54	26	96-273		110-148	302	11.6
1954-55	27	121-296		150-203	392	14.5
TOTALS	100	326-*		390-532	1042	10.4



33. Ron Curry						
1990-91	27	119-257	17-46	57-86	312	11.6
1991-92	29	138-233	1-2	47-76	324	11.2
1992-93	28	164-303	2-9	74-100	404	14.4
TOTALS	84	421-793	20-57	178-262	1040	12.4



34. Dwayne Johnson						
1981-82	30	101-200		47-77	249	8.3
1982-83	29	146-294		66-95	358	12.3
1983-84	30	177-345		66-107	420	14.0
TOTALS	89	424-839		179-279	1027	11.6



Tony Miller						
1991-92	29	59-167	28-77	39-76	185	6.4
1992-93	28	73-176	46-98	55-82	247	8.8
1993-94	33	76-221	41-120	46-86	239	7.2
1994-95	33	113-340	63-187	67-118	356	10.8
TOTALS	123	321-904	178-482	207-362	1027	8.3



36. Lloyd Walton						
1973-74	31	119-282		54-69	292	9.4
1974-75	27	168-369		71-90	407	15.1
1975-76	29	131-308		45-57	307	10.6
TOTALS	87	418-959		170-216	1006	11.5



MARQUETTE ALL-TIME LEADING REBOUNDERS

Name/Season	G	Reb.	Avg.
1. Don Kojis			
1958-59	29	376	13.0
1959-60	25	384	15.4
1960-61	27	462	17.1
TOTALS	81	1222	15.1

2. Bo Ellis			
1973-74	31	264	8.5
1974-75	27	284	10.5
1975-76	29	271	9.3
1976-77	32	266	8.3
TOTALS	119	1085	9.1

3. Terry Rand			
1953-54	26	268	10.3
1954-55	27	396	14.7
1955-56	24	314	13.1
TOTALS	77	978	12.7

4. Walt Mangham			
1957-58	22	225	10.2
1958-59	29	372	12.8
1959-60	25	341	13.6
TOTALS	76	938	12.3

5. Tom Flynn			
1963-64	26	264	10.2
1964-65	26	273	10.5
1965-66	26	234	9.0
TOTALS	78	771	9.9

6. Paul Carbins			
1963-64	8	35	4.4
1964-65	26	305	11.7
1965-66	26	297	11.4
1966-67	19	131	6.9
TOTALS	79	768	9.7

7. Trevor Powell			
1987-88	27	161	6.0
1988-89	28	175	6.3
1989-90	29	225	7.8
1990-91	28	204	7.3
TOTALS	112	765	6.8

8. John Glaser			
1955-56	24	182	7.6
1956-57	25	349	14.0
1957-58	22	222	10.1
TOTALS	71	753	10.6

9. Damon Key			
1990-91	29	165	5.7
1991-92	28	159	5.7
1992-93	27	155	5.7
1993-94	33	260	7.9
TOTALS	117	739	6.39

Name/Season	G	Reb.	Avg.
10. Amal McCaskill			
1991-92	15	47	3.1
1993-94	33	108	3.3
1994-95	33	279	8.5
1995-96	30	266	8.9
TOTALS	111	700	6.3

11. Roney Eford			
1992-93	28	117	4.2
1993-94	33	206	6.2
1994-95	33	213	6.5
1995-96	31	160	5.2
TOTALS	125	697	5.6

12. George Thompson			
1966-67	29	209	7.2
1967-68	29	249	8.6
1968-69	29	230	7.9
TOTALS	87	688	7.9

13. Scott Merritt			
2000-01	29	104	3.6
2001-02	33	145	4.4
2002-03	33	218	6.6
2003-04	31	220	7.1
TOTALS	126	687	5.5

14. Jerome Whitehead			
1975-76	29	186	6.4
1976-77	32	262	8.2
1977-78	28	232	8.3
TOTALS	89	680	7.6

15. Jim McIlvaine			
1990-91	28	132	4.7
1991-92	29	134	4.6
1992-93	28	134	4.8
1993-94	33	273	8.3
TOTALS	118	673	5.7

16. Mike Moran			
1956-57	23	256	11.1
1957-58	21	185	8.8
1958-59	29	229	7.9
TOTALS	73	670	9.2

17. Dave Erickson			
1960-61	27	190	7.0
1961-62	26	211	8.1
1962-63	28	247	8.8
TOTALS	81	648	8.0

18. Maurice Lucas			
1972-73	29	315	10.9
1973-74	31	328	10.6
TOTALS	60	643	10.7

Name/Season	G	Reb.	Avg.
19. Marc Marotta			
1980-81	30	89	3.0
1981-82	31	136	4.4
1982-83	29	175	6.0
1983-84	30	212	7.1
TOTALS	120	612	5.1

20. Joe Thomas			
1967-68	29	105	3.6
1968-69	29	256	8.8
1969-70	29	246	8.5
TOTALS	87	607	7.0

21. Rube Schulz			
1951-52	23	*	*
1952-53	24	168	7.0
1953-54	26	216	8.3
1954-55	27	214	7.9
TOTALS	100	598	*

22. Ron Curry			
1990-91	27	163	6.0
1991-92	29	208	7.2
1992-93	28	226	8.1
TOTALS	84	597	7.1

23. Jim Chones			
1970-71	29	333	11.5
1971-72	21	250	11.9
TOTALS	50	583	11.7

24. Oluoma Nnamaka			
1998-99	25	123	4.9
1999-00	24	161	6.7
2000-01	29	152	5.2
2001-02	33	142	4.3
TOTALS	111	578	5.2

25. Russ Wittberger			
1951-52	26	*	*
1952-53	24	205	8.5
1953-54	25	206	8.2
1954-55	26	166	6.4
TOTALS	101	577	*

26. David Boone			
1985-86	30	319	10.6
1986-87	29	256	8.8
TOTALS	59	575	9.7

27. Kerry Trotter			
1982-83	29	78	2.7
1983-84	30	119	4.0
1984-85	29	179	6.2
1985-86	30	193	6.4
TOTALS	118	569	4.8

28. Bob Hornak			
1960-61	27	151	5.6
1961-62	26	204	7.8
1962-63	27	208	7.7
TOTALS	80	563	7.0

Name/Season	G	Reb.	Avg.
29. Earl Tatum			
1972-73	16	19	1.2
1973-74	31	158	5.1
1974-75	27	182	6.7
1975-76	29	204	7.0
TOTALS	103	563	5.5

30. Tony Miller			
1991-92	29	128	4.4
1992-93	28	116	4.1
1993-94	33	162	4.9
1994-95	33	155	4.7
TOTALS	123	561	3.5

31. Faisal Abraham			
1993-94	28	41	1.5
1994-95	33	166	5.0
1995-96	31	156	5.0
1996-97	30	195	6.5
TOTALS	122	558	4.6

32. Tom Copa			
1983-84	30	134	4.5
1984-85	31	171	5.5
1985-86	30	121	4.0
1986-87	29	132	4.6
TOTALS	120	558	4.7

33. Brian Brunkhorst			
1965-66	26	166	6.4
1966-67	29	226	7.8
1967-68	26	162	6.2
TOTALS	81	554	6.8

34. Larry McNeill			
1971-72	29	266	9.2
1972-73	29	288	9.9
TOTALS	58	554	9.6

35. Ric Cobb			
1968-69	29	281	9.7
1969-70	29	264	9.1
TOTALS	58	545	9.4

36. Gerry Hopfensperger			
1954-55	27	176	6.5
1955-56	24	137	5.7
1956-57	25	194	7.8
TOTALS	76	508	6.7

37. Gary Brell			
1969-70	29	243	8.4
1970-71	29	259	8.9
TOTALS	58	502	8.7

*not available

ALL-TIME CAREER LEADERS

Games Played

1. 135	Scott Merritt	2000-04
2. 125	Roney Eford	1993-96
3. 111	Tony Miller	1992-95
4. 107	Aaron Hutchins	1995-98
5. 103	Faisal Abraham	1994-97
6. 102	Anthony Pieper	1994-97
7. 102	Mandy Johnson	1982-85
8. 100	Cordell Henry	1999-02
9. 100	Tom Copa	1984-87
10. 100	Marc Maietta	1981-84
11. 119	Robb Logterman	1991-94
12. 119	Michael Wilson	1979-82
13. 119	Bo Ellis	1974-77

Points

1. 1773	George Thompson	1967-69
2. 1735	Butch Lee	1975-78
3. 1690	Brian Wardle	1998-01
4. 1688	Tony Smith	1987-90
5. 1463	Bo Ellis	1974-77
6. 1447	Damon Key	1991-94
7. 1437	Dean Meminger	1969-71
8. 1371	Trevor Powell	1988-91
9. 1304	Don Kojis	1959-61
10. 1479	Bob Wolf	1965-67

Scoring Average

1. 20.4	George Thompson	1967-69
2. 19.7	Dwyane Wade	2001-03
3. 18.0	Jim Chones	1970-72
4. 18.1	Dean Meminger	1969-71
5. 18.1	Don Kojis	1959-61
6. 18.6	Mike Moran	1957-59
7. 18.7	Bob Wolf	1965-67
8. 17.0	Terry Rand	1954-56
9. 16.4	Tom Flynn	1964-66
10. 16.2	Ron Glaser	1961-63

Field Goals Made

1. 674	Bo Ellis	1974-77
2. 666	Butch Lee	1975-78
3. 656	George Thompson	1967-69
4. 627	Damon Key	1991-94
5. 616	Tony Smith	1987-90
6. 603	Don Kojis	1959-61
7. 572	Dean Meminger	1969-71
8. 571	Brian Wardle	1998-01
9. 543	Earl Tatum	1973-76
10. 543	Bob Wolf	1965-67

Field Goals Attempted

1. 1430	Brian Wardle	1998-01
2. 1403	Butch Lee	1975-78
3. 1400	Don Kojis	1959-61
4. 1383	Bo Ellis	1974-77
5. 1350	George Thompson	1967-69
6. 1272	Tom Flynn	1964-66
7. 1252	Roney Eford	1993-96
8. 1234	Dean Meminger	1969-71
9. 1229	Damon Key	1991-94
10. 1231	Trevor Powell	1988-91

Field Goal Percentage (min. 450 FGA)

1. 58.8%	Ric Cobb	1969-70
2. 55.2%	Jim McIlvaine	1991-94
3. 54.0%	Jerome Whitehead	1976-78
4. 54.7%	Jim Chones	1971-72
5. 54.5%	Amal McCaskill	1992-94-96
6. 53.4%	Tyrone Baldwin	1989-90
7. 53.1%	Ron Curry	1991-93
8. 52.1%	Trevor Powell	1987-90
9. 52.0%	Tony Smith	1987-90
10. 51.0%	Damon Key	1991-94

Three-Point Field Goals Made

1. 244	Robb Logterman	1991-94
2. 221	Aaron Hutchins	1995-98
3. 216	Mark Anglar	1988-91
4. 216	Travis Diener	2001-present
5. 211	Anthony Pieper	1994-97
6. 197	Brian Wardle	1998-01
7. 178	Tony Miller	1992-95
8. 169	John Cliff	1997-00
9. 150	Roney Eford	1993-96
10. 144	Steve Novak	2002-present

Three-Point Field Goals Attempted

1. 595	Robb Logterman	1991-94
2. 592	Aaron Hutchins	1995-98
3. 564	Anthony Pieper	1994-97
4. 553	Brian Wardle	1998-01
5. 519	Travis Diener	2001-present
6. 501	Mark Anglar	1988-91
7. 486	John Cliff	1997-00
8. 482	Tony Miller	1992-95
9. 421	Cordell Henry	1999-02
10. 390	Roney Eford	1993-96

Three-Point Field Goal Percentage (min. 100 3FGA)

1. 45.6%	Steve Novak	2002-present
2. 43.1%	Mark Anglar	1988-91
3. 42.9%	Tony Smith	1987-90
4. 41.6%	Travis Diener	2001-present
5. 41.5%	Mike Flory	1987-89
6. 41.0%	Robb Logterman	1991-94
7. 38.5%	Roney Eford	1993-96
8. 38.3%	David Diggs	1999-02
9. 37.4%	Anthony Pieper	1994-97
10. 37.3%	Aaron Hutchins	1995-98

Free Throws Made

1. 493	Dean Meminger	1969-71
2. 457	George Thompson	1967-69
3. 406	Tony Smith	1987-90
4. 403	Butch Lee	1975-78
5. 393	Bob Wolf	1965-67
6. 390	Rube Schulz	1952-55
7. 378	Damon Key	1991-94
8. 361	Russ Wittberger	1952-55
9. 357	Mike Moran	1957-59
10. 351	Brian Wardle	1998-01

Free Throws Attempted

1. 762	Dean Meminger	1969-71
2. 674	George Thompson	1967-69
3. 549	Bob Wolf	1965-67
4. 532	Rube Schulz	1952-55
5. 531	Terry Rand	1954-56
6. 529	Russ Wittberger	1952-55
7. 525	Mike Moran	1957-59
8. 517	Tony Smith	1987-90
9. 501	Jim McIlvaine	1991-94
10. 490	Don Kojis	1959-61

Free Throw Percentage (min. 200 FTA)

1. 84.8%	Butch Lee	1975-78
2. 83.7%	Travis Diener	2001-SA
3. 82.6%	Brian Brunkhorst	1965-68
4. 82.5%	Oliver Lee	1978-81
5. 81.3%	Bob Walcak	1952-55-57
6. 81.1%	Brad Luchini	1966-68
7. 81.1%	Brian Wardle	1998-01
8. 79.9%	Robb Logterman	1991-94
9. 78.7%	Lloyd Walton	1976-76
10. 78.6%	Damon Key	1991-94

Rebounds

1. 1222	Don Kojis	1959-61
2. 1085	Bo Ellis	1974-77
3. 978	Terry Rand	1954-56
4. 938	Walt Mangham	1958-60
5. 771	Tom Flynn	1964-66
6. 770	Mike Moran	1957-59
7. 765	Trevor Powell	1988-91
8. 753	John Glaser	1956-58
9. 739	Damon Key	1991-94
10. 733	Paul Carbins	1965-67

Rebounding Average

1. 15.1	Don Kojis	1959-61
2. 12.7	Terry Rand	1954-56
3. 12.3	Walt Mangham	1958-60
4. 11.7	Jim Chones	1971-72
5. 10.7	Maurice Lucas	1973-74
6. 10.6	John Glaser	1956-58
7. 10.5	Mike Moran	1957-59
8. 10.3	Paul Carbins	1965-67
9. 9.9	Tom Flynn	1964-66
10. 9.7	David Boone	1986-87

Assists

1. 956	Tony Miller	1992-95
2. 550	Aaron Hutchins	1995-98
3. 480	Lloyd Walton	1974-76
4. 469	Tony Smith	1987-90
5. 457	Travis Diener	2001-present
6. 430	Cordell Henry	1999-02
7. 409	Glenn Rivers	1981-83
8. 408	Michael Sims	1985-88
9. 391	Michael Wilson	1979-82
10. 384	Sam Worthen	1979-80

Blocked Shots

1. 399	Jim McIlvaine	1991-94
2. 175	Amal McCaskill	1992-94-96
3. 172	Faisal Abraham	1994-97
4. 119	Michael Wilson	1979-82
5. 113	Scott Merritt	2000-04
6. 103	Walter Downing	1985-86
7. 93	Trevor Powell	1988-90
8. 89	Mike Barger	1996-99
9. 84	Tom Copa	1984-87
10. 79	Dwyane Wade	2001-03

Steals

1. 272	Michael Wilson	1979-82
2. 253	Mandy Johnson	1982-85
3. 203	Glenn Rivers	1981-83
4. 190	Tony Smith	1987-90
5. 188	Michael Sims	1985-88
6. 185	Tony Miller	1992-95
7. 165	Aaron Hutchins	1995-98
8. 158	Kerry Trotter	1983-86
9. 150	Dwyane Wade	2001-03
10. 133	Cordell Henry	1999-02

ALL-TIME SEASON LEADERS

Points

1.	710	Dwyane Wade	2002-03
2.	689	Tony Smith	1989-90
3.	664	George Thompson	1967-68
4.	628	Butch Lee	1976-77
5.	616	Dean Meminger	1970-71
6.	586	George Thompson	1968-69
7.	584	Travis Diener	2003-04
8.	578	Don Kojis	1960-61
9.	573	Bob Wolf	1965-66
10.	571	Dwyane Wade	2001-02

Scoring Average

1.	23.8	Tony Smith	1989-90
2.	22.9	George Thompson	1967-68
3.	22.0	Bob Wolf	1965-66
4.	21.5	Dwyane Wade	2002-03
5.	21.4	Don Kojis	1960-61
6.	21.2	Dean Meminger	1970-71
7.	20.9	Don Kojis	1959-60
8.	20.5	Jim Chones	1971-72
9.	20.4	Mike Moran	1956-57
10.	20.3	Terry Rand	1955-56

Field Goals Made

1.	252	George Thompson	1967-68
2.	251	Dwyane Wade	2002-03
3.	241	Earl Tatum	1975-76
4.	240	Tony Smith	1989-90
5.	239	Butch Lee	1976-77
6.	236	Bernard Toone	1978-79
7.	232	Don Kojis	1960-61
8.	230	Jim Chones	1970-71
9.	223	Dwyane Wade	2001-02
10.	219	Don Kojis	1959-60

Field Goals Attempted

1.	536	Don Kojis	1960-61
2.	507	George Thompson	1967-68
3.	501	Dwyane Wade	2002-03
4.	501	Butch Lee	1976-77
5.	493	Earl Tatum	1975-76
6.	485	Tony Smith	1989-90
7.	483	Bernard Toone	1978-79
8.	481	Don Kojis	1959-60
9.	458	Dwyane Wade	2001-02
10.	458	Oliver Lee	1980-81

Field Goal Percentage (min. 230 FGA)

1.	65.5% (152-232)	Terry Rand	1953-54
2.	59.2% (138-233)	Ron Curry	1991-92
3.	57.7% (146-253)	Damon Key	1991-92
4.	57.4% (230-401)	Jim Chones	1970-71
5.	55.7% (191-343)	Robert Jackson	2002-03
6.	55.3% (182-329)	Glenn Rivers	1980-81
7.	54.1% (164-303)	Ron Curry	1992-93
8.	52.8% (170-322)	Jim McIlvane	1993-94
9.	52.7% (184-349)	Trevor Powell	1988-89
10.	52.0% (180-346)	David Boone	1986-87

Three-Point Field Goals Made

1.	90	Travis Diener	2003-04
2.	89	Steve Novak	2003-04
3.	75	Robb Logterman	1993-94
4.	73	Anthony Pieper	1994-95
5.	71	Aaron Hutchins	1995-96
6.	69	Travis Diener	2002-03
6.	69	Robb Logterman	1991-92
8.	67	John Cliff	1999-00
9.	65	Brian Wardle	2000-01
65	65	Aaron Hutchins	1996-97
65	65	Mark Anglavar	1989-90

Three-Point Field Goals Attempted

1.	207	Steve Novak	2003-04
2.	200	Travis Diener	2003-04
3.	195	Anthony Pieper	1994-95
4.	192	Aaron Hutchins	1995-96
5.	190	Travis Diener	2002-03
6.	187	Tony Miller	1994-95
7.	185	Mark Anglavar	1989-90
8.	184	Aaron Hutchins	1996-97
9.	178	John Cliff	1999-00
10.	170	Brian Wardle	2000-01

Three-Point Field Goal Percentage (min. 75 3FGA)

1.	53.5% (53-99)	Mark Anglavar	1988-89
2.	50.5% (55-109)	Steve Novak	2002-03
3.	47.4% (55-116)	Mark Anglavar	1990-91
4.	46.9% (46-98)	Tony Miller	1992-93
5.	45.0% (90-200)	Travis Diener	2003-04
6.	44.6% (75-168)	Robb Logterman	1993-94
7.	44.5% (69-155)	Robb Logterman	1991-92
8.	44.2% (57-129)	Travis Diener	2001-02
9.	43.6% (48-110)	Mike Flory	1986-87
10.	43.0% (89-207)	Steve Novak	2003-04

Free Throws Made

1.	194	Dwyane Wade	2002-03
2.	184	Dean Meminger	1970-71
3.	178	Dean Meminger	1969-70
4.	174	George Thompson	1968-69
5.	173	Tony Smith	1989-90
6.	160	George Thompson	1967-68
7.	150	Butch Lee	1976-77
8.	150	Rube Schulz	1954-55
9.	143	Bob Wolf	1965-66
10.	143	Russ Wittberger	1952-53

Free Throws Attempted

1.	279	Dean Meminger	1969-70
2.	250	Dean Meminger	1970-71
3.	249	Dwyane Wade	2002-03
4.	247	George Thompson	1967-68
5.	240	George Thompson	1968-69
6.	233	Dean Meminger	1968-69
7.	206	Mike Moran	1958-59
8.	205	Terry Rand	1955-56
9.	203	Rube Schulz	1954-55
10.	202	Tony Smith	1989-90

Free Throw Percentage (min. 100 FTA)

1.	88.3% (136-154)	Travis Diener	2003-04
2.	88.1% (104-118)	Bob Walczak	1954-55
3.	87.2% (150-172)	Butch Lee	1976-77
4.	86.9% (93-107)	Damon Key	1992-93
5.	86.3% (107-124)	Brad Luchini	1967-68
6.	86.0% (85-100)	Brian Brunkhorst	1965-66
7.	85.6% (173-202)	Tony Smith	1989-90
8.	84.9% (90-106)	Aaron Hutchins	1995-96
9.	83.8% (129-154)	Brian Wardle	2000-01
10.	83.0% (88-106)	Cordell Henry	2001-02

Rebounds

1.	462	Don Kojis	1960-61
2.	396	Terry Rand	1954-55
3.	384	Don Kojis	1959-60
4.	376	Don Kojis	1958-59
5.	372	Walt Mangham	1958-59
6.	349	John Glaser	1956-57
7.	341	Walt Mangham	1959-60
8.	333	Jim Chones	1970-71
9.	328	Maurice Lucas	1973-74
10.	319	David Boone	1985-86

Rebounding Average

1.	17.1	Don Kojis	1960-61
2.	15.4	Don Kojis	1959-60
3.	14.7	Terry Rand	1954-55
4.	14.0	John Glaser	1956-57
5.	13.6	Walt Mangham	1959-60
6.	13.1	Terry Rand	1955-56
7.	13.0	Don Kojis	1958-59
8.	12.8	Walt Mangham	1958-59
9.	11.9	Jim Chones	1971-72
10.	11.7	Paul Carbins	1964-65

Assists

1.	274	Tony Miller	1993-94
2.	248	Tony Miller	1994-95
3.	221	Tony Miller	1991-92
4.	215	Aaron Hutchins	1995-96
5.	213	Tony Miller	1992-93
6.	209	Sam Worthen	1978-79
7.	187	Travis Diener	2003-04
8.	184	Travis Diener	2002-03
9.	183	Lloyd Walton	1975-76
10.	175	Sam Worthen	1979-80

Blocked Shots

1.	142	Jim McIlvane	1993-94
2.	92	Jim McIlvane	1990-91
3.	86	Jim McIlvane	1991-92
4.	84	Faisal Abraham	1996-97
5.	79	Jim McIlvane	1992-93
6.	76	Amal McCaskill	1994-95
7.	63	Walter Downing	1984-85
8.	58	Faisal Abraham	1995-96
9.	55	Amal McCaskill	1995-96
10.	47	Dwayne Johnson	1983-84

Steals

1.	89	Michael Wilson	1980-81
2.	87	Mandy Johnson	1984-85
3.	79	Dwyane Wade	2001-02
4.	77	Glenn Rivers	1982-83
5.	75	Mandy Johnson	1983-84
6.	71	Dwyane Wade	2002-03
7.	65	Glenn Rivers	1981-82
8.	65	Michael Wilson	1981-82
9.	62	Aaron Hutchins	1996-97
10.	61	Glenn Rivers	1980-81

ALL-TIME SINGLE GAME TEAM RECORDS

MARQUETTE-TEAM

Points		
119	vs. UW-Milwaukee	Jan. 14, 1969
113	vs. Ripon	Dec. 4, 1954
Field Goals Made		
48	vs. UW-Milwaukee	Jan. 14, 1969
Field Goals Attempted		
110	vs. Nevada	Dec. 12, 1970
Field Goal Percentage		
67.4% (29-43)	vs. Notre Dame	Jan. 30, 1982
Three-Point Field Goals Made		
15	vs. Penn State	Mar. 27, 1995
13	vs. Farleigh Dickinson	Dec. 6, 1994
Three-Point Field Goals Attempted		
38	vs. Memphis	Feb. 18, 1995
Three-Point Field Goal Percentage		
80.0% (12-15)	vs. Tulane	Jan. 27, 2001
68.2% (15-22)	vs. Penn State	Mar. 27, 1995
Free Throws Made		
40	vs. Creighton	Feb. 7, 1955
Free Throws Attempted		
50	vs. Savannah St.	Dec. 3, 1966
Free Throw Percentage		
100.0% (15-15)	vs. Loyola	Jan. 26, 1973
100.0% (12-12)	vs. East Carolina	Dec. 30, 2002
100.0% (12-12)	vs. Wisconsin	Feb. 16, 1984
100.0% (12-12)	vs. Pan American	Dec. 27, 1980
100.0% (12-12)	vs. Drake	Jan. 18, 1977
Rebounds		
80	vs. Nevada	Dec. 12, 1970
Assists		
33	vs. Cal State-Bakersfield	Dec. 29, 1980
Blocked Shots		
16	vs. Butler	Feb. 2, 1991
Steals		
23	vs. Texas A&M	Dec. 4, 1982
Largest Margin of Victory		
67 pts. 94-27	vs. Ripon	Dec. 4, 1951
58 pts. 118-60	vs. UW-Milwaukee	Jan. 14, 1969
57 pts. 113-56	vs. Ripon	Dec. 4, 1954
55 pts. 104-49	vs. Prairie View A&M	Dec. 6, 1996
53 pts. 102-49	vs. Chicago State	Nov. 18, 2001
51 pts. 100-49	vs. Arkansas-Pine Bluff	Dec. 19, 2001
49 pts. 96-47	vs. Chicago State	Jan. 13, 1993
49 pts. 106-57	vs. Northern Michigan	Jan. 26, 1971
48 pts. 106-58	vs. Charleston	Dec. 1, 1980
47 pts. 85-83	vs. Morris Brown	Jan. 2, 2002
47 pts. 74-27	vs. U.S. International	Dec. 1, 1984
47 pts. 101-54	vs. UW-Milwaukee	Feb. 9, 1963

OPPONENTS-TEAM

Points		
108	Kansas	Dec. 1, 1990
Field Goals Made		
42	Loyola Marymount	Jan. 6, 1988
Field Goals Attempted		
88	Nevada	Dec. 12, 1970
Field Goal Percentage		
74.3% (26-35)	DePaul	Mar. 9, 1985
Three-Point Field Goals Made		
16	Memphis	Feb. 14, 2004
16	Virginia Tech	Jan. 7, 1989
Three-Point Field Goals Attempted		
41	East Tennessee State	Nov. 27, 1993
Three-Point Field Goal Percentage		
88.9% (8-9)	Memphis	Jan. 5, 1994
Free Throws Made		
37	Memphis	Jan. 27, 1982
37	Florida State	Mar. 1, 1981
Free Throws Attempted		
47	Texas A&M	Jan. 9, 1985
Free Throw Percentage		
100.0% (14-14)	Belmont Abbey	Nov. 29, 1978
Rebounds		
66	Nevada	Dec. 12, 1970
Assists		
28	Dayton	Jan. 5, 1991
Blocked Shots		
12	North Carolina	Feb. 15, 1987
12	Wake Forest	Feb. 6, 1983
Steals		
22	Kansas	Dec. 1, 1990
Opponent Largest Margin of Victory		
45 pts. 12-57	at Creighton	Dec. 16, 1940
43 pts. 24-67	at Great Lakes	Feb. 2, 1944
39 pts. 55-94	at Notre Dame	Mar. 6, 1957
38 pts. 15-53	at Butler	Feb. 27, 1928
37 pts. 63-100	at Wichita State	Feb. 1, 1964
37 pts. 71-108	at Kansas	Dec. 1, 1990
36 pts. 38-74	at Minnesota	Jan. 7, 1950
34 pts. 66-100	at Minnesota	Dec. 20, 1982

ALL-TIME SINGLE GAME INDIVIDUAL RECORDS

INDIVIDUAL RECORDS- MARQUETTE

POINTS

44	Tony Smith vs. Wisconsin	Feb. 19, 1990
44	Mike Moran vs. Creighton	Feb. 5, 1958
43	Tony Smith vs. Butler	Mar. 3, 1990
43	Terry Rand vs. Duquesne	Dec. 17, 1955
41	George Thompson vs. Xavier	Feb. 26, 1968

FIELD GOALS MADE

16	George Thompson vs. Xavier	Feb. 26, 1968
16	Tom Flynn vs. Xavier	Mar. 7, 1964
16	Mike Moran vs. Notre Dame	Feb. 24, 1959
16	Mike Moran vs. Creighton	Feb. 5, 1958
16	Terry Rand vs. Miami (Ohio)	Mar. 8, 1955

FIELD GOALS ATTEMPTED

30	Tom Flynn vs. Villanova	Mar. 16, 1965
30	Don Kojis vs. UW-Milwaukee	Dec. 31, 1959
30	Mike Moran vs. Loyola (Ill.)	Feb. 23, 1957

FIELD GOAL PERCENTAGE (min. 10 att.)

90.9%	(10-11) Trevor Powell vs. Chicago State	Dec. 20, 1989
90.9%	(10-11) Benny Moore vs. SW Louisiana	Jan. 13, 1986
90.9%	(10-11) Tom Flynn vs. Loyola (Ill.)	Jan. 9, 1965

THREE-POINT FIELD GOALS MADE

9	Mark Anglar vs. Butler	Feb. 1, 1990
8	Steve Novak vs. Louisville	Jan. 31, 2004

THREE-POINT FIELD GOALS ATTEMPTED

16	Mark Anglar vs. Butler	Feb. 1, 1990
15	Anthony Pieper vs. Memphis (2ot)	Feb. 18, 1995

THREE-POINT FIELD GOAL PERCENTAGE (min. 5 3FGA)

100.0%(5-5)	David Diggs vs. Gonzaga	Nov. 24, 2001
100.0%(5-5)	Brian Wardle vs. Charlotte	Jan. 19, 2000
100.0%(5-5)	Anthony Pieper vs. Cincinnati	Feb. 27, 1997
100.0%(5-5)	Aaron Hutchins vs. Prairie View A&M	Dec. 6, 1996

FREE THROWS MADE

16	Brian Wardle vs. Charlotte	Feb. 13, 1999
16	Dean Meminger vs. Saint Louis	Feb. 12, 1970
16	Rube Schulz vs. Creighton	Feb. 7, 1959
15	Jim McIlvane vs. DePaul	Feb. 27, 1994
15	Tony Smith vs. Dayton	Jan. 11, 1990
15	Terry Rand vs. Duquesne	Jan. 16, 1955

FREE THROWS ATTEMPTED

25	Terry Rand vs. Duquesne	Dec. 16, 1955
21	Dean Meminger vs. Creighton	Feb. 28, 1970
20	Sam Worthen vs. Notre Dame	Feb. 24, 1980
20	Dean Meminger vs. Saint Louis	Feb. 12, 1970
20	Mike Moran vs. Loyola (Ill.)	Feb. 23, 1957

FREE THROW PERCENTAGE (min. 10 FTA)

100.0%(16-16)	Brian Wardle vs. Charlotte	Feb. 13, 1999
100.0%(15-15)	Tony Smith vs. Dayton	Jan. 11, 1990
100.0%(13-13)	Jarrod Lovette vs. Louisville (ot)	Feb. 20, 1997
100.0%(12-12)	Damon Key vs. Mississippi Valley St.	Dec. 17, 1991
100.0%(12-12)	Ron Glaser vs. Louisville	Jan. 6, 1962
100.0%(11-11)	Anthony Pieper vs. UAB	Feb. 17, 1997
100.0%(11-11)	Tom Copa vs. Dayton	Feb. 22, 1986
100.0%(11-11)	Butch Lee vs. DePaul	Jan. 18, 1978
100.0%(10-10)	Mike Flory vs. Evansville	Mar. 3, 1987
100.0%(10-10)	Butch Lee vs. Air Force	Feb. 11, 1987
100.0%(10-10)	Brian Brunkhorst vs. Marshall	Mar. 16, 1967
100.0%(10-10)	Bob Wolf vs. Providence	Mar. 14, 1967

REBOUNDS

28	Pat Smith vs. Loyola (Ill.)	Feb. 8, 1967
27	Mike Moran vs. Loyola (Ill.)	Feb. 23, 1957
26	Don Kojis vs. DePaul	Feb. 8, 1961
26	Don Kojis vs. Creighton	Jan. 14, 1961

ASSISTS

17	Tony Miller vs. Memphis	Mar. 4, 1995
16	Glenn Rivers vs. DePaul	Feb. 6, 1982
15	Tony Miller vs. Memphis (2ot)	Feb. 18, 1995
15	Tony Miller vs. Ohio State	Dec. 12, 1993

BLOCKED SHOTS

13	Jim McIlvane vs. Northeastern Illinois	Dec. 9, 1992
8	Amal McCaskill vs. Virginia Tech	Jan. 17, 1995
8	Jim McIlvane vs. UW-Milwaukee	Mar. 5, 1994
8	Jim McIlvane vs. Cincinnati	Feb. 10, 1994
8	Jim McIlvane vs. Texas Southern	Dec. 3, 1993
8	Jim McIlvane vs. Saint Louis	Jan. 18, 1992
8	Jim McIlvane vs. Detroit	Jan. 3, 1991
8	Walter Downing vs. North Carolina	Jan. 19, 1986

STEALS

10	Michael Wilson vs. Xavier	Jan. 16, 1981
9	Earl Tatum vs. St. Mary's (Calif.)	Dec. 7, 1974

INDIVIDUAL RECORDS-OPPONENTS

POINTS

45	Elvin Hayes (Houston)	Dec. 29, 1967
43	Howie Carl (DePaul)	Dec. 23, 1960
42	Tom Stith (St. Bonaventure)	Feb. 20, 1960

FIELD GOALS MADE

22	Elvin Hayes (Houston)	Dec. 29, 1967
18	Tom Stith (St. Bonaventure)	Jan. 31, 1961
18	Tom Stith (St. Bonaventure)	Feb. 20, 1960

FIELD GOALS ATTEMPTED

38	John Heaven (North Dakota)	Dec. 10, 1956
35	Elvin Hayes (Houston)	Dec. 29, 1967
34	Dave DeBusschere (Detroit)	Feb. 13, 1962

FIELD GOAL PERCENTAGE (min. 10 att.)

100.0%(12-12)	Derek Smith (Louisville)	Feb. 14, 1981
91.7%	(11-12) Lancaster Gordon (Louisville)	Feb. 12, 1983

THREE-POINT FIELD GOALS MADE

9	Rickey Paulding (Missouri)	Mar. 22, 2003
7	Salim Stoudamire (Arizona)	Dec. 13, 2003
6	Jordan Kardos (Illinois-Chicago)	Dec. 31, 1998
6	Brian Earl (Princeton)	Dec. 7, 1996
6	Cedric Dixon (UAB)	Jan. 30, 1996
6	Ben Berlowski (UW-Green Bay)	Jan. 7, 1995
6	Erwin Craggett (Saint Louis)	Jan. 25, 1994
6	Scott Shreffler (Evansville)	Jan. 27, 1990
6	Negale Knight (Dayton)	Jan. 11, 1990
6	Eric Knox (Oregon State)	Feb. 11, 1989
6	Bimbo Coles (Virginia Tech)	Jan. 7, 1989
6	Wally Lancaster (Virginia Tech)	Feb. 20, 1988

THREE-POINT FIELD GOALS ATTEMPTED

20	Wally Lancaster (Virginia Tech)	Feb. 20, 1988
17	Damon Brown (Charlotte)	Feb. 20, 2003
17	Chris Funchess (Loyola, Ill.)	Feb. 28, 1989
17	Damon Brown (Charlotte)	Jan. 18, 2003
16	Ronnie McCollum (Centenary)	Dec. 1, 2000
16	Damon Brown (Charlotte)	Jan. 20, 2004
16	Terrance Woods (Florida A&M)	Dec. 22, 2003

THREE-POINT FIELD GOAL PERCENTAGE (min. 5 3FGA)

85.7%	(6-7) Brian Earl (Princeton)	Dec. 7, 1996
85.7%	(6-7) Scott Shreffler (Evansville)	Jan. 27, 1990

FREETHROWS MADE

23	Howie Carl (DePaul)	Dec. 23, 1960
22	Bob Quick (Xavier)	Feb. 26, 1980

FREETHROWS ATTEMPTED

26	Howie Carl (DePaul)	Dec. 23, 1960
22	Bob Quick (Xavier)	Feb. 26, 1980

FREE THROW PERCENTAGE (min. 10 FTA)

100.0%	(15-15) Austin Croshere (Providence)	Mar. 14, 1997
100.0%	(14-14) Terry Cummings (DePaul)	Feb. 6, 1982
100.0%	(14-14) Emmette Bryant (DePaul)	Dec. 22, 1962
100.0%	(13-13) Bob Lyle (Loyola, Ill.)	Jan. 15, 1955
100.0%	(10-10) Gabriel Mikulas (East Carolina)	Dec. 30, 2002
100.0%	(10-10) Morris Finley (UAB)	Mar. 13, 2003
100.0%	(10-10) Jeff Parris (Cal State Northridge)	Dec. 2, 2000

REBOUNDS

36	Paul Silas (Creighton)	Jan. 23, 1964
29	Jerry DuPont (Louisville)	Dec. 18, 1957
28	Dick Dzik (Detroit)	Mar. 4, 1964

ASSISTS

14	Brad Weston (Stetson)	Feb. 29, 1990
13	Negale Knight (Dayton)	Jan. 14, 1989
13	Dan Davis (Loyola-Marymount)	Dec. 30, 1967

BLOCKED SHOTS

7	Kelly Wise (Memphis)	Feb. 21, 1999
7	Michael Ruffin (Tulsa)	Dec. 5, 1998
7	Kelvin Cato (Iowa State)	Jan. 7, 1997
7	David Vaughn (Memphis)	Jan. 29, 1994
7	Benoit Benjamin (Creighton)	Jan. 17, 1984
7	Anthony Teachey (Wake Forest)	Feb. 6, 1983
7	Benoit Benjamin (Creighton)	Jan. 2, 1983
7	Tom Burleson (North Carolina State)	Mar. 25, 1974

STEALS

8	Alonzo Jamison (Kansas)	Dec. 1, 1990
---	-------------------------	--------------

FRESHMAN SEASON RECORDS

Points

1.	434
2.	383
3.	378
4.	322
5.	319
6.	311
7.	307
8.	299
9.	279
10.	263

Glenn Rivers	1980-81
Damon Key	1990-91
Bo Ellis	1973-74
Trevor Powell	1987-88
Brian Wardle	1997-98
Robb Logterman	1990-91
Roney Eford	1992-93
Russ Wittberger	1951-52
Dameon Mason	2003-04
Travis Diener	2001-02

Three-Point Field Goals Made

1.	57
2.	55
3.	54
4.	46
5.	43
6.	30
7.	29
8.	28
9.	27
10.	26

Travis Diener	2001-02
Steve Novak	2002-03
Robb Logterman	1990-91
Brian Wardle	1997-98
Mark Anglavar	1987-88
Anthony Pieper	1993-94
Roney Eford	1992-93
Tony Miller	1991-92
Cordell Henry	1998-99
Aaron Hutchins	1994-95

Rebounds

1.	264
2.	165
3.	161
4.	160
5.	138
6.	134
7.	132
8.	128
9.	127
10.	123

Bo Ellis	1973-74
Damon Key	1990-91
Trevor Powell	1987-88
Odartey Blankson	2000-01
Dameon Mason	2003-04
Tom Copa	1983-84
Jim McIlvaine	1990-91
Tony Miller	1991-92
Brian Wardle	1997-98
Oluoma Nnamaka	1998-99

Scoring Average

1.	14.0
2.	13.2
3.	12.2
4.	12.0
5.	11.9
6.	11.0
7.	10.7
8.	10.3
9.	9.2
10.	9.0

Glenn Rivers	1980-81
Damon Key	1990-91
Bo Ellis	1973-74
Russ Wittberger	1951-52
Trevor Powell	1987-88
Roney Eford	1992-93
Robb Logterman	1990-91
Brian Wardle	1997-98
Terrell Schlundt	1979-80
Dameon Mason	2003-04

Three-Point Field Goals Attempted

1.	157
2.	148
3.	129
4.	109
5.	101
6.	93
7.	84
8.	77
9.	72
10.	68

Brian Wardle	1997-98
Robb Logterman	1990-91
Travis Diener	2001-02
Steve Novak	2002-03
Mark Anglavar	1987-88
Anthony Pieper	1993-94
Cordell Henry	1998-99
Tony Miller	1991-92
Aaron Hutchins	1994-95
Roney Eford	1992-93

Rebounding Average

1.	8.5
2.	6.0
3.	5.7
4.	5.5
5.	4.9
6.	4.7
7.	4.5
8.	4.5
9.	4.4
10.	4.2

Bo Ellis	1973-74
Trevor Powell	1987-88
Damon Key	1990-91
Odartey Blankson	2000-01
Oluoma Nnamaka	1998-99
Jim McIlvaine	1990-91
Tom Copa	1983-84
Dameon Mason	2003-04
Tony Miller	1991-92
Roney Eford	1992-93

Field Goals Made

1.	182
2.	167
3.	151
4.	139
5.	122
6.	115
7.	109
8.	108
9.	103
10.	101

Glenn Rivers	1980-81
Bo Ellis	1973-74
Damon Key	1990-91
Trevor Powell	1987-88
Russ Wittberger	1951-52
Terrell Schlundt	1979-80
Brian Wardle	1997-98
Roney Eford	1992-93
Robb Logterman	1990-91
Tom Copa	1983-84
Dwayne Johnson	1981-82

Three-Point Field Goal Percentage (min. 40 3FGA)

1.	50.5% (55-109)
2.	44.2% (57-129)
3.	42.64% (43-101)
4.	42.57% (29-68)
5.	40.7% (22-54)
6.	36.5% (54-148)
7.	36.4% (28-77)
8.	36.1% (26-72)
9.	35.6% (16-45)
10.	32.3% (30-93)

Steve Novak	2002-03
Travis Diener	2001-02
Mark Anglavar	1987-88
Roney Eford	1992-93
Charles Brakes	1990-91
Robb Logterman	1990-91
Tony Miller	1991-92
Aaron Hutchins	1994-95
Odartey Blankson	2000-01
Anthony Pieper	1993-94

Assists

1.	221
2.	112
3.	93
4.	89
5.	86
6.	79
7.	69
8.	64
9.	62
10.	60

Tony Miller	1991-92
Glenn Rivers	1980-81
Cordell Henry	1998-99
Robb Logterman	1990-91
Travis Diener	2001-02
Mark Anglavar	1987-88
Michael Wilson	1978-79
Mandy Johnson	1981-82
Tony Smith	1986-87
Michael Sims	1984-85

Field Goals Attempted

1.	329
2.	312
3.	306
4.	294
5.	268
6.	267
7.	264
8.	237
9.	219
10.	218

Glenn Rivers	1980-81
Bo Ellis	1973-74
Brian Wardle	1997-98
Damon Key	1990-91
Terrell Schlundt	1979-80
Robb Logterman	1990-91
Trevor Powell	1987-88
Roney Eford	1992-93
Eugene Schramka	1949-50
Dameon Mason	2003-04

Free Throws Made

1.	80
2.	76
3.	70
4.	62
5.	61
6.	56
7.	55
8.	55
9.	55
10.	54

Damon Key	1990-91
Dameon Mason	2003-04
Glenn Rivers	1980-81
Roney Eford	1992-93
Tony Smith	1986-87
Shannon Smith	1991-92
Brian Wardle	1997-98
Jim McIlvaine	1990-91
Russ Wittberger	1951-52
Tom Copa	1983-84

Blocked Shots

1.	92
2.	29
3.	29
4.	25
5.	19
6.	15
7.	15
8.	14
9.	13
10.	12

Jim McIlvaine	1990-91
Trevor Powell	1987-88
Tom Copa	1983-84
Scott Merritt	2000-01
Charles Luter	1987-88
Oluoma Nnamaka	1998-99
Tony Reeder	1984-85
Rod Grosse	1987-88
Brian Wardle	1997-98
Amal McCaskill	1991-92
Tony Smith	1986-87

Field Goal Percentage (min. 200 FGA)

1.	55.3% (182-329)
2.	53.5% (167-312)
3.	52.7% (139-264)
4.	51.4% (151-294)
5.	50.5% (101-200)
6.	50.2% (101-201)
7.	45.8% (108-237)
8.	44.0% (96-218)
9.	42.9% (115-268)
10.	38.6% (103-267)

Glenn Rivers	1980-81
Bo Ellis	1973-74
Trevor Powell	1987-88
Damon Key	1990-91
Dwayne Johnson	1981-82
Tom Copa	1983-84
Roney Eford	1992-93
Dameon Mason	2003-04
Terrell Schlundt	1979-80
Robb Logterman	1990-91

Free Throws Attempted

1.	119
2.	107
3.	98
4.	92
5.	88
6.	83
7.	83
8.	81
9.	80
10.	80

Glenn Rivers	1980-81
Dameon Mason	2003-04
Damon Key	1990-91
Jim McIlvaine	1990-91
Russ Wittberger	1951-52
Tom Copa	1983-84
Grant Wittberger	1950-51
Tony Smith	1986-87
Oluoma Nnamaka	1998-99
Shannon Smith	1991-92

Steals

1.	61
2.	40
3.	40
4.	39
5.	37
6.	33
7.	32
8.	29
9.	27
10.	27

Glenn Rivers	1980-81
Tony Miller	1991-92
Tony Smith	1986-87
Travis Diener	2001-02
Mark Anglavar	1987-88
Kerry Trotter	1982-83
Michael Sims	1984-85
Cordell Henry	1998-99
Odartey Blankson	2000-01
Aaron Hutchins	1994-95
Anthony Candelino	1987-88

Free Throw Percentage (min. 70 FTA)

1.	81.6% (80-98)
2.	79.5% (62-78)
3.	77.5% (55-71)
4.	75.3% (61-81)
5.	71.0% (76-107)
6.	70.0% (56-80)
7.	65.1% (54-83)
8.	62.5% (55-88)
9.	61.0% (47-77)
10.	59.8% (55-92)

Damon Key	1990-91
Roney Eford	1992-93
Brian Wardle	1997-98
Tony Smith	1986-87
Dameon Mason	2003-04
Shannon Smith	1991-92
Tom Copa	1983-84
Russ Wittberger	1951-52
Dwayne Johnson	1981-82
Jim McIlvaine	1990-91

SOPHOMORE SEASON RECORDS

Points

1.	571	Dwyane Wade	2001-02
2.	523	George Thompson	1966-67
3.	520	Jim Chones	1970-71
4.	475	Dean Meminger	1968-69
5.	470	Mike Moran	1956-57
6.	465	Russ Wittberger	1952-53
7.	450	Tom Flynn	1963-64
8.	448	Maurice Lucas	1972-73
9.	441	Bo Ellis	1974-75
10.	433	Aaron Hutchins	1994-95

Scoring Average

1.	20.4	Mike Moran	1956-57
2.	19.4	Russ Wittberger	1952-53
3.	18.0	George Thompson	1966-67
4.	17.9	Jim Chones	1970-71
5.	17.8	Dwyane Wade	2001-02
6.	17.3	Tom Flynn	1963-64
7.	16.4	Dean Meminger	1968-69
8.	16.3	Bo Ellis	1974-75
9.	15.4	Maurice Lucas	1972-73
10.	15.2	Terry Rand	1953-54

Field Goals Made

1.	230	Jim Chones	1970-71
2.	223	Dwyane Wade	2001-02
3.	200	George Thompson	1966-67
4.	189	Tom Flynn	1963-64
5.	186	Maurice Lucas	1972-73
6.	184	Trevor Powell	1988-89
7.	174	Bo Ellis	1974-75
8.	173	Glenn Rivers	1981-82
9.	172	Dean Meminger	1968-69
10.	170	Mike Moran	1956-57

Field Goals Attempted

1.	458	Dwyane Wade	2001-02
2.	457	Tom Flynn	1963-64
3.	409	Dean Meminger	1968-69
4.	401	Jim Chones	1970-71
5.	400	George Thompson	1966-67
6.	400	Mike Moran	1956-57
7.	383	Don Kojis	1958-59
8.	382	Glenn Rivers	1981-82
9.	374	Maurice Lucas	1972-73
10.	371	Ron Glaser	1960-61

Field Goal Percentage (min. 200 FGA)

1.	57.7% (146-253)	Damon Key	1991-92
2.	57.4% (230-401)	Jim Chones	1970-71
3.	52.7% (184-349)	Trevor Powell	1988-89
4.	52.3% (136-260)	Tony Smith	1987-88
5.	50.0% (200-400)	George Thompson	1966-67
6.	49.8% (186-374)	Maurice Lucas	1972-73
7.	49.7% (146-294)	Dwayne Johnson	1982-83
8.	48.7% (223-458)	Dwyane Wade	2001-02
9.	48.5% (174-359)	Bo Ellis	1974-75
10.	48.2% (124-257)	Robb Logterman	1991-92

Three-Point Field Goals Made

1.	89	Steve Novak	2003-04
2.	73	Anthony Pieper	1994-95
3.	71	Aaron Hutchins	1995-96
4.	69	Travis Diener	2002-03
5.	69	Robb Logterman	1991-92
6.	53	Mark Anglavar	1988-89
7.	46	Tony Miller	1992-93
8.	39	Roney Eford	1993-94
9.	37	Todd Townsend	2002-03
10.	36	Brian Wardle	1998-99

Three-Point Field Goals Attempted

1.	207	Steve Novak	2003-04
2.	195	Anthony Pieper	1994-95
3.	192	Aaron Hutchins	1995-96
4.	190	Travis Diener	2002-03
5.	155	Robb Logterman	1991-92
6.	110	John Cliff	1997-98
7.	109	Cordell Henry	1999-00
8.	101	Brian Wardle	1998-99
9.	99	Mark Anglavar	1988-89
10.	98	Tony Miller	1992-93

Three-Point Field Goal Percentage (min. 40 3FGA)

1.	53.5% (53-99)	Mark Anglavar	1988-89
2.	46.9% (46-98)	Tony Miller	1992-93
3.	44.5% (69-155)	Robb Logterman	1991-92
4.	43.0% (89-207)	Steve Novak	2003-04
5.	40.6% (39-96)	Roney Eford	1993-94
6.	38.1% (37-97)	Todd Townsend	2002-03
7.	37.8% (17-45)	Chris Crawford	1994-95
8.	37.4% (73-195)	Anthony Pieper	1994-95
9.	36.97% (71-192)	Aaron Hutchins	1995-96
10.	36.95% (17-46)	Ron Curry	1990-91

Free Throws Made

1.	143	Russ Wittberger	1952-53
2.	131	Dean Meminger	1968-69
3.	130	Mike Moran	1956-57
4.	126	Bob Wolf	1964-65
5.	123	George Thompson	1966-67
6.	107	Dwyane Wade	2001-02
7.	104	Bob Walczak	1954-55
8.	103	Rube Schulz	1952-53
9.	100	Anthony Pieper	1994-95
10.	99	Don Kojis	1958-59

Free Throws Attempted

1.	233	Dean Meminger	1968-69
2.	199	Russ Wittberger	1952-53
3.	192	Mike Moran	1956-57
4.	187	George Thompson	1966-67
5.	179	Bob Wolf	1964-65
6.	171	Don Kojis	1958-59
7.	155	Dwyane Wade	2001-02
8.	146	Terry Rand	1953-54
9.	140	Rube Schulz	1952-53
10.	136	Jim McCoy	1956-57

Free Throw Percentage (min. 70 FTA)

1.	88.1% (104-118)	Bob Walczak	1954-55
2.	86.0% (86-100)	Brian Brunkhorst	1965-66
3.	84.9% (90-106)	Aaron Hutchins	1995-96
4.	81.3% (74-91)	Travis Diener	2002-03
5.	75.8% (94-124)	Ron Glaser	1960-61
6.	75.6% (90-119)	Damon Key	1991-92
7.	75.4% (95-126)	Jim McIlvaine	1991-92
8.	74.4% (96-129)	Larry McNeill	1971-72
9.	74.1% (100-135)	Anthony Pieper	1994-95
10.	73.9% (88-119)	Tony Smith	1987-88

Rebounds

1.	376	Don Kojis	1958-59
2.	333	Jim Chones	1970-71
3.	315	Maurice Lucas	1972-73
4.	305	Paul Carbins	1964-65
5.	284	Bo Ellis	1974-75
6.	268	Terry Rand	1953-54
7.	266	Larry McNeill	1971-72
8.	264	Tom Flynn	1963-64
9.	256	Mike Moran	1956-57
10.	230	Grant Wittberger	1950-51

Rebounding Average

1.	13.0	Don Kojis	1958-59
2.	11.7	Paul Carbins	1964-65
3.	11.4	Jim Chones	1970-71
4.	11.1	Mike Moran	1956-57
5.	10.8	Maurice Lucas	1972-73
6.	10.51	Bo Ellis	1974-75
7.	10.45	Grant Wittberger	1950-51
8.	10.3	Terry Rand	1953-54
9.	10.1	Tom Flynn	1963-64
10.	10.0	Jay Schauer	1955-56

Assists

1.	215	Aaron Hutchins	1995-96
2.	213	Tony Miller	1992-93
3.	184	Travis Diener	2002-03
4.	170	Glenn Rivers	1981-82
5.	138	Lloyd Walton	1973-74
6.	133	Kerry Trotter	1983-84
7.	112	Allie McGuire	1970-71
8.	110	Dwyane Wade	2001-02
9.	109	Marcus Washington	1971-72
10.	104	Michael Sims	1985-86

Blocked Shots

1.	86	Jim McIlvaine	1991-92
2.	36	Dwyane Wade	2001-02
3.	32	Amal McCaskill	1993-94
4.	32	Trevor Powell	1988-89
5.	30	Faisal Abraham	1994-95
6.	27	Scott Merritt	2001-02
7.	22	Ron Curry	1990-91
8.	22	Dwayne Johnson	1982-83
9.	21	Tom Copa	1984-85
10.	18	John Mueller	1998-99

Steals

1.	79	Dwyane Wade	2001-02
2.	71	Michael Wilson	1979-80
3.	65	Glenn Rivers	1981-82
4.	52	Tony Smith	1987-88
5.	52	Mandy Johnson	1982-83
6.	47	Travis Diener	2002-03
7.	46	Kerry Trotter	1983-84
8.	45	Michael Sims	1985-86
9.	43	Aaron Hutchins	1995-96
10.	41	Tony Miller	1992-93

JUNIOR SEASON RECORDS

Points

1.	710
2.	664
3.	618
4.	584
5.	571
6.	546
7.	523
8.	511
9.	491
10.	403

Scoring Average

1.	22.8
2.	22.0
3.	21.5
4.	20.9
5.	20.5
6.	19.8
7.	18.8
8.	18.0
9.	17.7
10.	17.6

Field Goals Made

1.	252
2.	251
3.	239
4.	218
5.	215
6.	211
7.	209
8.	192
9.	191
10.	184

Field Goals Attempted

1.	507
2.	501
3.	501
4.	481
5.	452
6.	441
7.	430
8.	429
9.	424
10.	424

Field Goal Percentage (min. 200 FGA)

1.	59.2% (138-233)
2.	56.2% (141-251)
3.	55.6% (153-275)
4.	55.4% (158-289)
5.	53.5% (139-260)
6.	51.7% (150-290)
7.	51.6% (180-349)
8.	51.5% (136-264)
9.	51.3% (177-345)
10.	51.1% (134-262)

Dwyane Wade	2002-03
George Thompson	1967-68
Butch Lee	1976-77
Travis Diener	2003-04
Bob Wolf	1965-66
Dean Meminger	1969-70
Don Kojis	1959-60
Larry McNeill	1972-73
Maurice Lucas	1973-74
Trevor Powell	1989-90

George Thompson	1967-68
Bob Wolf	1965-66
Dwyane Wade	2002-03
Don Kojis	1959-60
Jim Chones	1971-72
Butch Lee	1976-77
Dean Meminger	1969-70
Travis Diener	2003-04
Gene Berce	1947-48
Larry McNeill	1972-73

George Thompson	1967-68
Dwyane Wade	2002-03
Butch Lee	1976-77
Don Kojis	1959-60
Bob Wolf	1965-66
Maurice Lucas	1973-74
Larry McNeill	1972-73
Trevor Powell	1989-90
David Boone	1985-86
Dean Meminger	1969-70

George Thompson	1967-68
Dwyane Wade	2002-03
Butch Lee	1976-77
Don Kojis	1959-60
Bob Wolf	1965-66
Larry McNeill	1972-73
Tom Flynn	1964-65
Maurice Lucas	1973-74
Walt Mangham	1958-59
Travis Diener	2003-04

Ron Curry	1991-92
Tyrone Baldwin	1988-89
Tony Smith	1988-89
Michael Wilson	1980-81
Gary Brell	1969-70
Jerome Whitehead	1976-77
Jim Chones	1971-72
Damon Key	1992-93
Dwayne Johnson	1983-84
Amal McCaskill	1994-95

Three-Point Field Goals Made

1.	90
2.	65
3.	65
4.	62
5.	55
6.	50
7.	49
8.	48
9.	46
10.	41

Three-Point Field Goals Attempted

1.	200
2.	185
3.	184
4.	162
5.	143
6.	132
7.	125
8.	124
9.	120
10.	110

Three-Point Field Goal Percentage (min. 40 3FGA)

1.	45.0% (40-200)
2.	43.6% (48-110)
3.	40.0% (50-125)
4.	38.5% (55-143)
5.	38.3% (62-162)
6.	37.12% (49-132)
7.	37.09% (46-124)
8.	35.3% (65-184)
9.	35.1% (65-185)
10.	34.5% (29-84)

Free Throws Made

1.	194
2.	178
3.	160
4.	150
5.	143
6.	136
7.	112
8.	110
9.	110
10.	106

Free Throws Attempted

1.	279
2.	249
3.	247
4.	198
5.	180
6.	172
7.	162
8.	159
9.	154
10.	149

Free Throw Percentage (min. 70 FTA)

1.	88.3% (136-154)
2.	87.2% (150-172)
3.	86.9% (93-107)
4.	81.4% (110-135)
5.	80.3% (102-127)
6.	80.2% (85-106)
7.	78.3% (101-129)
8.	78.3% (94-120)
9.	77.9% (194-249)
10.	77.7% (94-121)

Travis Diener	2003-04
Aaron Hutchins	1996-97
Mark Anglavar	1989-90
Anthony Pieper	1995-96
John Cliff	1998-99
Brian Wardle	1999-00
Roney Eford	1994-95
Mike Flory	1986-87
Robb Logterman	1992-93
Tony Miller	1993-94

Travis Diener	2003-04
Mark Anglavar	1989-90
Aaron Hutchins	1996-97
Anthony Pieper	1995-96
John Cliff	1998-99
Roney Eford	1994-95
Brian Wardle	1999-00
Robb Logterman	1992-93
Tony Miller	1993-94
Mike Flory	1986-87

Travis Diener	2003-04
Mike Flory	1986-87
Brian Wardle	1999-00
John Cliff	1998-99
Anthony Pieper	1995-96
Roney Eford	1994-95
Robb Logterman	1992-93
Aaron Hutchins	1996-97
Mark Anglavar	1989-90
Chris Crawford	1995-96

Dwyane Wade	2002-03
Dean Meminger	1969-70
George Thompson	1967-68
Butch Lee	1976-77
Bob Wolf	1965-66
Travis Diener	2003-04
Terry Rand	1954-55
Brian Brunkhorst	1966-67
Rube Schutz	1953-54
Tom Flynn	1964-65

Dean Meminger	1969-70
Dwyane Wade	2002-03
George Thompson	1967-68
Bob Wolf	1965-66
Terry Rand	1954-55
Butch Lee	1976-77
Ric Cobb	1968-69
Gene Berce	1947-48
Travis Diener	2003-04
Tom Flynn	1964-65

Travis Diener	2003-04
Butch Lee	1976-77
Damon Key	1992-93
Brian Brunkhorst	1966-67
Ron Glaser	1961-62
Michael Sims	1986-87
Oluoma Nnamaka	2000-01
Brian Wardle	1999-00
Dwyane Wade	2002-03
Scott Merritt	2002-03

Rebounds

1.	396
2.	384
3.	372
4.	349
5.	328
6.	319
7.	297
8.	288
9.	281
10.	279

Rebounding Average

1.	15.4
2.	14.7
3.	14.0
4.	12.8
5.	11.9
6.	11.4
7.	10.6
8.	10.6
9.	10.5
10.	9.9

Assists

1.	274
2.	209
3.	187
4.	172
5.	159
6.	158
7.	150
8.	145
9.	128
10.	126

Blocked Shots

1.	79
2.	76
3.	58
4.	47
5.	43
6.	40
7.	39
8.	32
9.	31
10.	30

Steals

1.	89
2.	77
3.	75
4.	73
5.	71
6.	62
7.	55
8.	52
9.	45
10.	41

Terry Rand	1954-55
Don Kojis	1959-60
Walt Mangham	1958-59
John Glaser	1956-57
Maurice Lucas	1973-74
David Boone	1985-86
Paul Carbins	1965-66
Larry McNeill	1972-73
Ric Cobb	1968-69
Amal McCaskill	1994-95

Don Kojis	1959-60
Terry Rand	1954-55
John Glaser	1956-57
Walt Mangham	1958-59
Jim Chones	1971-72
Paul Carbins	1965-66
David Boone	1985-86
Maurice Lucas	1973-74
Tom Flynn	1964-65
Larry McNeill	1972-73

Tony Miller	1993-94
Sam Worthen	1978-79
Travis Diener	2003-04
Aaron Hutchins	1996-97
Lloyd Walton	1974-75
Tony Smith	1988-89
Kevin Johnson	1985-86
Dwyane Wade	2002-03
Cordell Henry	2000-01
Glenn Rivers	1982-83

Jim McIlvaine	1992-93
Amal McCaskill	1994-95
Faisal Abraham	1995-96
Dwayne Johnson	1983-84
Dwyane Wade	2002-03
Walter Downing	1984-85
Scott Merritt	2002-03
Trevor Powell	1989-90
Roney Eford	1994-95
Tyrone Baldwin	1988-89

Michael Wilson	1980-81
Glenn Rivers	1982-83
Mandy Johnson	1983-84
Michael Sims	1986-87
Dwyane Wade	2002-03
Aaron Hutchins	1996-97
Kevin Johnson	1985-86
Tony Miller	1993-94
Tony Smith	1988-89
Mike Barger	1997-98
Travis Diener	2003-04

SENIOR SEASON RECORDS

Points

1.	689	Tony Smith	1989-90
2.	616	Dean Meminger	1970-71
3.	586	George Thompson	1968-69
4.	578	Don Kojis	1960-61
5.	548	Oliver Lee	1980-81
6.	544	Brian Wardle	2000-01
7.	543	Bernard Toone	1978-79
8.	534	Bob Wolf	1966-67
9.	531	Earl Tatum	1975-76
10.	526	Mike Moran	1958-59

Three-Point Field Goals Attempted

1.	187	Tony Miller	1994-95
2.	178	John Cliff	1999-00
3.	170	Brian Wardle	2000-01
4.	168	Robb Logterman	1993-94
5.	144	Aaron Hutchins	1997-98
6.	133	Cordell Henry	2001-02
7.	116	Mark Anglavar	1990-91
8.	114	Anthony Pieper	1996-97
9.	113	Mike Bagen	1998-99
10.	94	Roney Eford	1995-96

Rebounds

1.	462	Don Kojis	1960-61
2.	341	Walt Mangham	1959-60
3.	314	Terry Rand	1955-56
4.	273	Jim McIlvaine	1993-94
5.	269	Robert Byrd	1979-80
6.	266	Amal McCaskill	1995-96
7.	266	Bo Ellis	1976-77
8.	264	Ric Cobb	1969-70
9.	260	Damon Key	1993-94
10.	259	Gary Brell	1970-71

Scoring Average

1.	23.8	Tony Smith	1989-90
2.	21.4	Don Kojis	1960-61
3.	21.2	Dean Meminger	1970-71
4.	20.3	Terry Rand	1955-56
5.	20.2	George Thompson	1968-69
6.	18.8	Brian Wardle	2000-01
7.	18.7	Bernard Toone	1978-79
8.	18.4	Bob Wolf	1966-67
9.	18.3	Earl Tatum	1975-76
10.	18.1	Mike Moran	1958-59

Three-Point Field Goal Percentage (min. 40 3FGA)

1.	47.4% (55-116)	Mark Anglavar	1990-91
2.	46.0% (23-50)	David Diggs	2001-02
3.	44.6% (75-168)	Robb Logterman	1993-94
4.	41.4% (36-87)	Tony Smith	1989-90
5.	41.0% (59-144)	Aaron Hutchins	1997-98
6.	40.4% (46-114)	Anthony Pieper	1996-97
7.	38.4% (33-86)	Chris Crawford	1996-97
8.	38.2% (65-170)	Brian Wardle	2000-01
9.	37.6% (50-133)	Cordell Henry	2001-02
	37.6% (67-178)	John Cliff	1999-00

Rebounding Average

1.	17.1	Don Kojis	1960-61
2.	13.7	Walt Mangham	1959-60
3.	13.0	Terry Rand	1955-56
4.	10.1	John Glaser	1957-58
5.	10.0	Robert Byrd	1979-80
6.	9.0	Tom Flynn	1965-66
7.	8.9	Gary Brell	1970-71
8.	8.9	Amal McCaskill	1995-96
9.	8.8	David Boone	1986-87
10.	8.8	Dave Erickson	1962-63

Field Goals Made

1.	241	Earl Tatum	1975-76
2.	240	Tony Smith	1989-90
3.	236	Bernard Toone	1978-79
4.	232	Oliver Lee	1980-81
5.	232	Don Kojis	1960-61
6.	216	Dean Meminger	1970-71
7.	206	George Thompson	1968-69
8.	205	Bob Wolf	1966-67
9.	203	Ron Glaser	1962-63
10.	201	Michael Wilson	1981-82

Free Throws Made

1.	184	Dean Meminger	1970-71
2.	174	George Thompson	1968-69
3.	173	Tony Smith	1989-90
4.	150	Rube Schulz	1954-55
5.	136	Mike Moran	1958-59
6.	132	Terry Rand	1955-56
7.	131	Butch Lee	1977-78
8.	129	Brian Wardle	2000-01
9.	127	Robert Jackson	2002-03
10.	124	Brad Luchini	1967-68
	124	Bob Wolf	1966-67

Assists

1.	248	Tony Miller	1994-95
2.	183	Lloyd Walton	1975-76
3.	175	Sam Worthen	1979-80
4.	167	Tony Smith	1989-90
5.	144	Jim Boylan	1977-78
6.	143	Mark Anglavar	1990-91
7.	137	Butch Lee	1977-78
8.	123	Michael Wilson	1981-82
9.	122	Allie McGuire	1972-73
10.	120	Michael Sims	1987-88
	120	Kerry Trotter	1985-86

Field Goals Attempted

1.	536	Don Kojis	1960-61
2.	493	Earl Tatum	1975-76
3.	485	Tony Smith	1989-90
4.	483	Bernard Toone	1978-79
5.	468	Walt Mangham	1959-60
6.	458	Oliver Lee	1980-81
7.	443	George Thompson	1968-69
8.	433	Brian Wardle	2000-01
9.	428	Dick Nixon	1962-63
10.	427	Bob Wolf	1966-67

Free Throws Attempted

1.	250	Dean Meminger	1970-71
2.	240	George Thompson	1968-69
3.	206	Mike Moran	1958-59
4.	205	Terry Rand	1955-56
5.	203	Rube Schulz	1954-55
6.	202	Tony Smith	1989-90
7.	174	Don Kojis	1960-61
8.	172	Bob Wolf	1966-67
9.	166	Ric Cobb	1969-70
10.	164	Jim McIlvaine	1993-94

Blocked Shots

1.	142	Jim McIlvaine	1993-94
2.	84	Faisal Abraham	1996-97
3.	55	Amal McCaskill	1995-96
4.	40	Walter Downing	1985-86
5.	37	Mike Bagen	1998-99
6.	32	Richard Shaw	1997-98
7.	27	Abel Joseph	1997-98
8.	24	Tyrone Baldwin	1989-90
9.	24	Terrell Schlundt	1982-83
10.	22	Chris Crawford	1996-97
	22	Scott Merritt	2003-04

Field Goal Percentage (min. 200 FGA)

1.	59.8% (165-276)	Jerome Whitehead	1977-78
2.	58.4% (142-243)	Trevor Powell	1990-91
3.	58.0% (158-272)	Ric Cobb	1969-70
4.	55.7% (191-343)	Robert Jackson	2002-03
5.	55.2% (137-248)	Odell Ball	1978-79
6.	54.1% (164-303)	Ron Curry	1992-93
7.	52.8% (170-322)	Jim McIlvaine	1993-94
8.	52.0% (180-346)	David Boone	1986-87
9.	51.3% (177-345)	Dwayne Johnson	1983-84
10.	50.9% (142-279)	Tyrone Baldwin	1989-90

Free Throw Percentage (min. 100 FTA)

1.	87.9% (131-149)	Butch Lee	1977-78
2.	86.3% (107-124)	Brad Luchini	1967-68
3.	85.6% (173-202)	Tony Smith	1989-90
4.	83.8% (129-154)	Brian Wardle	2000-01
5.	83.0% (88-106)	Cordell Henry	2001-02
6.	81.6% (101-124)	David Boone	1986-87
7.	81.0% (85-105)	Brian Brunkhorst	1967-68
8.	80.2% (105-131)	Kerry Trotter	1985-86
9.	79.8% (91-114)	Pat Foley	1987-88
10.	77.9% (127-163)	Robert Jackson	2002-03

Steals

1.	87	Mandy Johnson	1984-85
2.	65	Michael Wilson	1981-82
3.	53	Tony Smith	1989-90
4.	52	Tony Miller	1994-95
5.	47	Kerry Trotter	1985-86
6.	41	Marcus West	1997-98
7.	40	Ron Curry	1992-93
8.	38	Michael Sims	1987-88
9.	38	Sam Worthen	1979-80
10.	36	Mike Bagen	1998-99
	36	Artie Green	1980-81

Three-Point Field Goals Made

1.	75	Robb Logterman	1993-94
2.	67	John Cliff	1999-00
3.	65	Brian Wardle	2000-01
4.	63	Tony Miller	1994-95
5.	59	Aaron Hutchins	1997-98
6.	55	Mark Anglavar	1990-91
7.	50	Cordell Henry	2001-02
8.	46	Anthony Pieper	1996-97
9.	42	Mike Bagen	1998-99
10.	36	Tony Smith	1989-90

ALL-TIME CONFERENCE HONORS/RECORDS

Midwestern Collegiate Conference 1989-90 to 1990-91

1989-90, 9-5, third place

Travis Powell All-Midwestern Collegiate Conference Second Team
Tony Smith All-Midwestern Collegiate Conference First Team

1990-91, 7-7, fifth place (tie)

Damon Key Midwestern Collegiate Conference All-Newcomer Team

Great Midwest Conference 1991-92 to 1994-95

1991-92, 5-5, third place

Ron Curry All-Great Midwest Conference Second Team
Damon Key All-Great Midwest Conference Second Team
Tony Miller Great Midwest Conference All-Newcomer Team

1992-93, 6-4, third place

Ron Curry All-Great Midwest Conference First Team
Roney Eford Great Midwest Conference Newcomer of the Year
Great Midwest Conference All-Newcomer Team
Damon Key All-Great Midwest Conference Second Team
Tony Miller All-Great Midwest Conference Second Team
Kevin O'Neill Ray Meyer Co-Coach of the Year

1993-94, 10-2, first place

Abel Joseph Great Midwest Conference All-Academic Team
Damon Key All-Great Midwest Conference Second Team
Jim Melvaine Great Midwest Conference Player of the Year
All-Great Midwest Conference First Team
Tony Miller All-Great Midwest Conference Second Team
Kevin O'Neill Ray Meyer Coach of the Year

1994-95, 7-5, third place

Roney Eford All-Great Midwest Conference Second Team
Tony Miller All-Great Midwest Conference Second Team



**GREAT
THE MIDWEST
CONFERENCE**



Conference USA

1995-96 to present

1995-96, 8-4, third place; C-USA Tournament Runners-Up

Amal McCaskill All-Conference USA Second Team
Aaron Hutchins All-Conference USA Honorable Mention
Conference USA All-Tournament Team
Anthony Pieper Conference USA All-Tournament Team

1996-97, 9-5, fifth place, C-USA Tournament Champions

Chris Crawford All-Conference USA Third Team
Conference USA All-Tournament Team
Aaron Hutchins All-Conference USA Second Team
Conference USA All-Tournament Team
Conference USA Tournament MVP
Bart Miller Conference USA Commissioner's Academic Medal
John Polonowski Conference USA Commissioner's Honor Roll

1997-98, 8-8, seventh place

Aaron Hutchins All-Conference USA Second Team
Bart Miller Conference USA Commissioner's Academic Medal
John Polonowski Conference USA Commissioner's Honor Roll
Brian Wardle Conference USA Sixth Man of the Year
Conference USA All-Freshmen Team

1998-99, 6-10, 10th place

Bart Miller Conference USA Commissioner's Academic Medal
David Diggs Conference USA Commissioner's Honor Roll
Pat Duffy Conference USA Commissioner's Honor Roll
John Polonowski Conference USA Commissioner's Honor Roll

1999-00, 8-8, 4th place American Division

Brian Wardle All-Conference USA Second Team
Bart Miller C-USA Men's Basketball Scholar-Athlete of the Year
Conference USA Commissioner's Academic Medal
David Diggs Conference USA Commissioner's Honor Roll

2000-01, 9-7, 3rd place American Division

Brian Wardle All-Conference USA First Team
Cordell Henry All-Conference USA Third Team
Odarrey Blankson Conference USA All-Freshman Team
Brian Barone Conference USA Commissioner's Honor Roll
David Diggs Conference USA Commissioner's Honor Roll
Pat Duffy Conference USA Commissioner's Honor Roll

2001-02, 13-3, 2nd place American Division

Dwyane Wade All-Conference USA First Team
Cordell Henry All-Conference USA Second Team
Conference USA All-Tournament Team
Travis Diener Conference USA All-Freshman Team
David Diggs Conference USA Commissioner's Honor Roll
Tom Crean Ray Meyer Coach of the Year

2002-03, 14-2, 1st place American Division

C-USA Regular-Season Champions
Dwyane Wade Conference USA Player of the Year
Conference USA Defensive Player of the Year
All-Conference USA First Team
Travis Diener All-Conference USA Second Team
Robert Jackson All-Conference USA Second Team
Steve Novak Conference USA All-Freshman Team
Conference USA Sixth Man of the Year
Tom Crean Ray Meyer Coach of the Year

2003-04, 8-8, 8th place

Travis Diener All-Conference USA First Team
Dameon Mason Conference USA All-Freshman Team

CONFERENCE USA CAREER LEADERS

Points

1.	963	Brian Wardle	1998-2001
2.	740	Cordell Henry	1999-02
3.	624	Travis Diener	2001-present
4.	604	Dwyane Wade	2002-03
5.	595	Oluoma Nnamaka	1999-02
6.	529	Aaron Hutchins	1996-98
7.	523	John Cliff	1997-2000
8.	494	Scott Merritt	2000-04
9.	344	Mike Borgen	1996-99
10.	330	Chris Crawford	1996-97

Three-Point Field Goals Attempted

1.	326	Brian Wardle	1998-2001
2.	290	John Cliff	1997-2000
3.	257	Travis Diener	2001-present
4.	233	Cordell Henry	1999-02
5.	228	Aaron Hutchins	1996-98
6.	167	Steve Novak	2002-present
7.	164	Mike Borgen	1996-99
8.	115	Anthony Pieper	1996-97
9.	79	Oluoma Nnamaka	1999-02
10.	78	Chris Crawford	1996-97

Rebounds

1.	357	Oluoma Nnamaka	1999-02
2.	327	Scott Merritt	2000-04
3.	263	Brian Wardle	1998-2001
4.	235	Jon Harris	1999-02
5.	219	Mike Borgen	1996-99
6.	209	Dwyane Wade	2002-03
7.	206	Jarrod Lovette	1996-99
8.	189	Odartey Blankson	2001-02
9.	184	Cordell Henry	1999-02
10.	173	John Cliff	1997-00

Scoring Average

1.	18.9	Dwyane Wade	2002-03
2.	15.1	Brian Wardle	1998-2001
3.	14.4	Robert Jackson	2003
4.	14.4	Roney Eford	1996
5.	13.0	Travis Diener	2001-present
6.	12.9	Aaron Hutchins	1996-98
7.	12.6	Amal McCaskill	1996
8.	11.8	Chris Crawford	1996-97
9.	11.6	Cordell Henry	1999-02
10.	10.9	Anthony Pieper	1996-97

Three-Point Field Goal Percentage (min. 40 3FGA)

1.	46.1% (77-167)	Steve Novak	2002-present
2.	42.0% (108-257)	Travis Diener	2001-present
3.	40.5% (17-42)	Roney Eford	1996
4.	40.0% (46-115)	Anthony Pieper	1996-97
5.	37.8% (17-45)	Dwyane Wade	2002-03
6.	33.8% (24-71)	Todd Townsend	2001-present
7.	36.8% (120-326)	Brian Wardle	1998-2001
8.	35.9% (28-78)	Chris Crawford	1996-97
9.	34.1% (56-164)	Mike Borgen	1996-99
10.	32.9% (26-79)	Oluoma Nnamaka	1999-02

Rebounding Average

1.	7.9	Amal McCaskill	1996
2.	6.7	Robert Jackson	2003
3.	6.5	Dwyane Wade	2001-03
4.	6.1	Roney Eford	1996
5.	5.9	Odartey Blankson	2001-02
6.	5.7	Faisal Abraham	1996-97
7.	5.6	Oluoma Nnamaka	1999-02
8.	5.1	Scott Merritt	2000-04
9.	4.7	Jarrod Lovette	1996-99
10.	4.4	Chris Crawford	1996-97

Field Goals Made

1.	320	Brian Wardle	1998-2001
2.	259	Cordell Henry	1999-02
3.	219	Dwyane Wade	2002-03
4.	200	Oluoma Nnamaka	1999-02
5.	189	John Cliff	1997-2000
6.	182	Travis Diener	2001-present
7.	170	Aaron Hutchins	1996-98
8.	170	Scott Merritt	2000-04
9.	127	Mike Borgen	1996-99
10.	113	Chris Crawford	1996-97

Free Throws Made

1.	203	Brian Wardle	1998-2001
2.	169	Oluoma Nnamaka	1999-02
3.	153	Scott Merritt	2000-04
4.	152	Travis Diener	2001-present
5.	149	Dwyane Wade	2002-03
6.	147	Cordell Henry	1999-02
7.	111	Aaron Hutchins	1996-98
8.	76	Chris Crawford	1996-97
9.	71	Jarrod Lovette	1996-99
10.	65	Robert Jackson	2003
	65	Anthony Pieper	1996-97

Assists

1.	244	Cordell Henry	1999-02
2.	212	Travis Diener	2001-present
3.	206	Aaron Hutchins	1996-98
4.	119	Brian Wardle	1998-2001
5.	113	Dwyane Wade	2002-03
6.	92	Mike Borgen	1996-99
7.	74	Marcus West	1997-98
8.	71	Scott Merritt	2000-04
9.	70	Oluoma Nnamaka	1999-02
10.	52	Brian Barone	2000-2001

Field Goals Attempted

1.	819	Brian Wardle	1998-2001
2.	647	Cordell Henry	1999-02
3.	521	John Cliff	1997-2000
4.	474	Aaron Hutchins	1996-98
5.	451	Travis Diener	2001-present
6.	449	Dwyane Wade	2002-03
7.	424	Oluoma Nnamaka	1999-02
8.	389	Scott Merritt	2000-04
9.	341	Mike Borgen	1996-99
10.	280	Chris Crawford	1996-97

Free Throws Attempted

1.	242	Brian Wardle	1998-2001
2.	236	Oluoma Nnamaka	1999-02
3.	211	Scott Merritt	2000-04
4.	199	Dwyane Wade	2002-03
5.	179	Travis Diener	2001-present
6.	174	Cordell Henry	1999-02
7.	142	Aaron Hutchins	1996-98
8.	103	Chris Crawford	1996-97
9.	99	Jon Harris	1999-02
	99	Jarrod Lovette	1996-99

Blocked Shots

1.	55	Faisal Abraham	1996-97
2.	51	Scott Merritt	2000-04
3.	45	Dwyane Wade	2002-03
4.	42	Mike Borgen	1996-99
5.	31	Amal McCaskill	1996
6.	25	Oluoma Nnamaka	1999-02
7.	24	Richard Shaw	1996-98
8.	23	Abel Joseph	1997-98
9.	19	Terry Sanders	2000-04
10.	17	John Mueller	1998-2001

Field Goal Percentage (min. 100 FGA)

1.	60.4% (61-101)	Faisal Abraham	1996-97
2.	59.0% (72-122)	Amal McCaskill	1996
3.	52.4% (86-164)	Jon Harris	1999-02
4.	51.6% (83-161)	Robert Jackson	2003
5.	50.0% (113-226)	Dwyane Wade	2001-03
6.	49.2% (68-138)	Richard Shaw	1996-98
7.	48.7% (219-449)	Dwyane Wade	2002-03
8.	47.2% (200-424)	Oluoma Nnamaka	1999-02
9.	47.1% (90-191)	Odartey Blankson	2001-02
10.	46.5% (73-157)	Roney Eford	1996

Free Throw Percentage (min. 42 FTA)

1.	84.9% (152-179)	Travis Diener	2001-present
2.	84.4% (147-174)	Cordell Henry	1999-02
	84.4% (65-77)	Robert Jackson	2003
4.	83.8% (203-242)	Brian Wardle	1998-2001
5.	80.2% (65-81)	Anthony Pieper	1996-97
6.	78.2% (111-142)	Aaron Hutchins	1996-98
7.	74.8% (149-199)	Dwyane Wade	2002-03
8.	73.8% (76-103)	Chris Crawford	1996-97
9.	72.5% (94-129)	Scott Merritt	2000-04
10.	71.8% (51-71)	John Cliff	1997-00

Steals

1.	85	Dwyane Wade	2002-03
2.	66	Cordell Henry	1999-02
3.	62	Travis Diener	2001-present
4.	50	Aaron Hutchins	1996-98
5.	47	Oluoma Nnamaka	1999-02
	47	Mike Borgen	1996-99
7.	46	John Cliff	1997-00
8.	41	Brian Wardle	1998-2001
9.	37	Scott Merritt	2000-04
10.	30	Jon Harris	1999-02
	30	Odartey Blankson	2001-02

Three-Point Field Goals Made

1.	120	Brian Wardle	1998-2001
2.	108	Travis Diener	2001-present
3.	94	John Cliff	1997-2000
4.	77	Steve Novak	2002-present
5.	75	Cordell Henry	1999-02
6.	74	Aaron Hutchins	1996-98
7.	56	Mike Borgen	1996-99
8.	46	Anthony Pieper	1996-97
9.	28	Chris Crawford	1996-97
10.	26	Oluoma Nnamaka	1999-02

CONFERENCE USA SEASON LEADERS

Points

1. 327	Dwyane Wade	2002-03
2. 316	Brian Wardle	2000-01
3. 312	Travis Diener	2003-04
4. 277	Dwyane Wade	2001-02
5. 274	Brian Wardle	1999-00
6. 241	Cordell Henry	2001-02
7. 232	Cordell Henry	2000-01
8. 231	Robert Jackson	2002-03
9. 218	John Cliff	1999-00
10. 204	Steve Novak	2003-04

Scoring Average

1. 20.4	Dwyane Wade	2002-03
2. 19.8	Brian Wardle	2000-01
3. 19.5	Travis Diener	2003-04
4. 17.3	Dwyane Wade	2001-02
5. 16.9	Brian Wardle	1999-00
6. 15.1	Cordell Henry	2001-02
7. 14.5	Cordell Henry	2000-01
8. 14.4	Robert Jackson	2002-03
9. 14.4	Roney Eford	1995-96
10. 13.9	Aaron Hutchins	1995-96

Field Goals Made

1. 113	Dwyane Wade	2001-02
2. 106	Dwyane Wade	2002-03
3. 99	Brian Wardle	2000-01
4. 94	Brian Wardle	1999-00
5. 90	Cordell Henry	2001-02
6. 88	Travis Diener	2003-04
7. 84	Cordell Henry	2000-01
8. 83	Robert Jackson	2002-03
9. 81	John Cliff	1999-00
10. 73	Roney Eford	1995-96

Field Goals Attempted

1. 237	Brian Wardle	2000-01
2. 230	Brian Wardle	1999-00
3. 226	Dwyane Wade	2001-02
4. 226	John Cliff	1999-00
5. 224	Travis Diener	2003-04
6. 223	Dwyane Wade	2002-03
7. 202	Cordell Henry	2001-02
8. 180	Brian Wardle	1998-99
9. 186	Cordell Henry	2000-01
10. 169	Mike Borgen	1998-99

Field Goal Percentage (min. 100 FGA)

1. 59.0% (72-122)	Amal McCaskill	1995-96
2. 51.8% (83-161)	Robert Jackson	2002-03
3. 50.0% (113-226)	Dwyane Wade	2001-02
4. 48.7% (55-113)	Odartey Blankson	2001-02
5. 47.5% (106-223)	Dwyane Wade	2002-03
6. 46.7% (70-150)	Scott Merritt	2003-04
7. 46.5% (73-157)	Roney Eford	1995-96
8. 45.7% (58-127)	Dameon Mason	2003-04
9. 45.6% (57-125)	Oluoma Nnamaka	2000-01
10. 45.2% (84-186)	Cordell Henry	2000-01

Three-Point Field Goals Made

1. 48	Travis Diener	2003-04
48	Steve Novak	2003-04
3. 40	John Cliff	1998-99
40	Brian Wardle	2000-01
5. 35	Travis Diener	2002-03
6. 34	Brian Wardle	1999-00
7. 31	John Cliff	1999-00
8. 29	Steve Novak	2002-03
9. 28	Aaron Hutchins	1995-96
10. 26	Mike Borgen	1998-99

Three-Point Field Goals Attempted

1. 111	Steve Novak	2003-04
2. 109	Travis Diener	2003-04
3. 103	Brian Wardle	2000-01
4. 102	John Cliff	1999-00
5. 97	John Cliff	1998-99
6. 87	Travis Diener	2002-03
7. 82	Aaron Hutchins	1995-96
82	Brian Wardle	1999-00
9. 81	Brian Wardle	1997-98
10. 75	Aaron Hutchins	1996-97

Three-Point Field Goal Percentage (min. 40 3FGA)

1. 51.8% (29-56)	Steve Novak	2002-03
2. 44.0% (48-109)	Travis Diener	2003-04
3. 43.2% (48-111)	Steve Novak	2003-04
4. 43.1% (22-51)	Anthony Pieper	1996-97
5. 41.5% (34-82)	Brian Wardle	1999-00
6. 41.2% (40-97)	John Cliff	1998-99
7. 41.0% (25-61)	Travis Diener	2001-02
8. 40.5% (17-42)	Chris Crawford	1996-97
9. 40.5% (17-42)	Roney Eford	1995-96
10. 40.2% (35-87)	Travis Diener	2002-03

Free Throws Made

1. 110	Dwyane Wade	2002-03
2. 88	Travis Diener	2003-04
3. 78	Brian Wardle	2000-01
4. 66	Oluoma Nnamaka	2000-01
5. 65	Robert Jackson	2002-03
6. 53	Aaron Hutchins	1995-96
7. 59	Scott Merritt	2003-04
8. 49	Brian Wardle	1999-00
9. 48	Cordell Henry	2000-01
10. 47	Scott Merritt	2002-03
47	Dameon Mason	2003-04

Free Throws Attempted

1. 138	Dwyane Wade	2002-03
2. 99	Travis Diener	2003-04
3. 93	Brian Wardle	2000-01
4. 82	Oluoma Nnamaka	2000-01
82	Scott Merritt	2003-04
6. 77	Robert Jackson	2002-03
7. 66	Dameon Mason	2003-04
8. 64	Aaron Hutchins	1995-96
9. 61	Dwyane Wade	2001-02
10. 59	Scott Merritt	2002-03
59	Brian Wardle	1999-00

Free Throw Percentage (min. 35 FTA)

1. 91.4% (32-35)	Steve Novak	2003-04
2. 88.9% (88-99)	Travis Diener	2003-04
3. 88.4% (38-43)	Brian Wardle	1998-99
4. 86.0% (43-50)	Cordell Henry	2001-02
86.0% (37-43)	Anthony Pieper	1995-96
6. 85.7% (48-56)	Cordell Henry	2000-01
7. 84.4% (65-77)	Robert Jackson	2002-03
8. 83.9% (78-93)	Brian Wardle	2000-01
9. 83.1% (49-59)	Brian Wardle	1999-00
10. 82.8% (53-64)	Aaron Hutchins	1995-96

Rebounds

1. 112	Scott Merritt	2003-04
2. 111	Amal McCaskill	1995-96
3. 109	Dwyane Wade	2001-02
109	Oluoma Nnamaka	1999-00
5. 108	Jarrod Lovette	1997-98
6. 107	Robert Jackson	2002-03
7. 103	Scott Merritt	2002-03
8. 102	Odartey Blankson	2001-02
102	Jon Harris	1999-00
10. 100	Dwyane Wade	2002-03

Rebounding Average

1. 7.9	Amal McCaskill	1995-96
2. 7.0	Scott Merritt	2003-04
3. 6.8	Dwyane Wade	2001-02
6.8	Oluoma Nnamaka	1999-00
6.8	Jarrod Lovette	1997-98
6. 6.7	Robert Jackson	2002-03
6.7	Faisal Abraham	1996-97
8. 6.4	Scott Merritt	2002-03
6.4	Odartey Blankson	2001-02
6.4	Jon Harris	1999-00

Assists

1. 99	Aaron Hutchins	1995-96
2. 90	Travis Diener	2003-04
3. 88	Travis Diener	2002-03
4. 81	Cordell Henry	2000-01
5. 69	Aaron Hutchins	1996-97
6. 67	Dwyane Wade	2002-03
7. 58	Cordell Henry	1998-99
8. 53	Cordell Henry	2001-02
9. 52	Cordell Henry	1999-00
10. 47	Marcus West	1997-98

Blocked Shots

1. 36	Faisal Abraham	1996-97
2. 31	Amal McCaskill	1995-96
3. 25	Dwyane Wade	2002-03
4. 21	Mike Borgen	1998-99
5. 20	Dwyane Wade	2001-02
6. 19	Faisal Abraham	1995-96
7. 18	Abel Joseph	1997-98
8. 17	Scott Merritt	2002-03
9. 16	Richard Shaw	1997-98
10. 13	Mike Borgen	1997-98
13	Scott Merritt	2000-01

Steals

1. 46	Dwyane Wade	2001-02
2. 39	Dwyane Wade	2002-03
3. 26	Travis Diener	2001-02
4. 23	Cordell Henry	2000-01
5. 22	Aaron Hutchins	1996-97
6. 21	Mike Borgen	1998-99
7. 20	Cordell Henry	1999-00
20	Oluoma Nnamaka	1998-99
8. 19	John Cliff	1999-00
19	John Cliff	1998-99
19	Marcus West	1997-98
9. 18	Travis Diener	2003-04
18	Travis Diener	2002-03
18	Cordell Henry	1998-99
18	Chris Crawford	1996-97

CONFERENCE USA SINGLE GAME RECORDS

MARQUETTE - TEAM

Points

98 vs. UAB	Mar. 1, 2003
96 vs. South Florida	Jan. 11, 2003
87 vs. DePaul	Jan. 19, 2002
85 vs. Tulane	Jan. 14, 2003
83 vs. TCU	Jan. 23, 2002

Field Goals Made

33 vs. South Florida	Jan. 11, 2003
32 vs. East Carolina	Jan. 29, 2003
31 vs. DePaul	Mar. 1, 2002
31 vs. TCU	Jan. 23, 2002
31 vs. DePaul	Jan. 9, 1997

Field Goals Attempted

73 vs. UAB (OT)	Jan. 6, 1999
69 vs. Louisville (3OT)	Feb. 24, 2001
69 vs. Memphis	Feb. 21, 1999

Field Goal Percentage

59.1% (26-44) vs. Tulane	Jan. 14, 2003
58.0% (29-50) vs.	Mar. 1, 2003
57.9% (33-57) vs. South Florida	Jan. 11, 2003
55.4% (31-56) vs. DePaul	Mar. 1, 2002
55.1% (27-49) vs. Tulane	Feb. 1, 1998

Three-Point Field Goals Made

13 vs. Louisville (2OT)	Feb. 28, 1996
12 vs. Tulane	Jan. 27, 2001
12 vs. Tulane	Mar. 4, 2000

Three-Point Field Goals Attempted

30 vs. UAB	Mar. 1, 2000
30 vs. UAB	Jan. 7, 1998
29 vs. Tulane	Mar. 4, 2001

Three-Point Field Goal Percentage (min. 10 atts)

80.0% (12-15) vs. Tulane	Jan. 27, 2001
64.3% (9-14) vs. Saint Louis	Jan. 18, 2001

Free Throws Made

33 vs. UAB	Mar. 1, 2003
29 vs. UNC Charlotte	Feb. 13, 1999

Free Throws Attempted

38 vs. Tulane	Jan. 14, 2003
38 vs. Louisville	Feb. 24, 2001 (3OT)
37 vs. UAB	Mar. 1, 2003
37 vs. Cincinnati	Jan. 13, 1996

Free Throw Percentage

100.0% (12-12) vs. East Carolina	Dec. 30, 2002
(3-3) vs. UNC Charlotte	Jan. 29, 2000
(8-8) vs. DePaul	Jan. 17, 1996

Rebounds

57 vs. Southern Miss	Jan. 4, 1997
51 vs. South Florida	Feb. 7, 1996

Assists

26 vs. South Florida	Jan. 11, 2003
23 vs. UAB	Mar. 1, 2003
23 vs. DePaul	Jan. 9, 1997
22 vs. Tulane	Jan. 27, 2001

Blocked Shots

11 vs. UNC Charlotte	Feb. 15, 1997
10 vs. Saint Louis	Jan. 18, 1997

Steals

14 vs. Tulane	Jan. 29, 2002
14 vs. Houston	Feb. 27, 1998

OPPONENT - TEAM

Points

91 - Cincinnati	Feb. 8, 1997
91 - Cincinnati	Jan. 13, 1996
89 - Memphis	Feb. 14, 2004

Field Goals Made

34 - UAB	Feb. 28, 2004
34 - Cincinnati	Jan. 13, 1996
33 - Cincinnati	Feb. 8, 1997

Field Goals Attempted

74 - UNC Charlotte	Feb. 15, 1997
--------------------	---------------

Field Goal Percentage

56.4% (31-55) DePaul	Feb. 7, 2004
56.3% (27-48) Southern Mississippi	Feb. 2, 2000
55.0% (33-60) Cincinnati	Feb. 8, 1997

Three-Point Field Goals Made

16 - Memphis	Feb. 14, 2004
13 - Louisville	Jan. 9, 2002

Three-Point Field Goals Attempted

37 - Louisville	Jan. 9, 2002
34 - Louisville	Jan. 31, 2004
31 - Memphis	Feb. 14, 2004

Three-Point Field Goal Percentage

66.7% (6-9) - Saint Louis	Feb. 25, 1996
---------------------------	---------------

Free Throws Made

28 - Cincinnati	Jan. 8, 2000
27 - Cincinnati	Feb. 1, 2003
27 - Tulane	Feb. 4, 1996
27 - UNC Charlotte	Jan. 25, 1996

Free Throws Attempted

44 - Cincinnati	Jan. 8, 2000
39 - Tulane	Feb. 4, 1996

Free Throw Percentage

87.1% (27-31) - UNC Charlotte	Jan. 25, 1996
-------------------------------	---------------

Rebounds

58 - UNC Charlotte	Feb. 15, 1997
--------------------	---------------

Assists

21 - UAB	Feb. 28, 2004
21 - Tulane	Jan. 14, 2003
21 - Cincinnati	Feb. 8, 1997

Blocked Shots

11 - Cincinnati	Jan. 4, 1999
10 - Memphis	Feb. 2, 2002
10 - Memphis	Feb. 21, 1999
10 - Tulane	Feb. 4, 1996
10 - Louisville	Feb. 28, 1996

Steals

19 - UAB	Jan. 15, 2002
17 - UAB	Feb. 28, 2004
14 - UAB	Mar. 1, 2003
14 - Tulane	Feb. 1, 1998
14 - DePaul	Jan. 9, 1997

CONFERENCE USA SINGLE GAME INDIVIDUAL RECORDS

MARQUETTE INDIVIDUAL

Points		
37	John Cliff vs. Memphis	Feb. 21, 1999
36	Boen Wardle vs. Charlotte	Feb. 13, 1999
35	Dwyan Wade vs. Tulane	Jan. 14, 2003
34	Dwyan Wade vs. DePaul	Jan. 19, 2002
33	Brian Wardle vs. Southern Miss	Jan. 30, 2001
32	Aaron Hutchins vs. Cincinnati	Jan. 22, 1998
Field Goals Made		
16	John Cliff vs. Memphis	Feb. 21, 1999
15	Dwyan Wade vs. Tulane	Jan. 14, 2003
14	Dwyan Wade vs. DePaul	Jan. 19, 2002
Field Goals Attempted		
23	Brian Wardle vs. Louisville	Feb. 24, 2001
22	Brian Wardle vs. UAB	Feb. 14, 2001
21	Brian Wardle vs. South Florida	Feb. 24, 2000
20	John Cliff vs. Memphis	Feb. 21, 1999
Field Goal Percentage		
90.0% (9-10)	Amal McCaskill vs. Saint Louis	Jan. 7, 1995
Three-Point Field Goals Made		
6	Steve Novak vs. Louisville	Jan. 31, 2004
5	Travis Diener vs. DePaul	Feb. 7, 2004
Three-Point Field Goals Attempted		
13	Steve Novak vs. Louisville	Jan. 31, 2004
12	John Cliff vs. Houston	Feb. 27, 1999
11	Aaron Hutchins vs. UNC Charlotte	Jan. 25, 1996
Three-Point Field Goal Percentage		
100.0% (5-5)	Brian Wardle vs. UNC Charlotte	Jan. 19, 2000
100.0% (8-8)	Anthony Pieper vs. Cincinnati	Feb. 27, 1997
Free Throws Made		
16	Brian Wardle vs. UNC Charlotte	Feb. 13, 1999
14	Dwyan Wade vs. UAB	Mar. 1, 2003
13	Brian Wardle vs. Saint Louis	Jan. 24, 1998
11	Jarrod Lovette vs. Louisville	Feb. 20, 1997
Free Throws Attempted		
16	Dwyan Wade vs. DePaul	Jan. 25, 2003
15	Brian Wardle vs. UNC Charlotte	Feb. 13, 1999
14	Brian Wardle vs. Saint Louis	Jan. 24, 1998
13	Dwyan Wade vs. UAB	Mar. 1, 2003
11	Aaron Hutchins vs. Cincinnati	Jan. 22, 1998
Free Throw Percentage (11 or more FTA)		
100.0% (16-16)	Brian Wardle vs. UNC Charlotte	Feb. 13, 1999
100.0% (13-13)	Jarrod Lovette vs. Louisville (OT)	Feb. 20, 1997
100.0% (11-11)	Anthony Pieper vs. UAB	Feb. 17, 1997
100.0% (9-9)	Robert Jackson vs. Cincinnati	Feb. 1, 2003
100.0% (8-8)	Travis Diener vs. Tulane	Jan. 14, 2003
100.0% (8-8)	Cordell Henry vs. Memphis	Feb. 2, 2001
100.0% (9-9)	Travis Diener vs. Tulane	Feb. 21, 2004
Rebounds		
18	Odyssey Blankson vs. Southern Miss	Feb. 9, 2002
15	Scott Merritt vs. South Florida	Feb. 26, 2004
14	Jarrod Lovette vs. Louisville (OT)	Feb. 20, 1997
14	Dwyan Wade vs. TCU	Feb. 22, 2003
14	Oluoma Nnamaka vs. Charlotte	Jan. 24, 2001
13	Scott Merritt vs. East Carolina	Jan. 29, 2003
13	Odyssey Blankson vs. Louisville	Jan. 9, 2002
13	Jarrod Lovette vs. Tulane	Feb. 1, 1998
13	Richard Shaw vs. DePaul	Jan. 19, 1998
Assists		
12	Travis Diener vs. DePaul	Feb. 7, 2004
12	Travis Diener vs. South Florida	Jan. 11, 2003
12	Aaron Hutchins vs. DePaul	Jan. 9, 1997
12	Aaron Hutchins vs. DePaul	Jan. 17, 1996
11	Cordell Henry vs. Tulane	Jan. 27, 2001
11	Aaron Hutchins vs. Saint Louis	Jan. 7, 1996
11	Aaron Hutchins vs. Cincinnati	Mar. 2, 1996
10	Travis Diener vs. UAB	Mar. 1, 2003
10	Cordell Henry vs. DePaul	Feb. 22, 2001
10	Aaron Hutchins vs. DePaul	Feb. 11, 1996
10	Aaron Hutchins vs. UAB	Jan. 30, 1996
Blocked Shots		
8	Mike Bargin vs. Cincinnati	Feb. 10, 1999
6	Mike Bargin vs. UAB (OT)	Jan. 6, 1999
6	Amal McCaskill vs. Louisville (OT)	Feb. 28, 1996
Steals		
7	Dwyan Wade vs. DePaul	Jan. 25, 2003
6	Dwyan Wade vs. DePaul	Jan. 19, 2002
6	Odyssey Blankson vs. Tulane	Jan. 27, 2001
6	Oluoma Nnamaka vs. Louisville	Jan. 13, 1999

OPPONENT - INDIVIDUAL

Points		
40	Larry Hughes - Saint Louis	Jan. 24, 1998
35	Altron Jackson - South Florida	Jan. 17, 2001
32	Danny Fortson - Cincinnati	Mar. 2, 1996
Field Goals Made		
14	Altron Jackson - South Florida	Jan. 17, 2001
13	Larry Hughes - Saint Louis	Jan. 24, 1998
Field Goals Attempted		
22	Larry Hughes - Saint Louis	Jan. 24, 1998
21	Altron Jackson - South Florida	Jan. 17, 2001
21	Djuan Baker - Cincinnati	Jan. 11, 1998
21	Demarco Johnson - Charlotte	Feb. 22, 1996
Field Goal Percentage		
81.8% (9-11)	Marques Maybin - Louisville	Jan. 13, 1999
Three-Point Field Goals Made		
6	Demon Brown - Charlotte	Feb. 20, 2003
6	Demon Brown - Charlotte	Jan. 18, 2003
6	Cedric Dixon - UAB	Jan. 30, 1996
Three-Point Field Goals Attempted		
17	Demon Brown - Charlotte	Feb. 20, 2003
16	Demon Brown - Charlotte	Jan. 20, 2004
15	Demon Brown - Charlotte	Jan. 18, 2003
12	Jobey Thomas - Charlotte	Jan. 20, 2001
Three-Point Field Goal Percentage		
80.0% (4-5)	Virgil Cobbin - Saint Louis	Feb. 25, 1997
Free Throws Made		
12	Leonard Stokes - Cincinnati	Feb. 1, 2003
12	Vandarel Jones - Southern Miss	Jan. 30, 2001
12	Maurice Jeffers - Saint Louis	Jan. 24, 2001
12	Larry Hughes - Saint Louis	Feb. 25, 1998
12	Danny Fortson - Cincinnati	March 2, 1996
Free Throws Attempted		
20	Larry Hughes - Saint Louis	Feb. 25, 1998
Free Throw Percentage (min. 8 atts.)		
100.0% (10-10)	Gabriel Mikulas - East Carolina	Dec. 30, 2002
100.0% (8-8)	Marques Maybin - Louisville	Feb. 13, 2000
Rebounds		
19	Luke Whitehead - Louisville	Jan. 31, 2004
17	Quentin Richardson	DePaul - Feb. 16, 2000
16	Jamal Brown - TCU	Jan. 23, 2002
16	William Stringfellow - Houston	Feb. 27, 1999
16	Kelvin Price - Charlotte	Jan. 13, 1998
Assists		
12	Sammy Mejia - DePaul	Feb. 7, 2004
Blocked Shots		
7	Kelly Wise - Memphis	Feb. 21, 1999
Steals		
7	Galen Young - UNC Charlotte	Jan. 21, 1999

MARQUETTE/OPPONENT BRADLEY CENTER TEAM RECORDS

MARQUETTE

Points

105 vs. Grambling	Dec. 28, 2002
105 vs. Delaware State	Jan. 20, 1993
104 vs. Prairie View A&M	Dec. 6, 1996

Field Goals Made

40 vs. Eastern Illinois	Nov. 26, 2002
39 vs. Grambling	Dec. 28, 2002
37 vs. Prairie View A&M	Dec. 6, 1996
37 vs. Illinois-Chicago	Jan. 15, 1996
36 vs. Appalation State	Dec. 7, 2002
36 vs. Dayton	Dec. 21, 1997
36 vs. Northwestern	Dec. 3, 1994
36 vs. Dayton	Jan. 6, 1993
36 vs. Prairie View A&M	Nov. 22, 1991
36 vs. Loyola (Ill.) (OT)	Feb. 28, 1989
36 vs. Dayton	Jan. 14, 1989

Field Goals Attempted

77 vs. Prairie View A&M	Dec. 19, 1990
76 vs. Memphis	March 4, 1995
76 vs. Northwestern	Dec. 3, 1994

Field Goal Percentage

65.5% (36-55) vs. Dayton	Jan. 14, 1989
65.0% (39-60) vs. Grambling	Dec. 28, 2002
64.0% (32-50) vs. Maryland-Baltimore County	Feb. 23, 1989

Three-Point Field Goals Made

15 vs. Fairleigh Dickinson	Dec. 6, 1994
----------------------------	--------------

Three-Point Field Goals Attempted

31 vs. Fairleigh Dickinson	Dec. 6, 1994
----------------------------	--------------

Three-Point Field Goal Percentage

80.0% (12-15) vs. Tulane	Jan. 27, 2001
70.0% (7-10) vs. Rice	Dec. 2, 1988

Free Throws Made

35 vs. Savannah St.	Nov. 21, 2003
35 vs. Memphis	Jan. 23, 1993
33 vs. UAB	Mar. 1, 2003
33 vs. Chicago State	Nov. 18, 2001
33 vs. Notre Dame	Dec. 9, 1989

Free Throws Attempted

50 vs. Savannah St.	Nov. 21, 2003
47 vs. Northern Illinois	Nov. 28, 1991
46 vs. Chicago State	Nov. 18, 2001

Free Throw Percentage

97.2% (35-36) vs. Memphis	Jan. 23, 1993
---------------------------	---------------

Rebounds

63 vs. Wisconsin	Dec. 31, 1994
60 vs. Morgan State	Dec. 31, 1989
59 vs. Chicago State	Nov. 18, 2001

Assists

29 vs. Grambling	Dec. 28, 2002
27 vs. DePaul	March 6, 1993
27 vs. Dayton	Jan. 6, 1993

Blocked Shots

16 vs. Butler	March 2, 1991
---------------	---------------

Steals

18 vs. Prairie View A&M	Dec. 6, 1996
17 vs. Texas Southern	Nov. 30, 2001

OPPONENTS

Points

98 Xavier (Ohio)	Jan. 19, 1991
96 Virginia (OT)	Feb. 3, 1990

Field Goals Made

37 Cincinnati (2OT)	Feb. 13, 1994
---------------------	---------------

Field Goals Attempted

87 Cincinnati (2OT)	Feb. 13, 1994
---------------------	---------------

Field Goal Percentage

62.5% (30-48) Georgia Tech vs. USC	March 21, 1992
------------------------------------	----------------

Three-Point Field Goals Made

16 Memphis	Feb. 14, 2004
------------	---------------

Three-Point Field Goals Attempted

33 Florida A&M	Dec. 22, 2003
----------------	---------------

Three-Point Field Goal Percentage

88.9% (8-9) Memphis	Jan. 5, 1994
---------------------	--------------

Free Throws Made

35 Butler	Feb. 2, 1991
35 Maryland-Baltimore County	Feb. 23, 1989

Free Throws Attempted

40 Detroit-Mercy vs. Texas Southern	Dec. 4, 1994
-------------------------------------	--------------

Free Throw Percentage

100.0% (12-12) Wisconsin	Dec. 4, 1990
100.0% (11-11) Notre Dame	Dec. 8, 1989

Rebounds

54 Wisconsin	Dec. 31, 1994
--------------	---------------

Assists

27 Georgia Tech vs. USC	March 21, 1992
-------------------------	----------------

Blocked Shots

11 Baylor	Dec. 19, 1998
11 Tulsa	Dec. 5, 1998

Steals

19 UAB	Jan. 15, 2002
18 Louisville vs. Tulsa	March 15, 1996
18 Northeastern Illinois	Dec. 9, 1992

MARQUETTE/OPPONENT

BRADLEY CENTER INDIVIDUAL RECORDS

MARQUETTE

Points

43 Tony Smith vs. Butler	March 3, 1990
36 Jim McIlvaine vs. Northeastern Illinois	Dec. 9, 1992

Field Goals Made

15 Tony Smith vs. Butler	March 3, 1990
--------------------------	---------------

Field Goals Attempted

27 Tony Smith vs. Butler	March 3, 1990
--------------------------	---------------

Field Goal Percentage*

90.9% (10-11) Trevor Powell vs. Chicago State	Dec. 20, 1989
---	---------------

Three-Point Field Goals Made

7 Anthony Pieper vs. Morgan State	Jan. 2, 1996
-----------------------------------	--------------

Three-Point Field Goal Attempts

14 Aaron Hutchins vs. Maine	Feb. 5, 1997
-----------------------------	--------------

Three-Point Field Goal Percentage#

100.0% (5-5) Brian Wardle vs. UNC Charlotte	Jan. 19, 2000
100.0% (5-5) Anthony Pieper vs. Cincinnati	Feb. 27, 1997
100.0% (5-5) Aaron Hutchins vs. Prairie View A&M	Dec. 6, 1996

Free Throws Made

16 Brian Wardle vs. UNC Charlotte	Feb. 13, 1999
-----------------------------------	---------------

Free Throw Attempts

17 Jim McIlvaine vs. DePaul	Feb. 27, 1994
-----------------------------	---------------

Free Throw Percentage&

100.0% (16-16) Brian Wardle vs. UNC Charlotte	Feb. 13, 1999
100.0% (13-13) Jarrod Lovette vs. Louisville (OT)	Feb. 20, 1997
100.0% (12-12) Damon Key vs. Mississippi Valley State	Dec. 17, 1991

Rebounds

19 Amir McCaskill vs. UW-Milwaukee	Nov. 26, 1995
19 Ron Curry vs. Saint Louis	Feb. 22, 1992

Assists

17 Tony Miller vs. Memphis	March 4, 1995
----------------------------	---------------

Blocked Shots

14 Jim McIlvaine vs. Northeastern Illinois	Dec. 9, 1992
--	--------------

Steals

7 Dwayne Wade vs. DePaul	Jan. 25, 2003
7 Aaron Hutchins vs. Appalachian State	Dec. 19, 1996
7 Aaron Hutchins vs. UW-Milwaukee	Nov. 24, 1996

*min. 10 FGA

#min. 5 3FGA

&min. 10 FTA

OPPONENTS

Points

41 Tony Tolbert (Detroit-Mercy) vs. UW-Green Bay (OT)	Dec. 3, 1993
---	--------------

Field Goals Made

16 Tony Tolbert (Detroit-Mercy) vs. UW-Green Bay (OT)	Dec. 3, 1993
---	--------------

Field Goals Attempted

33 Tony Tolbert (Detroit-Mercy) vs. UW-Green Bay (OT)	Dec. 3, 1993
---	--------------

Field Goal Percentage*

90.9% (10-11) Oliver Miller (Arkansas) vs. Murray State	March 19, 1992
---	----------------

Three-Point Field Goals Made

7 Jeremy Brown (Idaho State vs. Coppin State)	Nov. 23, 2002
6 17 different players	

Three-Point Field Goals Attempted

17 Demon Brown (Charlotte)	Feb. 20, 2003
17 Chris Funchess (Loyola, Ill.)	Feb. 28, 1989

Three-Point Field Goal Percentage#

85.7% (6-7) Brian Earl (Princeton)	Dec. 7, 1996
------------------------------------	--------------

Free Throws Made

15 Chad Angeli (UW-Milwaukee)	Dec. 8, 1998
-------------------------------	--------------

Free Throws Attempted

18 Chad Angeli (UW-Milwaukee)	Dec. 8, 1998
-------------------------------	--------------

Free Throw Percentage&

100.0% (10-10) Jeff Parris (Cal State Northridge)	Dec. 2, 2000
100.0% (10-10) Alphonso Ford (Mississippi Valley State)	Dec. 7, 1990

Rebounds

17 Scott Henry (Idaho State) vs. Texas-San Antonio	Nov. 22, 2002
17 Michael Ruffin (Tulsa)	Dec. 5, 1998

Assists

13 Negele Knight (Dayton)	Jan. 14, 1989
---------------------------	---------------

Blocked Shots

7 Michael Ruffin (Tulsa)	Dec. 5, 1998
--------------------------	--------------

Steals

7 Ramone Jones (Maine)	Feb. 5, 1997
7 Antoine Brockington (Coppin State)	Dec. 6, 1995
7 Phillip Allen (North Carolina A&T) vs. TCU	Dec. 5, 1992

*min. 10 FGA

#min. 5 3FGA

&min. 10 FTA



Brian Wardle sank a Bradley Center record 16 free throws vs. Charlotte on Feb. 13, 1999

MEDIA INFORMATION

Media Credentials:

Working media in need of credentials for Marquette home games should contact Mike Broeker in the Marquette Athletics Office of Media Relations in advance of the requested game. Requests are to be made by fax (414.288.6519) or email (mike.broeker@marquette.edu). Credentials and press row seating will be issued to **WORKING MEDIA ONLY**.

Credentials may be picked up in advance at the Al McGuire Center on Marquette's campus, or at the Bradley Center up to two hours prior to game time at Arena Control (24-hour security entrance) located on the North side of the Bradley Center.

Photographers:

Photographers are limited to working in the endzones at the Bradley Center. At no point are photographers allowed to work along the sidelines of the court area.

Parking:

On-site parking is unavailable for media at the Bradley Center on game nights, but several parking structures are located within walking distance of the facility.

Radio:

Three courtside seats, two analog and one ISDN line will be provided on a courtesy basis for visiting team's radio broadcasts. All visiting team broadcast requests should be directed to Mike Broeker, Assistant Athletic Director for Media Relations.

Television:

All requests for televising Marquette games should be directed to Kyle Moats, Senior Associate Athletics Director, Marquette University (414.288.4104).

Game Services Provided: The Marquette Athletics Office of Media Relations will provide game programs, notes, statistics and media guides for both teams prior to every home game. An NCAA box score, play-by-play and shot chart will be made available at halftime and post game. Television monitors displaying in-game statistics are available and located along press row.

Telephones:

A limited number of telephones for media to use post game are available in the press room on a first-come, first-serve basis. Media requiring personal phone service should contact Audrey Stillson at the Bradley Center (414.227.0794 / audreys@bcsec.com).

Fax Services:

A fax machine will be available in the media work room. Please coordinate any fax needs through a member of the Marquette Athletics Office of Media Relations.

Internet Services:

Marquette University's athletic website is designed and hosted by Host Communications. Located at www.gom.marquette.com, the site contains updated game notes, statistics, box scores and other helpful information related to Marquette basketball. Conference USA statistics and information can be found at www.conferenceusa.com.

Weekly Teleconference:

Head Coach Tom Crean will participate in a weekly teleconference hosted by Conference USA throughout the season. Please contact the Marquette Athletics Office of Media Relations or Conference USA (214.774.1300) to obtain the phone number and schedule for the call.

Interview Policy:

All requests for players should be made a minimum of one day in advance and directed to Mike Broeker. Player interviews will not be granted on the day of a game. Coach Crean and selected players will be available via a scheduled media availability prior to each game. To speak with Coach Crean, call Mike Broeker (414.288.5287). The best time to reach Coach Crean is weekday mornings.

Post Game:

Coach Crean and selected players will be available to the media in the interview area located in the Bradley Center Press Room. The press room is located in the west corridor of the arena on the main floor level. A media pass is required to gain access to the press room.

Mailing Address:

Marquette Athletics - Media Relations
Al McGuire Center
770 N. 12th Street
Milwaukee, WI 53233

Athletics Media Relations Office:

The Marquette Athletics Office of Media Relations is located on the second floor of the Al McGuire Center. Visitor parking is located in Parking Structure 2 on Wells Street between 12th and 13th Streets.

COVERING MARQUETTE

WIRE SERVICE:

Associated Press

Arnie Stapleton, Sports Editor
Dave DeGrace, Editorial Assistant
918 N. 4th Street
Milwaukee, WI 53203
P: (414) 225-3580
F: (414) 225-3599

PRINT:

Milwaukee Journal Sentinel

Garry D. Howard, Sports Editor
Todd Rosiak, Beat Writer
Dale Hofmann, Columnist
Michael Hunt, Columnist
Bob Wolfley, Columnist
333 W. State Street
Milwaukee, WI 53201
P: (414) 224-2310
F: (414) 224-2049

Racine Journal Times

Susan Shemanske, Sports Editor
Jerry Karpowicz, Beat Writer
212 4th Street
Racine, WI 53403
P: (262) 634-3322
F: (262) 631-1780

Appleton Post Crescent

Brad Zimaneck, Sports Editor
Ben Wideman, Beat Writer
P.O. Box 59
Appleton, WI 54912
P: (800) 236-6397
F: (920) 733-1945

Kenosha News

Dave Marzan, Sports Editor
P.O. Box 190
Kenosha, WI 53141
P: (262) 657-1000
F: (262) 657-4946

Marquette Tribune

Johnston Hall, Room 009
P.O. Box 1881
Milwaukee, WI 53201
P: (414) 288-5603

RADIO:

WISN, 1130 AM (Flagship)

Steve True, Sports Director
Steve Fifer, Producer
12100 Howard Ave.
Greenfield, WI 53220
P: (414) 944-8900
F: (414) 546-9654

WTMJ, 620 AM

Bill Michaels, Sports Director
Todd Welter, Producer
720 E. Capitol Drive
Milwaukee, WI 53201
P: (414) 967-5221
F: (414) 967-5561

ESPN Radio 1510 AM

Bill Johnson, Sports Director
Steve Haywood, Show Host
C.J. Knee, Executive Producer
John Babalola, Producer
1801 Coral Drive
Waukesha, WI 53186

Wisconsin Radio Networks

Ron Taylor
5641 S. 23rd Street
Milwaukee, WI 53221
P: (414) 281-0520

WMUR

Johnston Hall, Room 421
P.O. Box 1881
Milwaukee, WI 53201
P: (414) 288-7541

TELEVISION:

WTMJ 4 (NBC)

Rick Rietbrock, Executive Producer
Lance Allan, Talent
Kevin Hunt, Talent
Jessie Garcia, Talent
Erick Weber, Talent
720 E. Capitol Drive
Milwaukee, WI 53201
P: (414) 967-5399
F: (414) 967-5466

WITI 6 (Fox)

Tom Pipines, Sports Director
Tim Van Vooren, Talent
John Pearson, Talent
9001 N. Green Bay Road
Milwaukee, WI 53209
P: (414) 586-2181
F: (414) 586-2141

WISN 12 (ABC)

Dan Needles, Sports Director
Andy Kendiegh, Talent
Stephanie Sutton, Talent
759 N. 19th Street
Milwaukee, WI 53233
P: (414) 937-3336
F: (414) 342-7505

WDJT 58 (CBS)

Rock Rote, Sports Director
Matt Engel, Talent
809 S. 60th Street
Milwaukee, WI 53214
P: (414) 607-8127

WVTV 18 (WB)

Joe Radske, News Director
4041 N. 35th Street
Milwaukee, WI 53214
P: (414) 874-1818

MUTV

Johnston Hall, Room 424
P.O. Box 1881
Milwaukee, WI 53201
P: (414) 288-6904

MEDIA INFORMATION

MARQUETTE RADIO NETWORK

Fans throughout the state of Wisconsin can listen to games on the Marquette Radio Network. The popular team of Steve "The Homer" True and George Thompson are back for their 14th season together as Marquette's announcing team.


True has been sports director for Milwaukee's WISN AM 1130, the flagship station of the Marquette Radio Basketball Network, since 1989. He hosts "The World's Greatest Sports Talk Show" weeknights from 6:00-8:00 p.m. True also hosts the "The Tom Cream Show" which is carried by WISN Radio.

Thompson is in his 27th season working with Golden Eagle broadcasts and is certainly no stranger to Marquette basketball. One of the most heralded players in school history, Thompson was a letterwinner from 1967-69 and earned All-America honors following his senior season. He is Marquette's all-time leading scorer and is one of five MU players to have his jersey number retired.

A member of Marquette's M Club Hall of Fame, he was named to the 1994 National Association of Basketball Coaches Silver Anniversary All-America Team. Thompson is the vice-president for communications at Briggs and Stratton.

Kent Sommerfeld, who has served as producer/engineer on Marquette Basketball broadcasts for 14 years, is also the director of the Marquette Basketball Radio Network. His main responsibility is to coordinate and facilitate all aspects of the radio network and broadcasts. He serves as the main liaison with network affiliates. Kent recently completed his 18th season as radio producer for the Milwaukee Brewers.

George Thompson (left), Steve "The Homer" True and Kent Sommerfeld make up the Marquette Radio Network.



Milwaukee's WISN AM 1130 is the flagship station of the Marquette Basketball Radio Network. The network includes the following affiliates.

WOMT AM 1240 (Manitowac)

WXCO AM 1230 (Wausau)

WDUZ FM 107.5 (Green Bay)

WRPN AM 1600 (Ripon)

WSCO AM 1050 (Appleton)

WCLO AM 1230 (Janesville)

The Golden Eagle Radio Network



THE BRADLEY CENTER



STEVE COSTELLO
President and CEO

Bradley Center – Home of the Golden Eagles

The Bradley Center, one of the premier facilities in the country, serves as home to Marquette Basketball. Opened in 1988-89, it seats 18,850 for basketball.

If you enjoy the atmosphere that surrounds college basketball, then the Bradley Center is the place for you. Since its opening, over 3.3 million fans have witnessed Marquette Basketball games and given the Blue and Gold a definite home court advantage.

The Bradley Center is a gift to the state of Wisconsin from Jane and Lloyd Pettit in memory of her late father, Harry Lynde Bradley. Bradley was co-founder and chairman of the Allen-Bradley Company. The Bradley Center is the only major, public assembly facility in North America with construction underwritten through the philanthropy of a single family.

The Bradley Center is the home of three sports teams; the Milwaukee Bucks of the NBA, the IHL's Milwaukee Admirals, and the Marquette University men's basketball team. The \$91 million structure features glass-enclosed lobbies, three concourses, movable seats and accommodates both sports and non-sports events, such as concerts, ice shows, family entertainment and even motor sports events.

Bradley Center patrons won't miss a moment of action with the Center's use of state-of-the-art video technology. In September, 1995, the Bradley Center unveiled a new Sony Jumbo Tron large screen video display system. The four-sided Jumbo Tron is the largest center-hung system in North America. Supplementing the scoreboard are two 14-foot by 10-foot videowalls that are used during events for replays and split-screen action. In addition, there are over 120 video monitors located throughout the center.

The Bradley Center Video Suite/Press Box, located on the west side of the Suite Concourse, contains the production facilities for the Center's video and audio systems. The video system receives signals from multiple, high-resolution CCD cameras placed in various locations in the Center. The Bradley Center sound system is capable of delivering 100 decibels to all areas of the arena. It features distributed speaker clusters suspended 85 feet over the seating area and floor.

Marquette in the Bradley Center Marquette Attendance in the Bradley Center

Season	W-L	Total Attendance	Average Attendance
1988-89	10-7	203,337	11,961
1989-90	11-5	213,088	13,318
1990-91	8-7	201,495	13,433
1991-92	13-5	227,037	12,613
1992-93	13-3	215,089	13,443
1993-94	13-3	229,562	14,347
1994-95	12-6	225,396	13,258
1995-96	14-0	167,105	11,936
1996-97	12-4	195,961	12,247
1997-98	13-5	207,150	11,508
1998-99	10-5	182,176	12,145
1999-2000	11-3	159,528	9,971
2000-2001	10-5	170,397	11,360
2001-2002	15-0	191,650	12,777
2002-2003	15-1	248,851	15,553
2003-2004	15-3	275,241	15,291
TOTALS	195-62	3,313,063	12,891

"The Bradley Center is full of energy and the best fans around. When we are about to take the court, you can sense the excitement that our fans bring to the game. The fans are so close to the action and the noise that they make really helps to give us a big edge."


**Todd Townsend – Senior
Marquette Basketball**

Top 10 Marquette Crowds in the Bradley Center

Attendance	Opponent	Date	Result
1. 18,850	Louisville	Feb. 15, 2003	L, 70-73
2. 18,790	Cincinnati	Mar. 1, 2003	W, 70-61
3. 18,788	DePaul	Mar. 1, 2002	W, 72-53
4. 18,753	Louisville	Feb. 16, 2002	W, 75-63
5. 18,698	Cincinnati	Feb. 2, 2002	W, 74-60
6. 18,677	Wisconsin	Dec. 14, 2002	W, 63-54
7. 18,645	DePaul	Jan. 24, 2004	W, 70-62
8. 18,563	Cincinnati	Feb. 25, 1993	L, 57-66
9. 18,545	Wisconsin	Dec. 23, 1998	L, 45-61
10. 18,543	Wisconsin	Jan. 2, 1993	L, 67-77

Bradley Center Facts

- The Bradley Center hosts approximately 200 events a year. Nearly 60-percent are sporting events that feature the facility's three home athletic teams.
- In addition to serving as an outstanding venue for athletics, the Bradley Center has hosted concerts featuring the world of entertainment's biggest names including Bruce Springsteen, Garth Brooks, Eric Clapton, Janet Jackson, Paul McCartney, Elton John, The Dave Matthews Band, John Mellencamp and WWE.
- Marquette's first game at the Bradley Center took place on Dec. 2, 1988, when it recorded a 76-60 win over Rice.
- The largest crowd for a regular-season Marquette game was on Feb. 15, 2003, when 18,850 saw Marquette battle Louisville.
- In addition to regular-season games, Marquette also has hosted postseason competition at the Bradley Center. The Golden Eagles have a 5-0 record in National Invitation Tournament (NIT) games in the Bradley Center.
- Marquette has hosted the first and second rounds of the NCAA Men's Basketball Championship four times; in 1992, 1996, 1999, and 2004.





THE BRADLEY CENTER



DIRECTIONS TO BRADLEY CENTER

Bradley Center (BC) Parking Structure - 1030 North Sixth Street
The Bradley Center Parking Structure is adjacent to the Bradley Center.

MADISON / POINTS WEST:

Take I-94 east to the Civic Center/J. Lovell exit (Exit #1-H); travel 3 blocks north on J. Lovell to Wells Street; turn right on Wells to 6th Street; turn left on 6th; travel 2 1/2 blocks. BC Parking Structure is located to your right.

CHICAGO / POINTS SOUTH:

Take I-94 north to I-43 north; travel north on I-43 to the Civic Center / Kilbourn Avenue tunnel exit (Exit #72-C). At the first traffic light, turn left onto 6th Street; travel 2 blocks. BC Parking Structure is located to your right.




GREEN BAY / POINTS NORTH:

Take I-43 south to the 4th and Broadway exit (Exit #73-A); follow left lane to 4th Street / Civic Center exit; exit curves down to the right; turn right at the traffic light (Juneau Avenue) to 5th Street; turn left on 5th which curves into Highland. Entrance to the BC Parking Structure is located to your left.

TOM CREAN/MARQUETTE BASKETBALL SUMMER CAMP

The Tom Crean/Marquette Basketball Day Camp for Boys has established itself as one of the most popular and enriching camps in the country. Last summer, over 2,000 campers attended four sold-out sessions and came away with better basketball skills while making friends and having fun in the process.

Next summer, the Camp continues with four outstanding weeks of great basketball instruction from the Marquette coaching staff, Golden Eagle players and special guests. For more information on the Tom Crean/Marquette Basketball Day Camp for Boys, call (414) 288-7130






2005 Camp Dates

June 13 - June 17

June 20 - June 24

July 18 - July 22

July 25 - July 29



Basketball

Cross
Country

BLUE & GOLD FUND

Volleyball

The Blue & Gold Athletic Scholarship Fund

was established in 1994 to help fund
scholarships for Marquette University's top
student-athletes. With our goal of raising
\$1.7 million in scholarship funding this
academic year, we need your help.

Join our team as Marquette prepares to
enter the BIG EAST Conference in 2005.

Your gifts to the Blue & Gold Fund
help bring the best and brightest
student-athletes to Marquette.

Soccer

Tennis

Golf



GOLDEN EAGLES
MARQUETTE • UNIVERSITY


To make a gift to the Blue & Gold Fund or
for more information call (414) 288-3988

gomarquette.com/bluegoldfund

MARQUETTE ATHLETICS BE PART OF OUR TEAM

NOTES

Lined area for notes.

**#1 TODD TOWNSEND**

Senior • 6-7 • 223 • F
Chicago, IL/New Trier HS/
New Hampton (NH) Prep

**#5 DAN FITZGERALD**

Sophomore • 6-9 • 205 • F
St. Paul, MN/Tulane/St. Thomas

**#10 JOHN WILLKOM**

Sophomore • 6-0 • 160 • G
Marshfield, WI/MN-
Crookston/Marshfield

**#12 ROB HANLEY**

Freshman • 6-3 • 180 • G
Waukesha, WI/Catholic Memorial

**#20 STEVE NOVAK**

Junior • 6-10 • 220 • F
Brown Deer, WI/Brown Deer HS

**#21 BRANDON BELL**

Sophomore • 5-11 • 180
Flint, MI/Southwestern
Academy HS

**#23 CHRIS TEFF**

Sophomore • 6-4 • 190 • G
Middleton, WI/MN-
Crookston/Middleton

**#30 DAMEON MASON**

Sophomore • 6-5 • 190 • G/F
Kansas City, MO/West
Aurora, (Ill.) HS

**#32 JOE CHAPMAN**

Junior • 6-4 • 210 • G/F
Chicago Heights, IL/Bloom Trail HS

**#33 CHRIS GRIMM**

Junior • 6-10 • 245 • F/C
Brighton, MI/Brighton HS

**#34 TRAVIS DIENER**

Senior • 6-1 • 175 • G
Fond du Lac, WI/Goodrich HS

**#35 MARCUS JACKSON**

Senior • 6-8 • 243 • F
Peoria, IL/Richwoods HS/South
Plains JC

**#40 MIKE KINSELLA**

Sophomore • 7-0 • 245 • C
Rochester, MN/Minneapolis
Tech/John Marshall

**#41 OUSMANE BARRO**

Freshman • 6-10 • 235 • F
Dakar, Senegal/Chicago Julian

**#43 RYAN AMOROSO**

Freshman • 6-8 • 242 • F
Burnsville, MN/Burnsville

**#45 NIV BERKOWITZ**

Freshman • 6-3 • 182 • G
Ramat Hasharon, Israel/Maccabi
Tel Aviv

**TOM CREAN**

Head Coach

**JEFF STROHM**

Assistant Coach

**BO ELLIS**

Assistant Coach

**JASON RABEDAU**

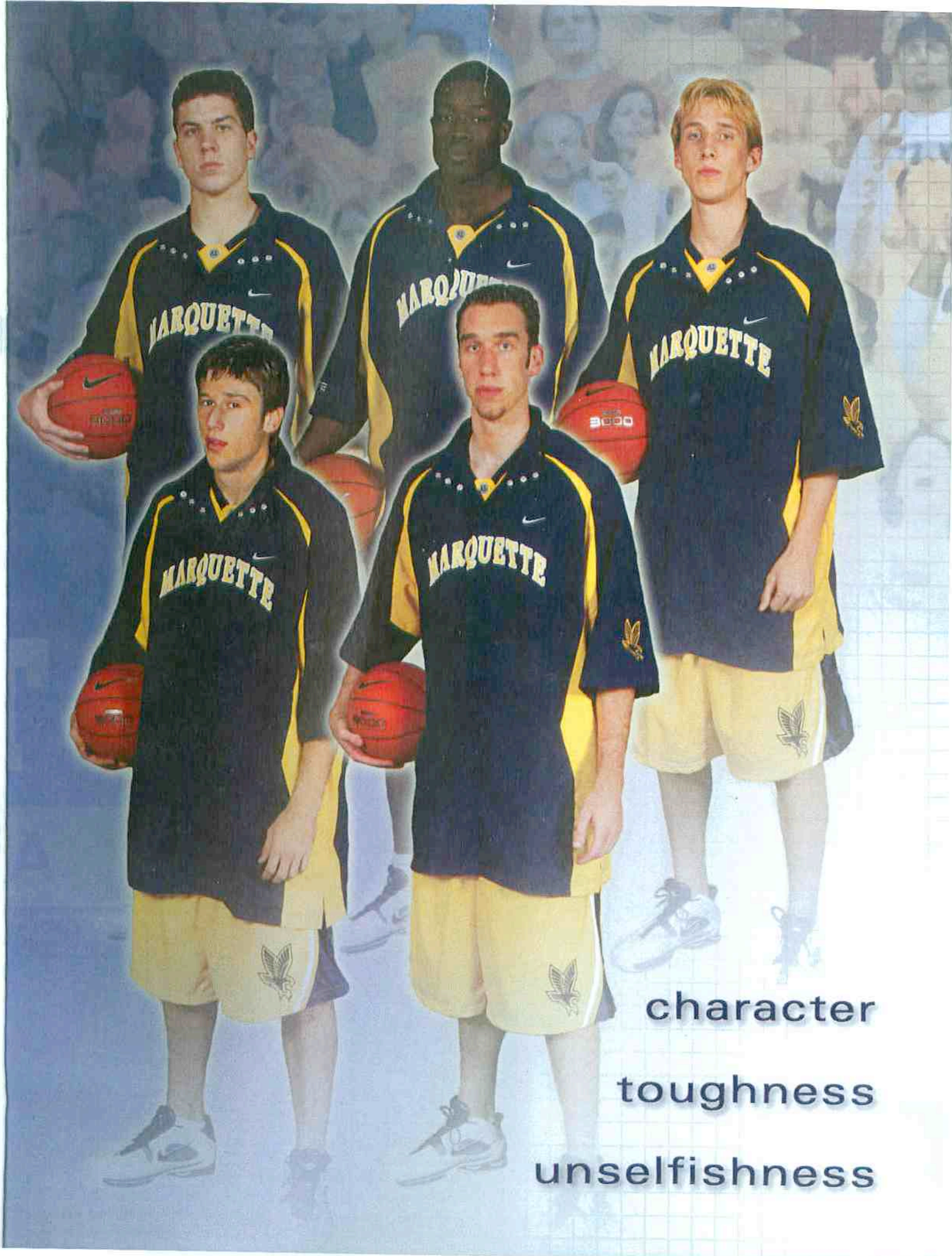
Assistant Coach

**BRIAN WARDLE**

Director of
Operations/Men's Basketball

**TREY SCHWAB**

Special Assistant



character

toughness

unselfishness

2004-05 SEASON SCHEDULE

NOVEMBER

Tues.	9	UW-Stevens Point (exhib.)	7 p.m.
Sun.	14	BCA Classic - West Carolina	8 p.m.
Mon.	15	BCA Classic	TBA
Tues.	16	BCA Classic	TBA
Fri.	19	43rd Pepsi Blue & Gold Classic Binghamton vs. Kent State	5:30 p.m.
		Marquette vs. Sam Houston St.	8 p.m.
Sat.	20	43rd Pepsi Blue & Gold Classic Consolation Game	5:30 p.m.
		Championship Game	8 p.m.
Sat.	27	at Oakland University	5 p.m.

DECEMBER

Wed.	1	Delaware State	8 p.m.
Tues.	7	South Dakota State	7 p.m.
Sat.	11	Wisconsin	7:30 p.m.
Sat.	18	Arizona (ESPN 2)	1 p.m.
Tues.	21	Nebraska	8 p.m.
Wed.	29	Coppin State	7 p.m.

JANUARY

Sun.	2	IPFW	6 p.m.
Sat.	8	at Tulane •	7 p.m.
Thurs.	13	at Memphis • (ESPN 2)	9 p.m.
Sat.	15	USF •	8 p.m.
Thurs.	20	at DePaul • (ESPN 2)	8 p.m.
Sat.	22	Charlotte • (ESPN +)	2 p.m.
Wed.	26	at Louisville • (ESPN)	6 p.m.
Sat.	29	at Saint Louis •	1 p.m.

FEBRUARY

Wed.	2	UAB •	7 p.m.
Sat.	5	Southern Miss • (ESPN +)	Noon
Wed.	9	at TCU •	7 p.m.
Sat.	12	at East Carolina •	7 p.m.
Thurs.	17	Louisville • (ESPN)	6 p.m.
Sun.	20	DePaul • (ABC)	12:30 p.m.
Thurs.	24	at Cincinnati • (ESPN 2)	8 p.m.

MARCH

Wed.	2	Houston •	7 p.m.
Sat.	5	Saint Louis • (ESPN +)	Noon

Mar. 9-12 Conference USA Tournament
Memphis, Tenn

Home games listed in white.
Game dates and times subject to change.
Times listed in Central Time

• Denotes Conference USA game

MARQUETTE
BASKETBALL

